

创全球知名品牌 建国际卓越企业

A Global Famous Brand

An International Excellent Enterprise

复杂夹具，轻松组建  
Complex gripper, flexible assembly



4.2

ROBOTICS PARTS CATALOG



ROBOTICS PARTS CATALOG 4.2



Distributed by

因产品改良等原因，规格及外观有所改变时，恕不另行通知，敬请包涵。  
All stated here is subject to change without advance notice.

CN(EN)2106

版权所有，侵权必究  
All rights reserved

# 企业文化

CULTURE CORPORATE

使命: 为客户提供有效的解决方案, 共创! 共赢! 共享!  
Mission: to provide customers with effective solutions and create together! Win win! Share!  
愿景: 创全球知名品牌, 建国际卓越企业!  
Vision: to create a global famous brand and build an international excellent enterprise!  
经营理念: 简单的事情重复做, 重复的事情用心做!  
Operation Concept: Repeating simple things, Repeating what you do attentively!

## 全球销售网络分布图 Global network sales location



敢于追求  
创新立意



高度敏锐  
放眼未来



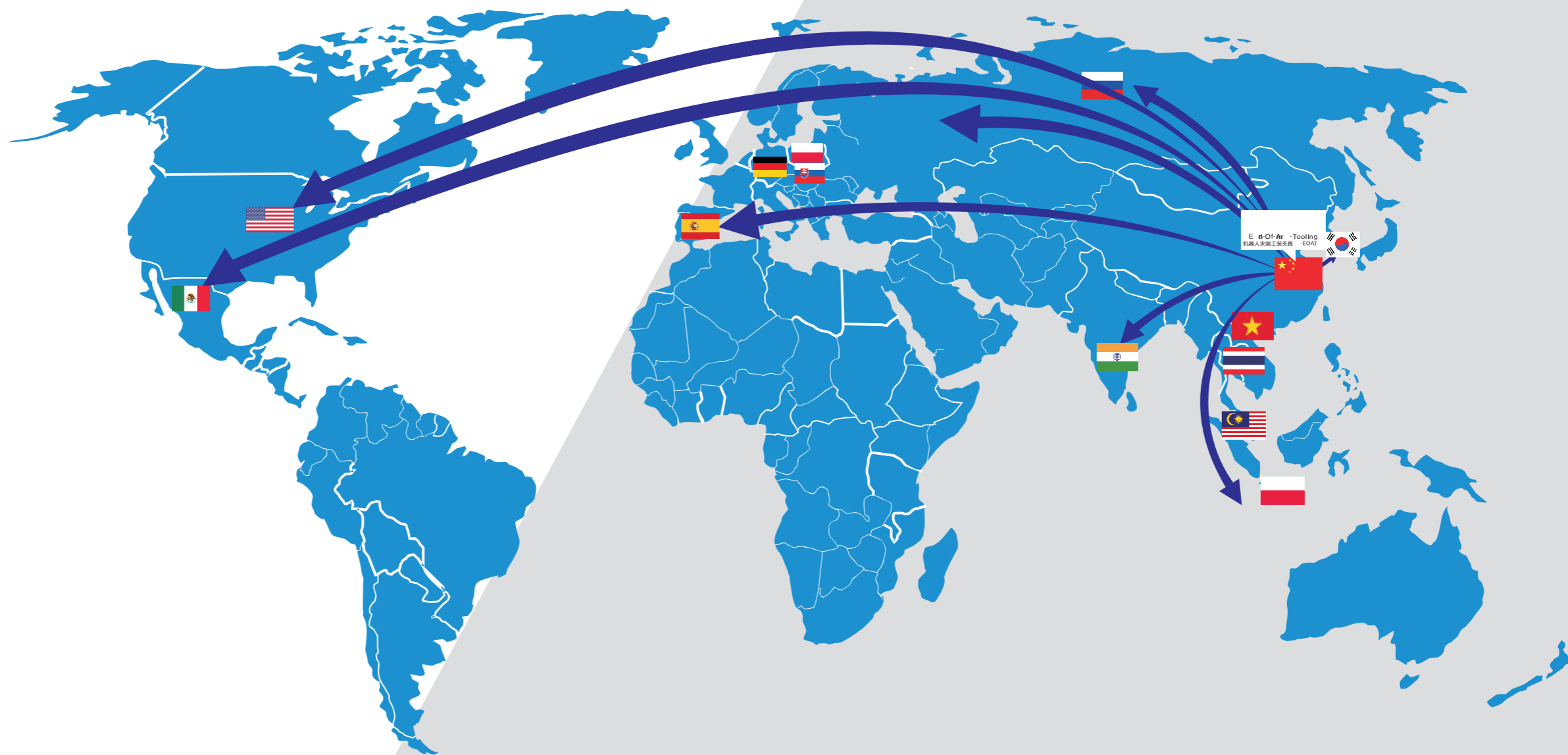
使命必达  
全力以赴



团队合作  
不屈不挠



勇于尝试  
敢于变革



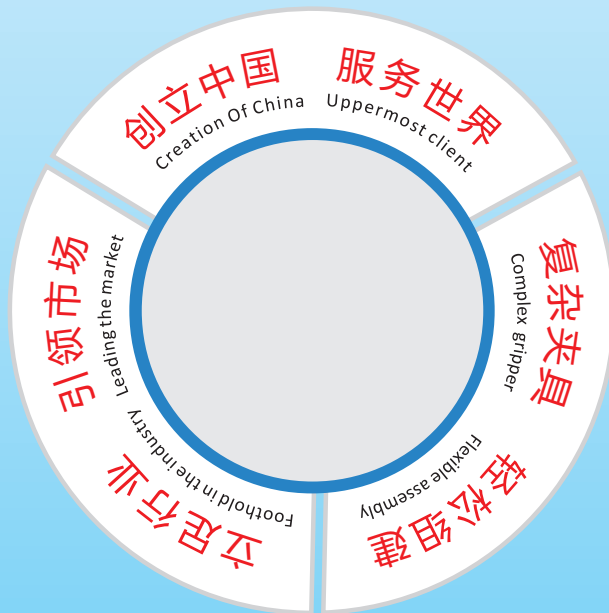
代理商 Agent





CRG 致力於机器人、机械手末端组件夹具 (EOAT) 设计开发、销售及服务，专注于注塑自动化领域12年，以模块化理念让自动化设计更简单、更灵活、更可靠。

CRG has been involving in EOAT design、development、sale and service. We have been operating in the field of injection automation for more than twelve years. Base on module design concept, to makes automation design simpler、more flexible and more reliable.



一家创新进取的企业; 一家专注自动化科技的公司; 一家值得信赖合作伙伴  
An innovative enterprise; a company specializing in automation technology; a trusted partner.

经营理念: 简单的事情重复做, 你就是专家。重复的事情用心做, 你就是赢家。

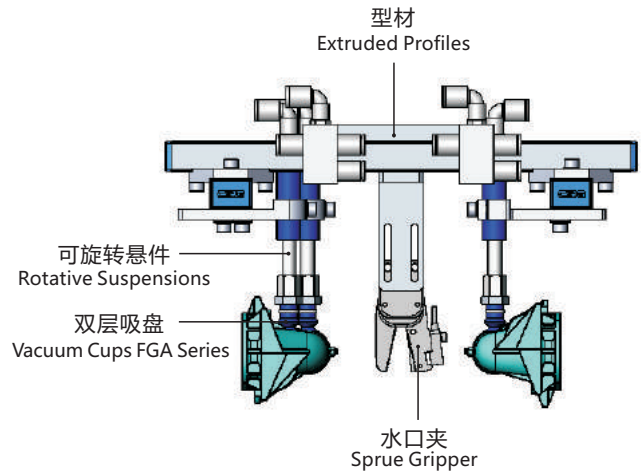
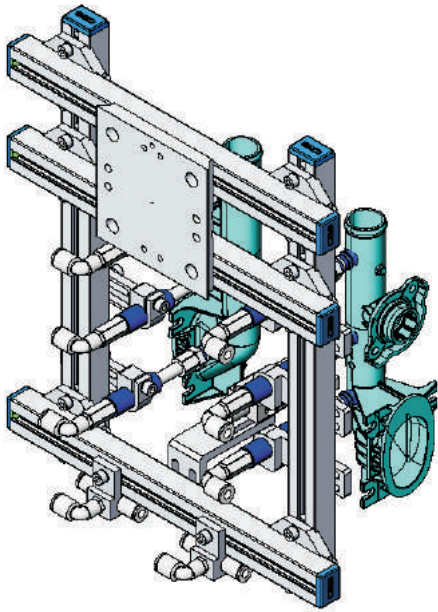
Operation Concept :Repeating simple things , you are the expert. Repeating what you do attentively,and you will be the winner.

销售理念: 为客户提供最好的保障 , 让客户无后顾之忧。

Sales Idea :To provide customers with the best service, so that customers worry free.

# 运用实例 Application examples

## 基础框架 Base Frame



### 产品描述：

产品为一模两穴

产品采用吸盘取出，料头用水口夹取出

气路为两吸一夹

夹具约为2.0 kg

Product Description:

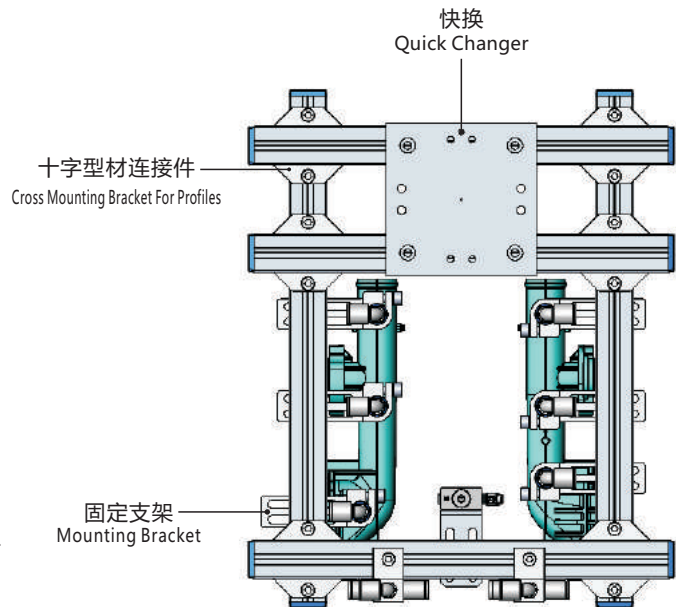
Two caves in one mold.

Take product out with vacuum cup;

Take sprue gate out with sprue gripper.

Gas circuit divides into two suction and one gripping.

The weight is about 2 kg.



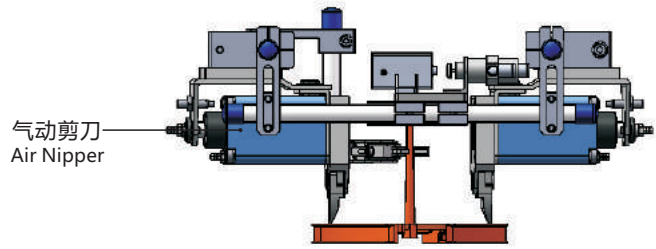
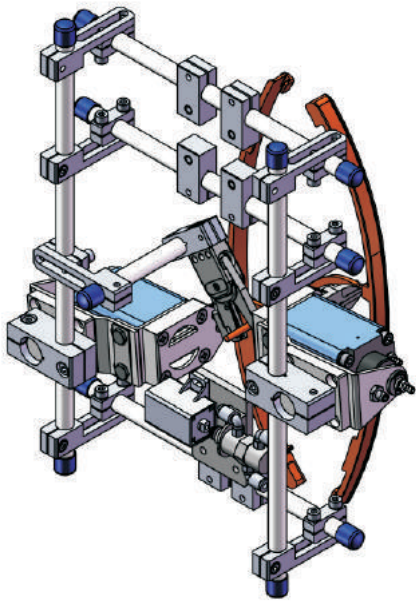
### BOM清单 BOM List

品名 (Product Name)	货号 (PN)	型号 (Model)	用量 (Quantity)	品名 (Product Name)	货号 (PN)	型号 (Model)	用量 (Quantity)
快换 Quick Changer	7.Y00175	QCS-G100	1	可旋转悬件 Rotative Suspensions	8.Y00061	VFR1421-G18	6
水口夹 Sprue Gripper	8.Y00050	GR12A-12-CP	1	固定支架 Mounting Bracket	7.Y00200-T	SMBE1-1440T	6
型材端盖 Plugs for profile	4.Y00069	P2518	10	金属接头 Connector	1.Y02510	APF-M5	2
十字型材连接件 Cross Mounting Bracket For Profiles	7.Y00194-T	SMBA-2525T	6	汇流排 Side Manifold Block	7.Y00157	SMB-06M5	2
型材 Extruded Profiles	4.Y00455	PEP2518-1000	2	L型螺纹气管接头 L-type Threaded Hose Fitting	1.Y02722	APL6-01	8
吸盘FGA系列 Vacuum Cups FGA Series	1.Y12288	FGA-11-SI-55	6	直型螺纹气管接头 Straight Threaded Hose Fitting	1.Y02725	APC6-01	6
吸盘座 Vacuum Cup Fitting	7.Y01047	VM40-G18	6				

清单仅含CRG标准件 / The list contains only CRG standard parts.

# 运用实例 Application examples

## 基础框架 Base Frame



**产品描述：**

产品为一模两穴

采用水口夹取料头连带产品取出

夹具约为1.5 kg

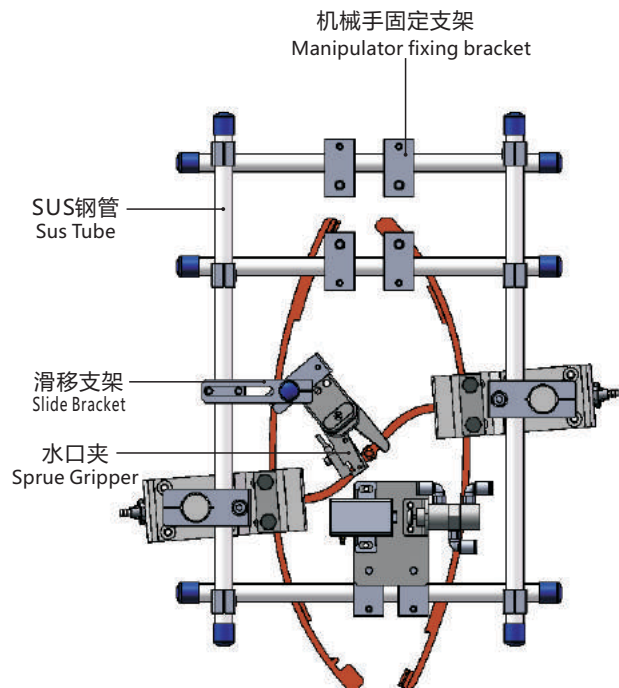
Product Description:

Two cavities in one mould;

Taking products out and clamping

the sprue by sprue gripper.

The weight is about 1.5 kg.



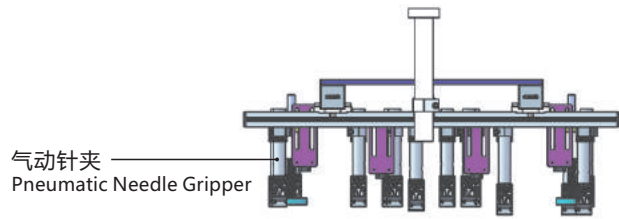
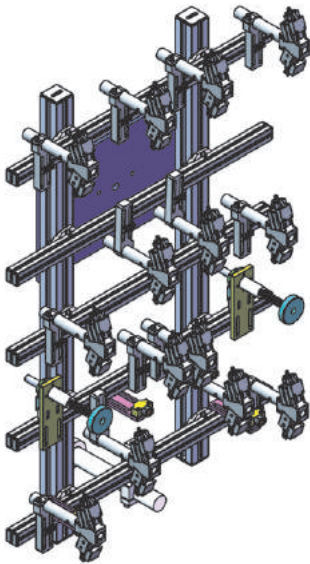
### BOM清单 BOM List

品名 (Product Name)	货号 (PN)	型号 (Model)	用量 (Quantity)	品名 (Product Name)	货号 (PN)	型号 (Model)	用量 (Quantity)
SUS钢管 Sus Tube	4.Y00021	PST12-1500	2	机械手固定支架 Manipulator fixing bracket	7.Y00002	SMBH1-12M6	6
气动剪刀 Air Nipper	1.Y00004	GT-NY25	2	L型螺纹气管接头 L-type Threaded Hose Fitting	1.Y02809	APL6-M5	3
切塑料直刀头 Straight blades for plastic	1.Y00037	NY25AJ	2	滑动支架 Slide Bracket	7.Y00004	SCF4-1240W16	7
剪刀固定块 Fixing Block	7.Y00633	SCE2-25	2	滑动支架 Slide Bracket	7.Y00001	SMBS-12T16	7
钢管端盖 Tube Plugs	1.Y03638	P12BU	11	水口夹 Sprue Gripper	8.Y00091	GR12A-12-CN	1
十字连接块 Cross Connector	7.Y00027	SMBT-2012	2	十字连接块 Cross Connector	7.Y00020	SMBT-1212	1

清单仅含CRG标准件 / The list contains only CRG standard parts.

# 运用实例 Application examples

## 基础框架 Base Frame



**产品描述：**

产品为一模两穴

嵌件（无纺布）采用气动针夹取出，埋入  
气路分为两路，一穴一路

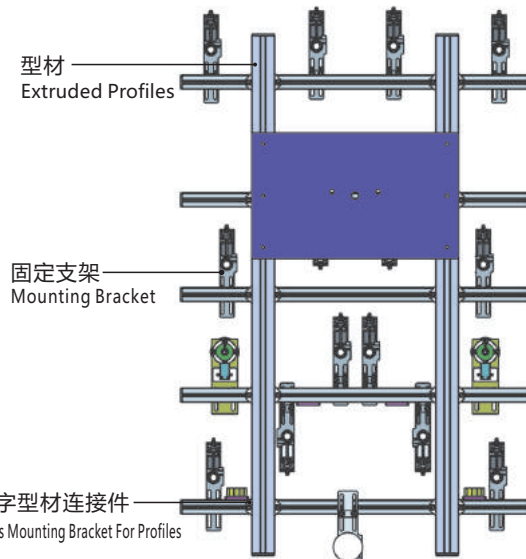
重量：7 kg

**Product Description:**

Two cavities in one mould; Take out or embed the insert (Non-woven fabric) by pneumatic needle gripper;

The gas circuit is divided into two paths; one cavity is one path.

Weight: 7 kg



### BOM清单 BOM List

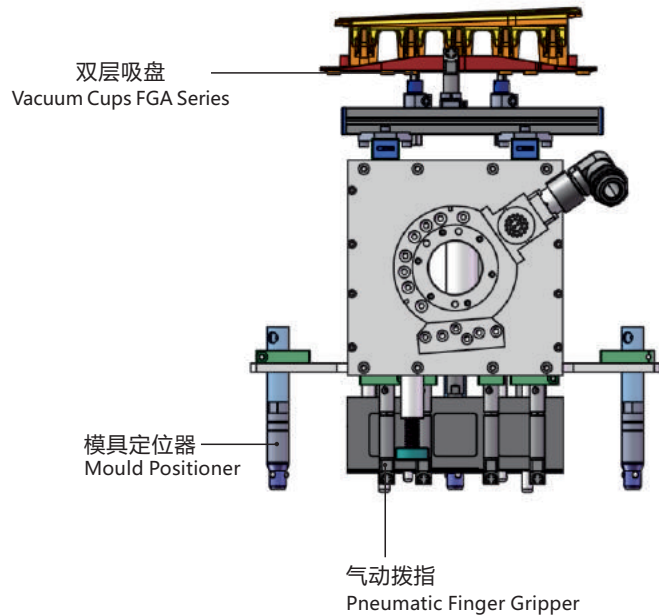
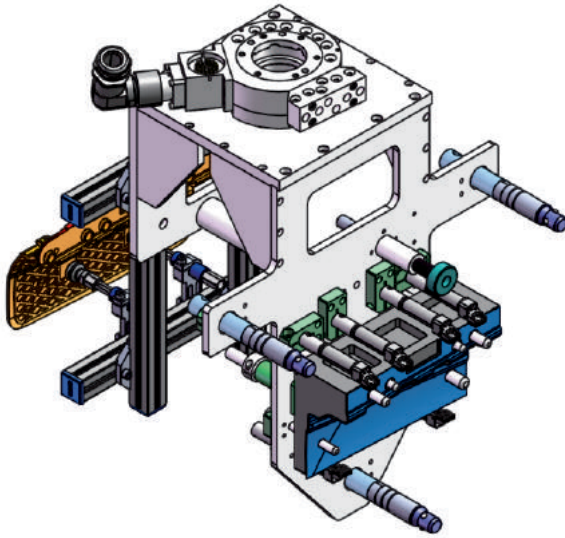
品名 (Product Name)	货号 (PN)	型号 (Model)	用量 (Quantity)	品名 (Product Name)	货号 (PN)	型号 (Model)	用量 (Quantity)
型材 Extruded Profiles	4.Y00052	PEP4040-1000	2	十字型材连接件 Cross Mounting Bracket For Profiles	7.Y00356-T	SMBA-2540T	10
型材端盖 Plugs for profile	4.Y00072	P4040	4	气动针夹 Pneumatic Needle Gripper	8.Y00025	GN2010	14
型材 Extruded Profiles	4.Y00481	PEP2525-1500	2	固定支架 Mounting Bracket	7.Y00308-T	SMBE2-2060T	14
型材 Extruded Profiles	4.Y00481	PEP2525-1000	1	固定支架 Mounting Bracket	7.Y00309-T	SMBE2-3060T	1
型材端盖 Plugs for profile	4.Y00070	P2525	10				

清单仅含CRG标准件 / The list contains only CRG standard parts.



# 运用实例 Application examples

## 基础框架 Base Frame



**产品描述：**

产品为一模一穴

一侧取出，一侧埋入

取出侧：采用吸盘，拨指取出

气路为吸盘一路，拨指一路

埋入侧：采用仿形，拨指取嵌件，埋嵌件

气路为气缸一路，拨指一路，模具定位器一路

重量：9 kg

**Product Description:**

One cavity in one mould; Take out on one side ; embed on the

other side;One side: Taken out by vacuum cup and one finger

angular pneumatic gripper; The gas circuit is divided into two

paths including vacuum cups and one finger angular pneumatic

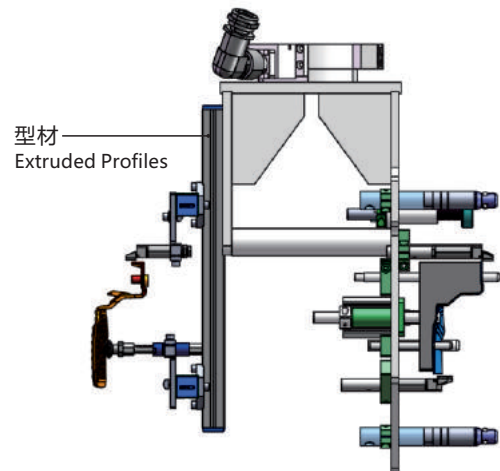
gripper; The other side: Profile modeling; Take out or embed

by one finger angular pneumatic gripper; The gas circuit is

divided into three paths including path of cylinder, path of one

finger angular pneumatic gripper and path of mould positioner;

Weight: 9Kg



### BOM清单 BOM List

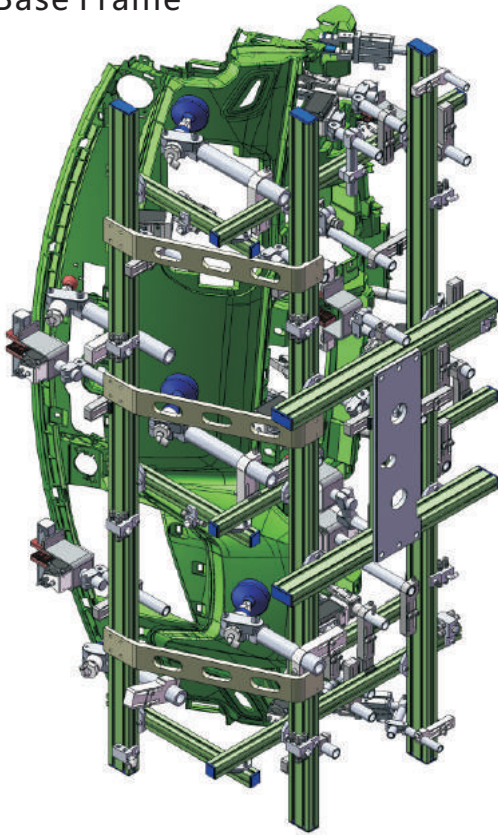
品名 (Product Name)	货号 (PN)	型号 ( Model )	用量 ( Quantity )	品名 (Product Name)	货号 (PN)	型号 ( Model )	用量 ( Quantity )
型材 Extruded Profiles	4.Y00481	PEP2525-1500	1	气动拨指 Pneumatic Finger Gripper	8.Y00084	GFR14-95G	7
型材端盖 Plugs for profile	4.Y00070	P2525	8	延长杆 Extension Tube	7.Y00733	SMBY14-50	6
模具定位器 Mould Positioner	8.Y00088	GMP20A	3	固定支架 Mounting Bracket	7.Y00200-T	SMBE1-1440T	3
吸盘FGA系列 Vacuum Cups FGA Series	1.Y12301	FGA-20-HTI-60	2	十字型材连接件 Cross Mounting Bracket For Profiles	7.Y00194-T	SMBA-2525T	4
可旋转悬件 Rotative Suspensions	8.Y00061	VFR1421-G18	2	吸盘座 Vacuum Cup Fitting	7.Y01047	VM40-G18	2

清单仅含CRG标准件 / The list contains only CRG standard parts.



# 运用实例 Application examples

## 基础框架 Base Frame



产品描述：

治具名称：仪表盘取出治具

机台吨位：2700T

治具重量：25KG

料头数量：11个

本产品因成型周期短，需模内完成取出+剪切动作，剪切精度要求0.3mm以内，夹具采用无痕吸盘，夹持接触部位采用软胶垫，并使用角度可调多功能弯臂完成夹取。

Product Description:

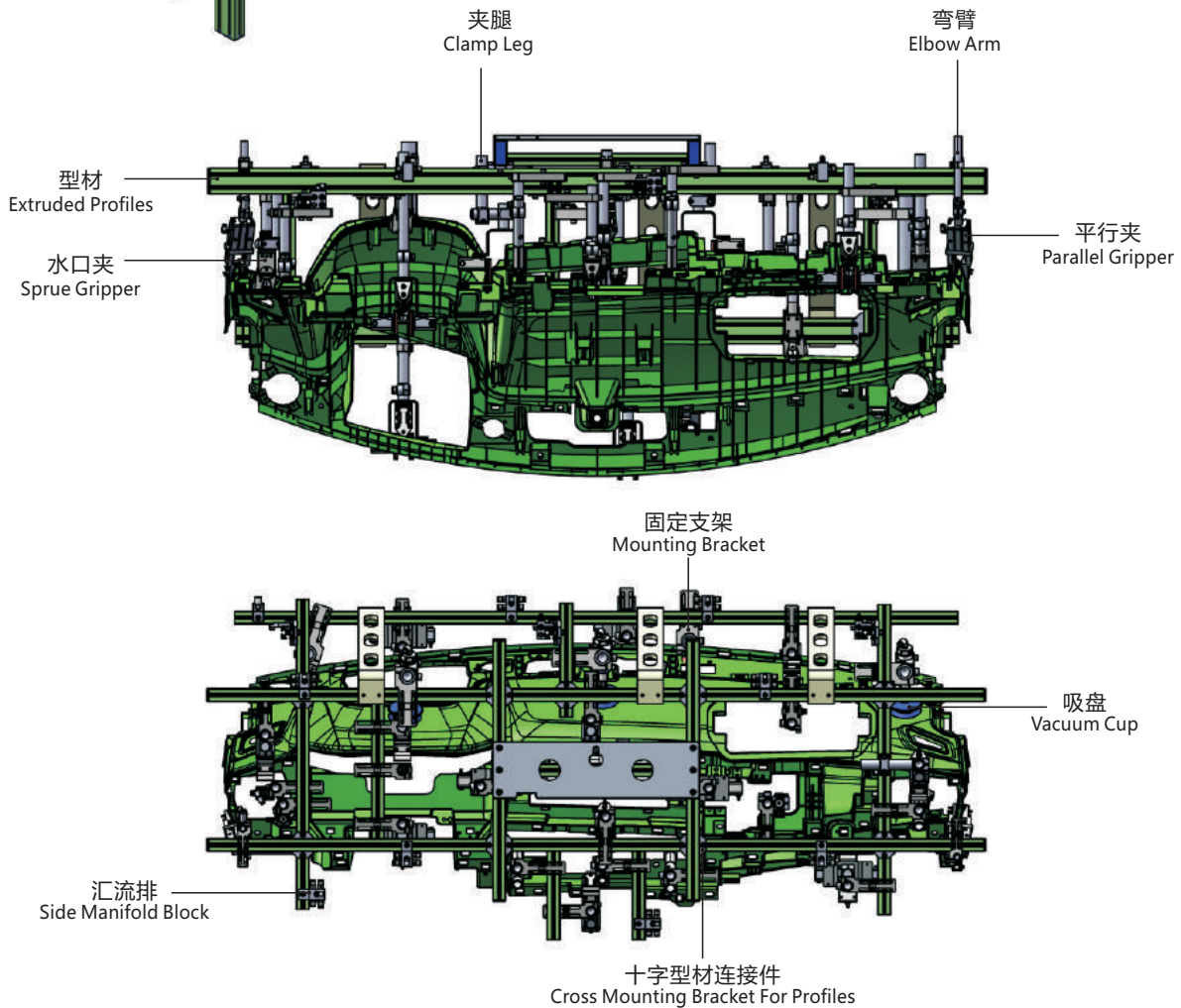
Name of fixture: Fixture of take out for instrument panel

Machine tonnage: 2700T

Weight of fixture: 25kg

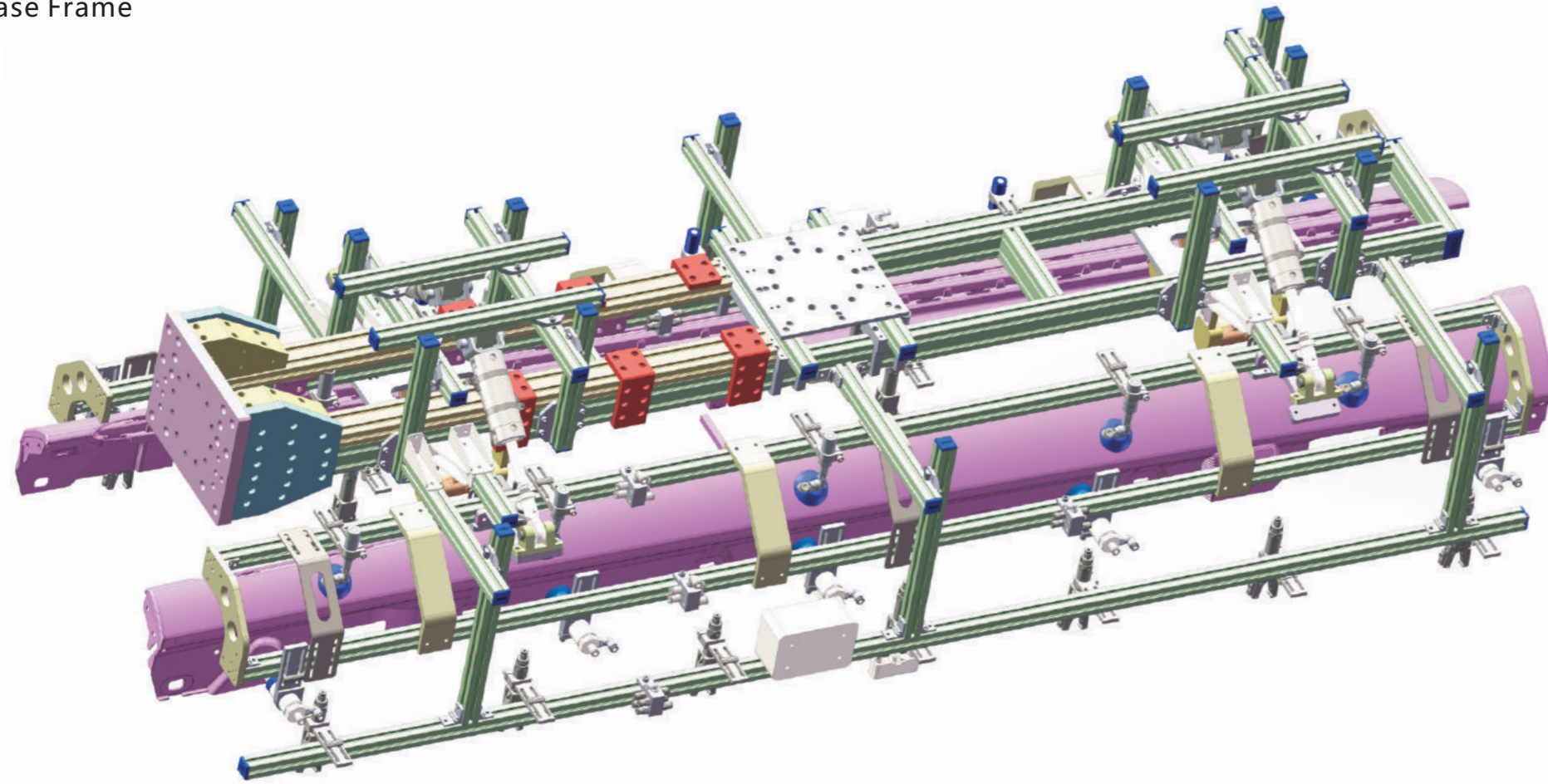
Sprue quantity: 11

Due to the short molding cycle, the product needs to be taken out and cut in the mold, and the shear accuracy is required to be within 0.3mm. The fixture adopts non-marking suction cups, the clamp interface adopts soft rubber pad, and the angle can be adjust by multifunctional to make elbow arm complete the clamping.



## 运用实例 Application examples

### 基础框架 Base Frame



#### 产品描述：

治具名称：汽车门槛条取出治具

机台吨位：2700T

治具重量：80KG

料头数量：14个

汽车门槛条分为左右件，产品内有很长倒扣，顶出后无法水平取出，本产品采用无痕吸盘吸附，夹具具备旋转功能，可将产品顺利取出。

#### Product Description:

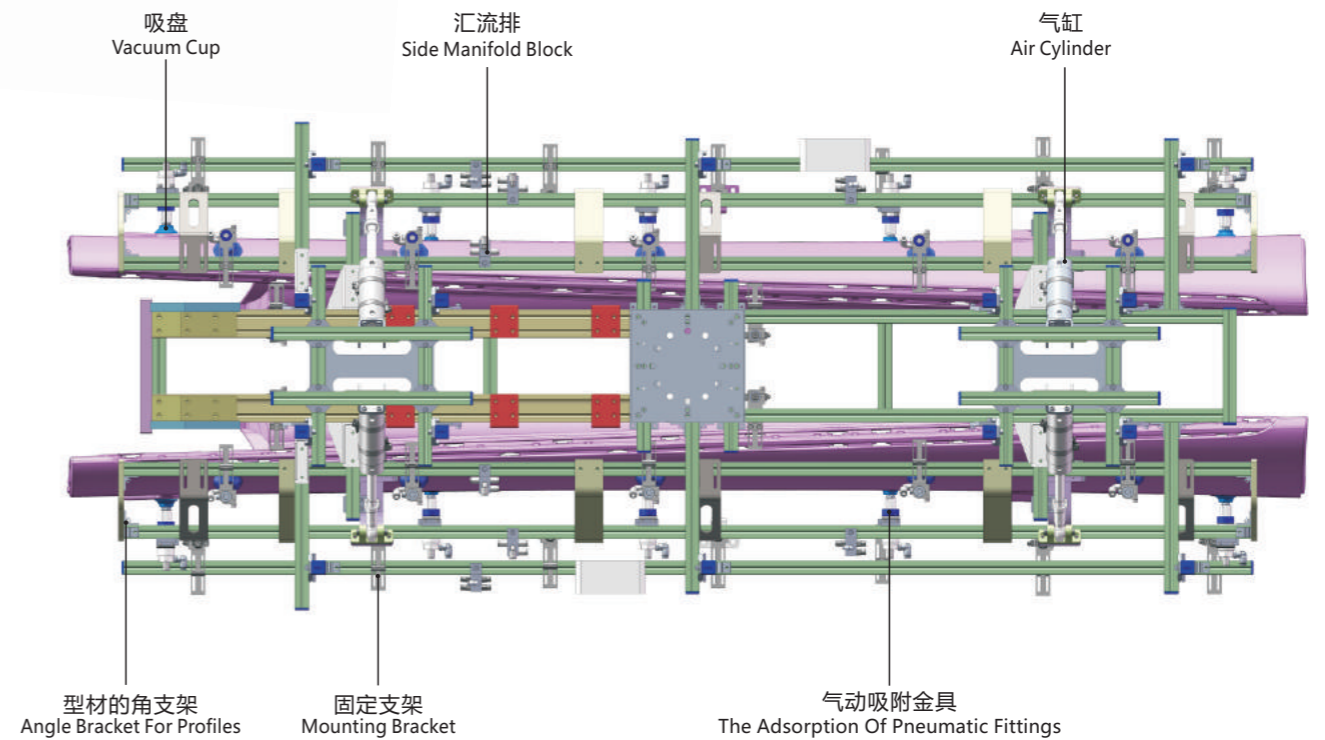
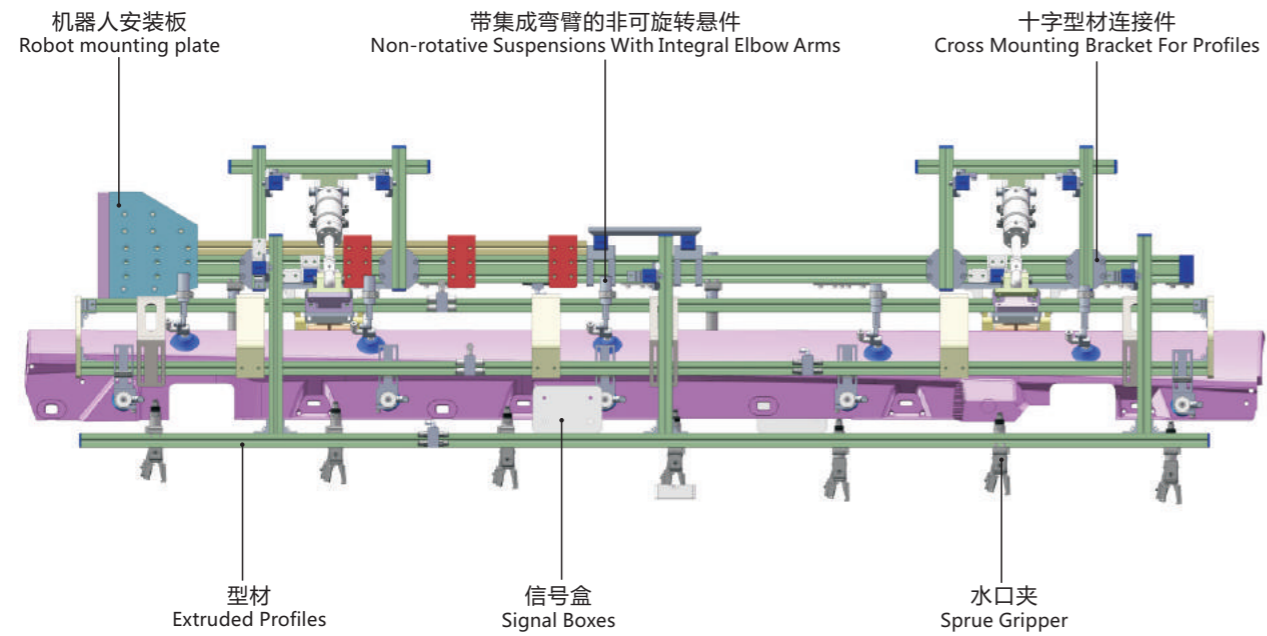
Tool Name: Fixture of take out for car threshold strip

Machine tonnage: 2700T

Weight of fixture: 80kg

Sprue quantity: 14


The car threshold strip is divided into left and right parts. There has long under-cut in the product which can not be taken out horizontally after being ejected. The product is absorbed by non-marking suction cup, and the fixture has the function of rotation, so the product can be taken out smoothly.





# 运用实例 Application examples

## 基础框架 Base Frame



产品描述：

治具名称：保险杠取出治具

机台吨位：1800T

治具重量：20KG

料头数量：8个

产品无法顺利脱模，需配备气缸侧拉辅助，产品接触面采用无痕吸盘，夹持接触部位采用软胶垫，并使用角度可调多功能弯臂完成夹取。

Product Description:

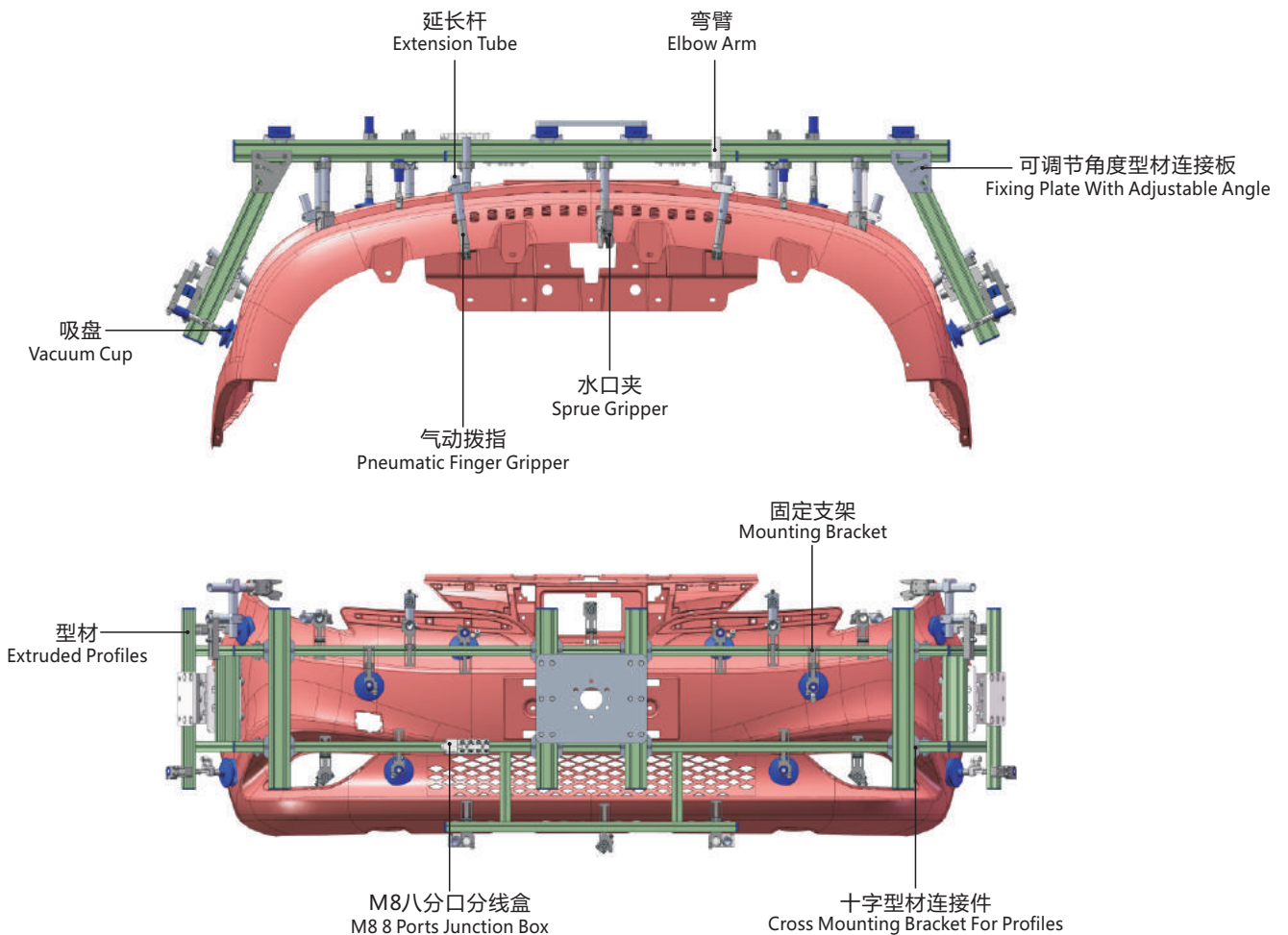
Fixture Name: Fixture of take out for bumper

Machine tonnage: 1800T

Weight of fixture: 20kg

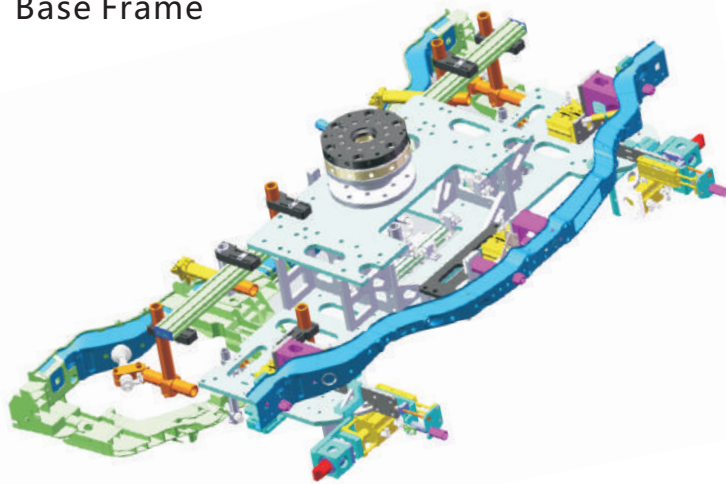
Sprue quantity: 8

It needs to be equipped with cylinder to pulling from side because the product can't be demoulding smoothly. The contact surface of the product adopts non-marking suction cup, the clamp interface adopts soft rubber pad, and the angle can be adjust by multifunctional to make elbow arm complete the clamping.



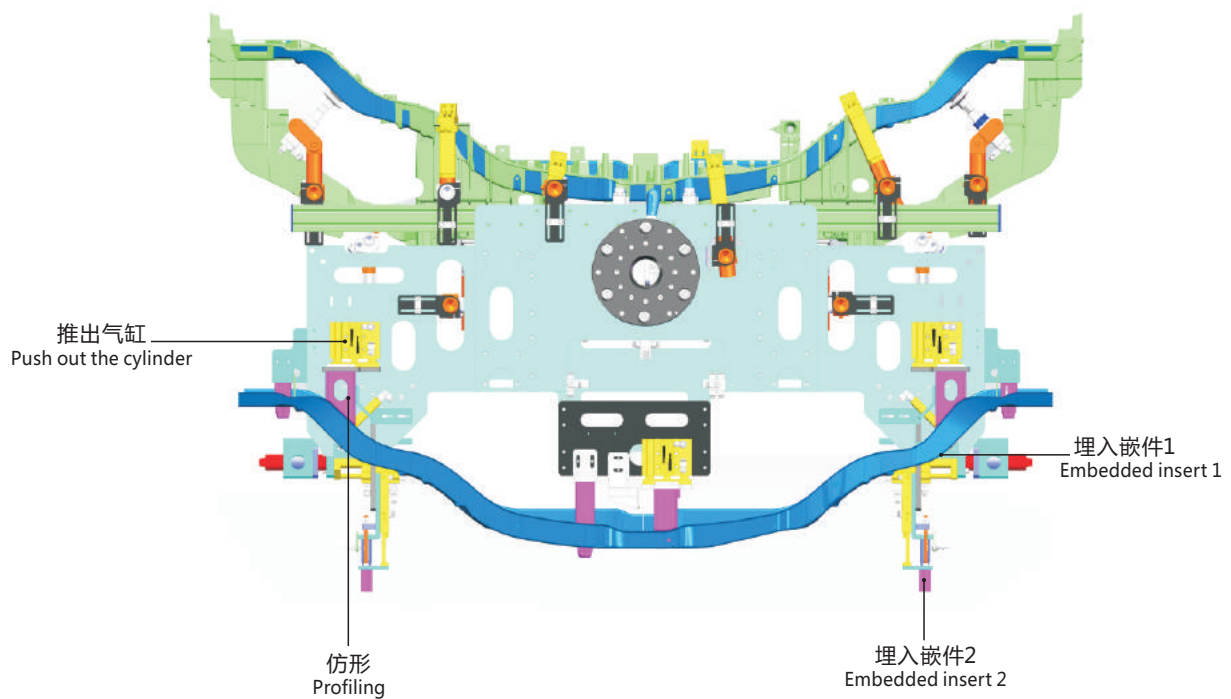
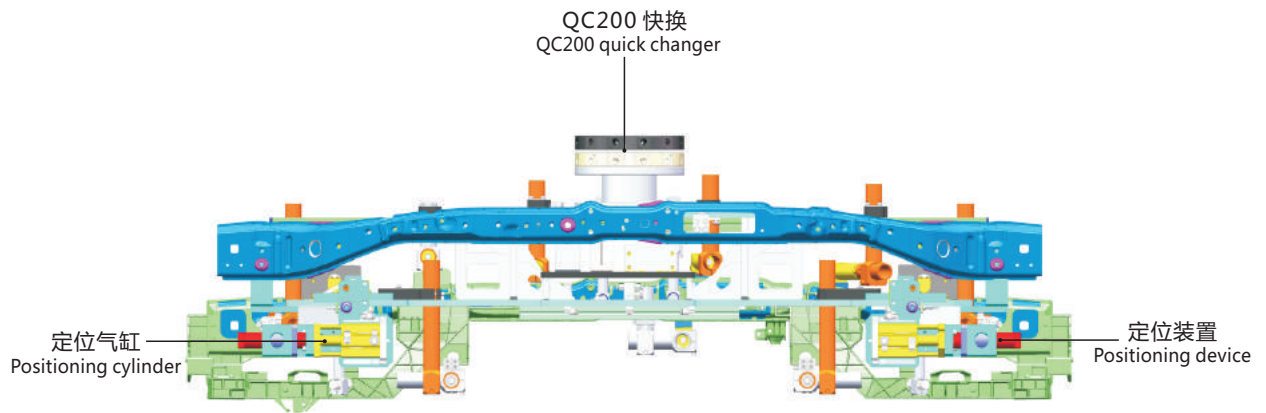
# 运用实例 Application examples

## 基础框架 Base Frame



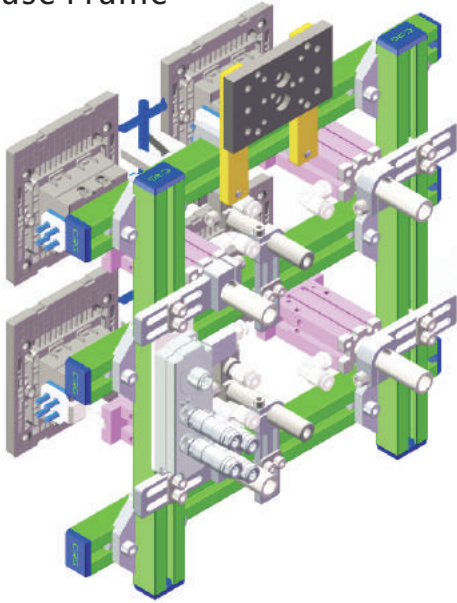
产品描述：  
治具名称：汽车板筋埋入取出治具；  
产品一模一穴；  
治具一侧取件一侧埋件  
气路为：五夹两吸  
治具重约55kg

Product Description:  
Name of fixture: Fixture of embed and take out for automobile slat bars;  
One cavity in one mould;  
One side of the fixture is taken out and the other side is embedded.  
Gas circuit: five suction and two gripping.  
The weight is about 55kg.



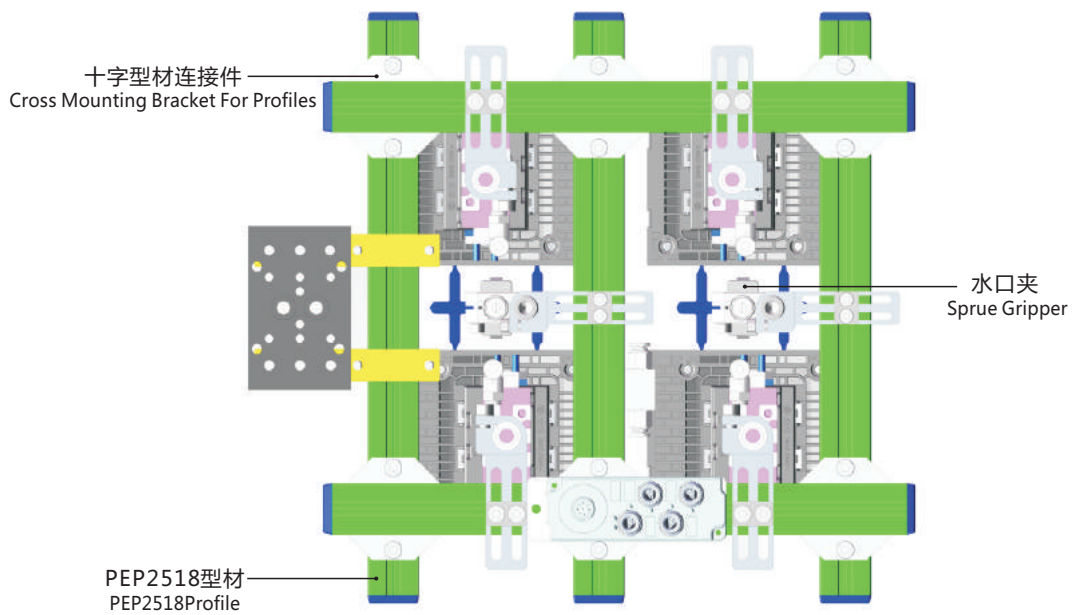
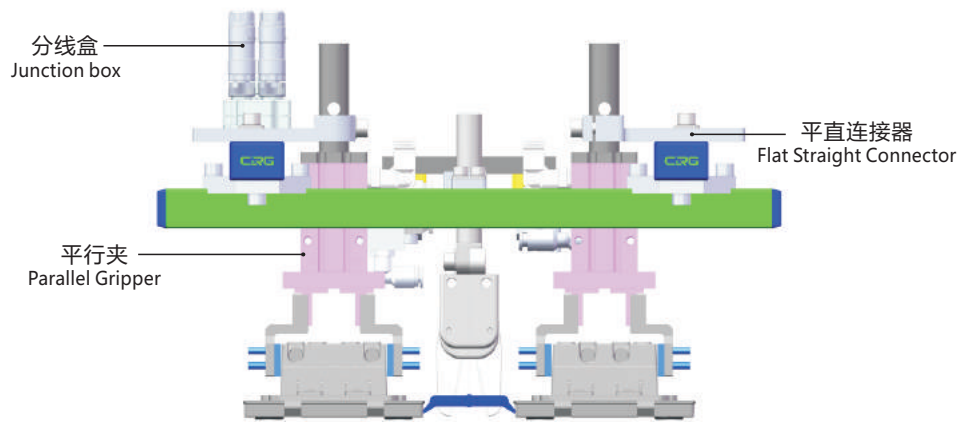
# 运用实例 Application examples

## 基础框架 Base Frame



产品描述：  
治具名称：开关面板取出治具；  
产品一模四穴；  
料头用水口夹夹取  
气路为：二夹  
治具重约6kg

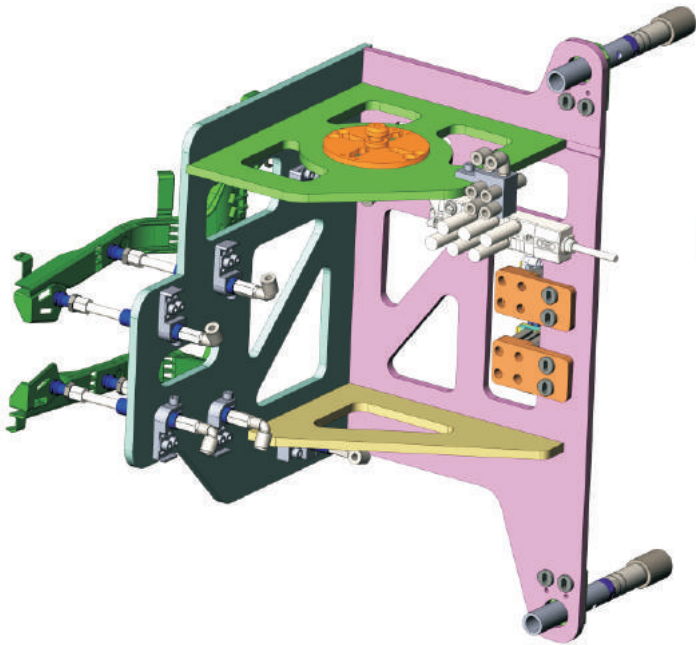
Product Description:  
Name of fixture: Fixture of take out for Switch panel ;  
Four cavities in one mould;  
Take sprue gate out with sprue gripper.  
Gas circuit: two gripping.  
The weight is about 6kg





# 运用实例 Application examples

## 基础框架 Base Frame



产品描述：

治具名称：铜螺母埋入取出治具；

产品一模二穴；

嵌件采用气缸推出，埋入；

气路：二吸二夹

治具重量：10kg

Product Description:

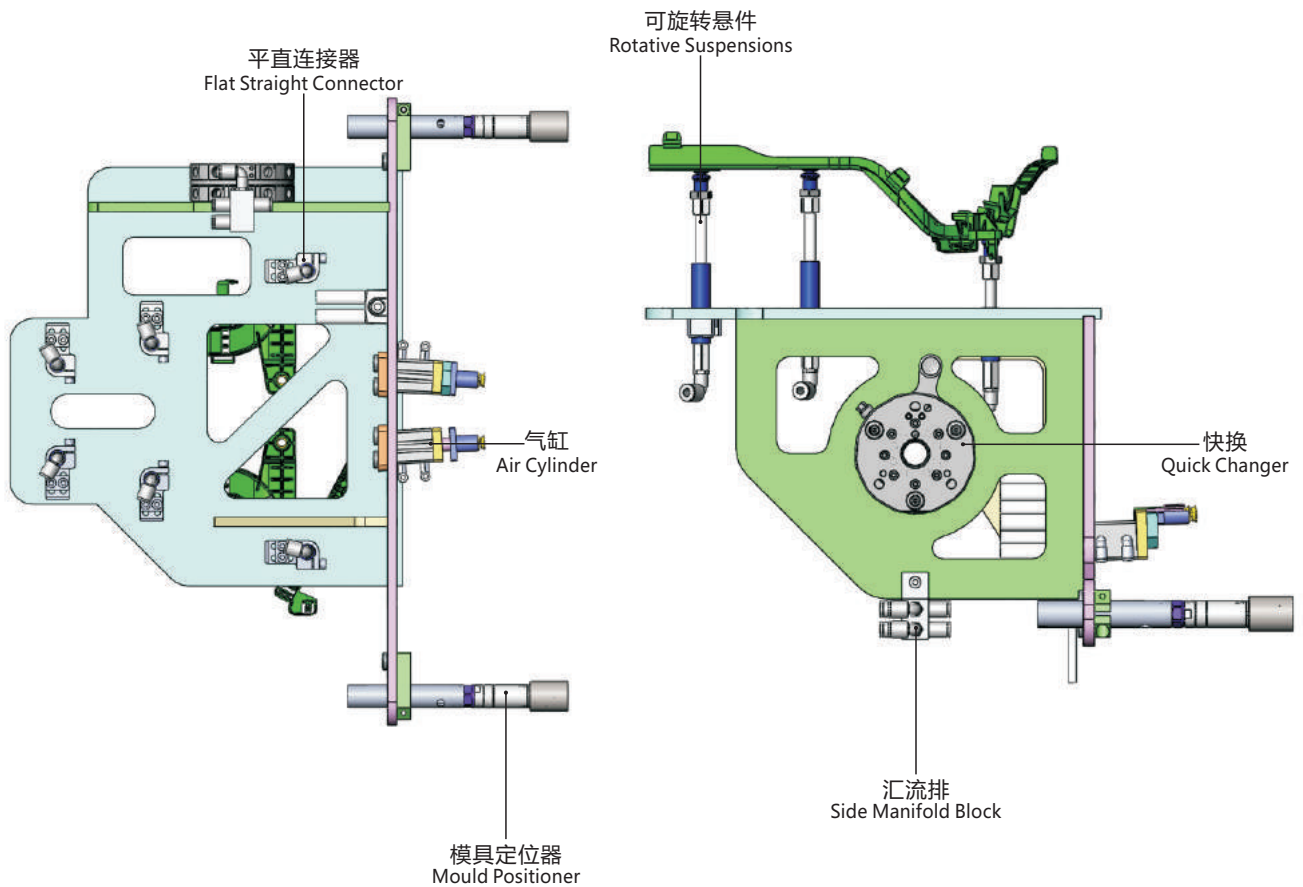
Name of fixture: Fixture of embed and take out for copper nut;

Two cavities in one mould;

The insert is pushed out by cylinder and embedded;

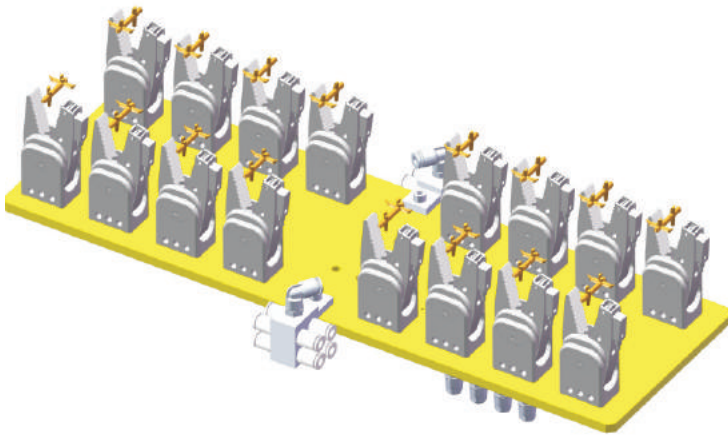
Gas circuit: two suction and two gripping.

Weight of fixture: 10kg



## 运用实例 Application examples

### 基础框架 Base Frame



产品描述：

治具名称：扎带料头取出治具；

产品一模十六穴；

料头采用水口夹取出

气路为：二夹

治具重约3.2kg

Product Description:

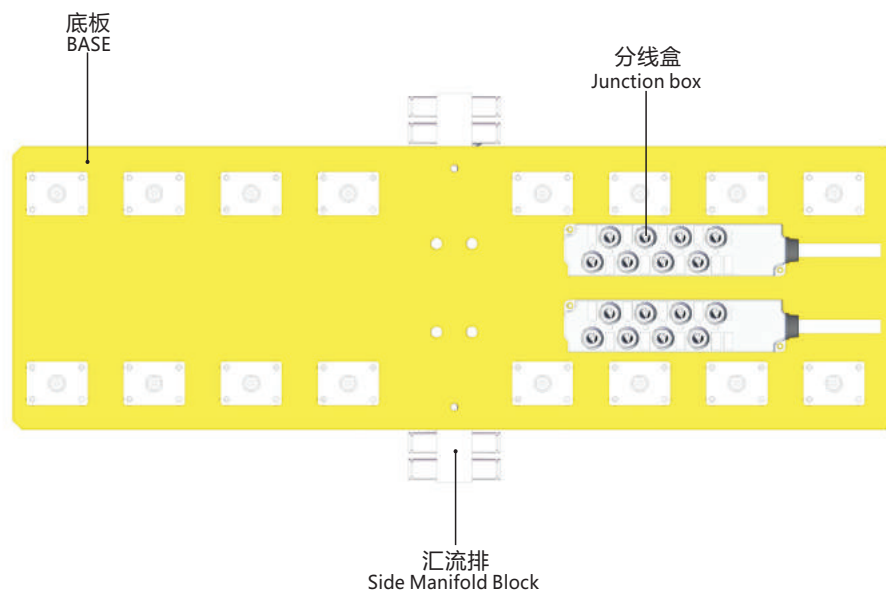
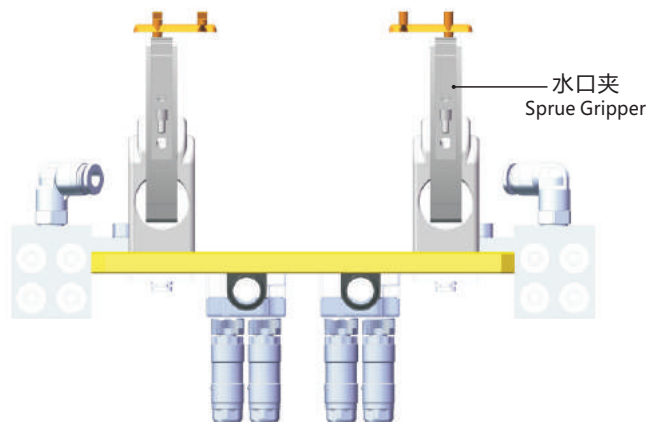
Name of fixture: Fixture of take out for sprue gate and cable tie ;

16 cavities in one mould;

Take sprue gate out with sprue gripper.

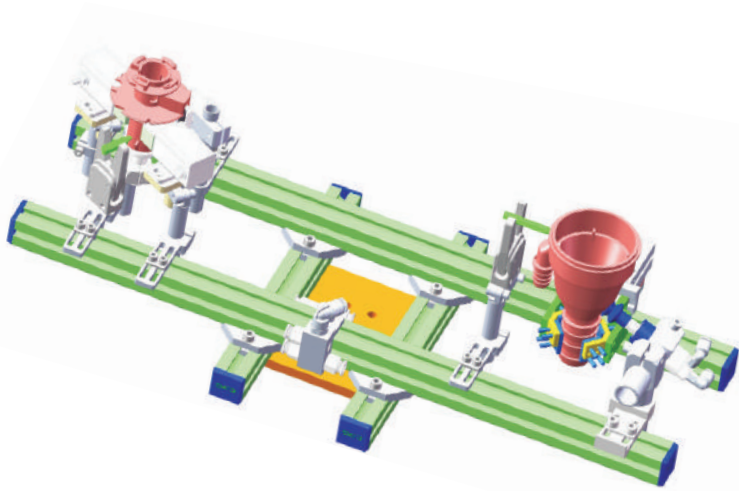
Gas circuit: two gripping.

The weight is about 3.2kg



# 运用实例 Application examples

## 基础框架 Base Frame



产品描述：

治具名称：汽车配件取出治具；

产品一模两穴

产品采用平行夹和抱具气缸取出，料头采用水口夹取出

气路为三夹一吸

治具重约3.5kg

Product Description:

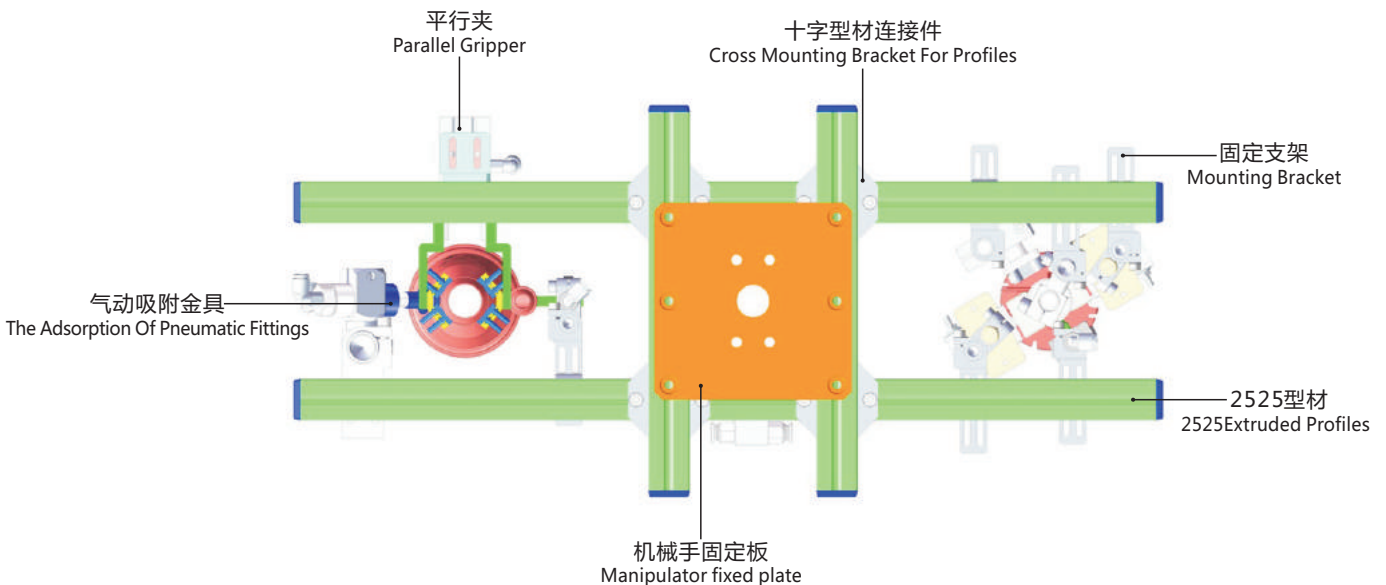
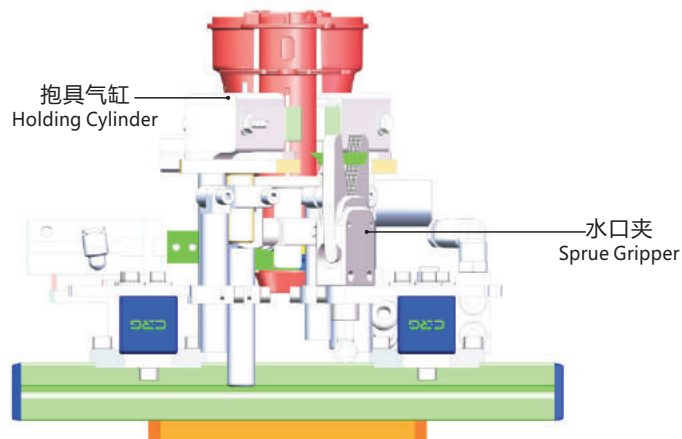
Name of fixture: Fixture of take out for auto parts ;

Two cavities in one mould;

The product is taken out by parallel clamp and holding cylinder, and take sprue gate out with sprue gripper.

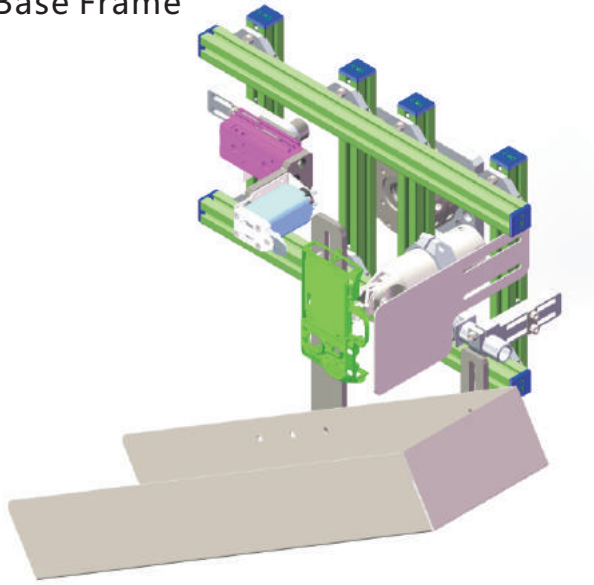
Gas circuit: one suction and three gripping.

The weight is about 3.5kg.



# 运用实例 Application examples

## 基础框架 Base Frame



产品描述：

治具名称：数码相机壳体取出剪切治具；

产品一模十六穴；

料头需剪切

气路为：四夹

治具重约6kg

Product Description:

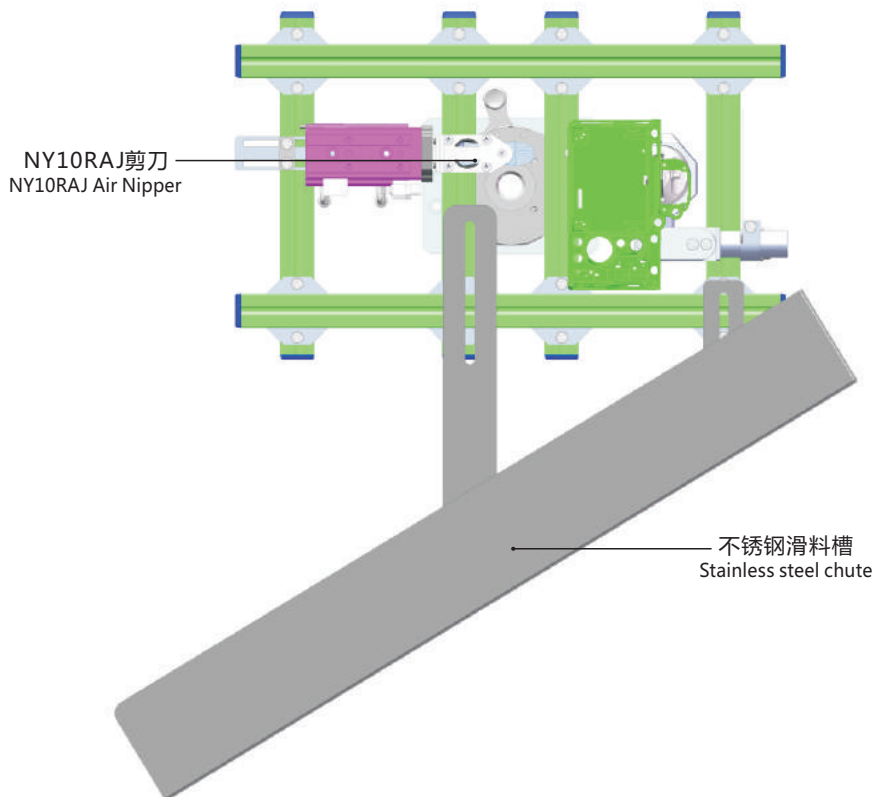
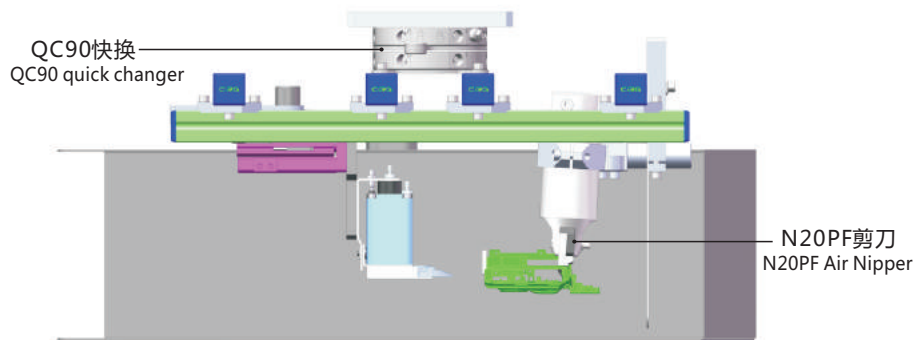
Name of fixture: Fixture of cut and take out for Digital camera shell ;

16 cavities in one mould;

The sprue gate needs to be sheared

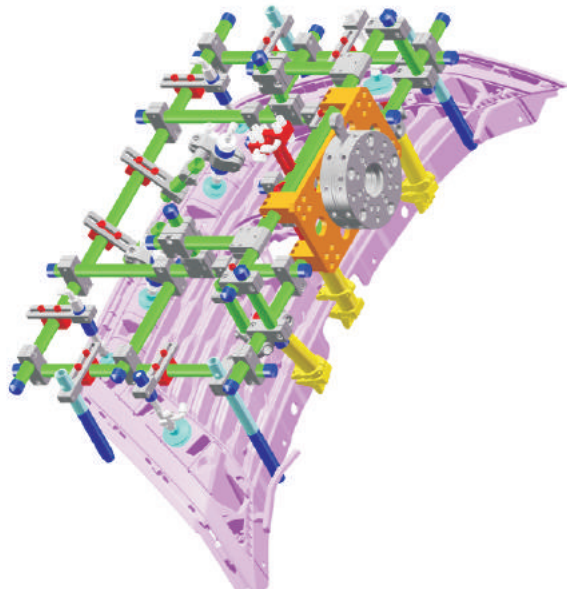
Gas circuit: four gripping.

The weight is about 6kg.



# 运用实例 Application examples

## 基础框架 Base Frame



产品描述：

治具名称：汽车格栅取出治具;

产品一模一穴;

治具框架采用20钢管，产品采用吸盘加拨指辅助取出;

气路为：一吸一夹;

治具重约15kg;

Product Description:

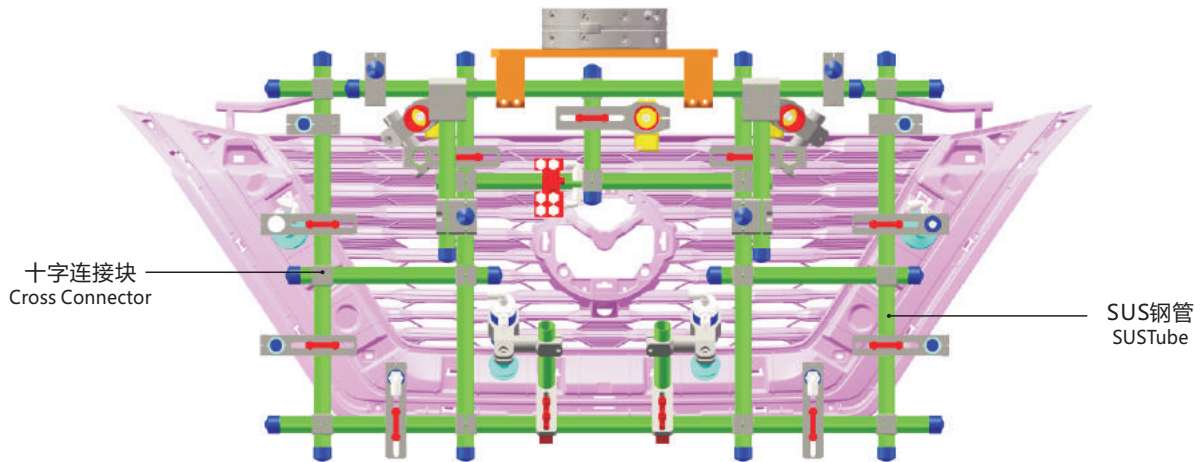
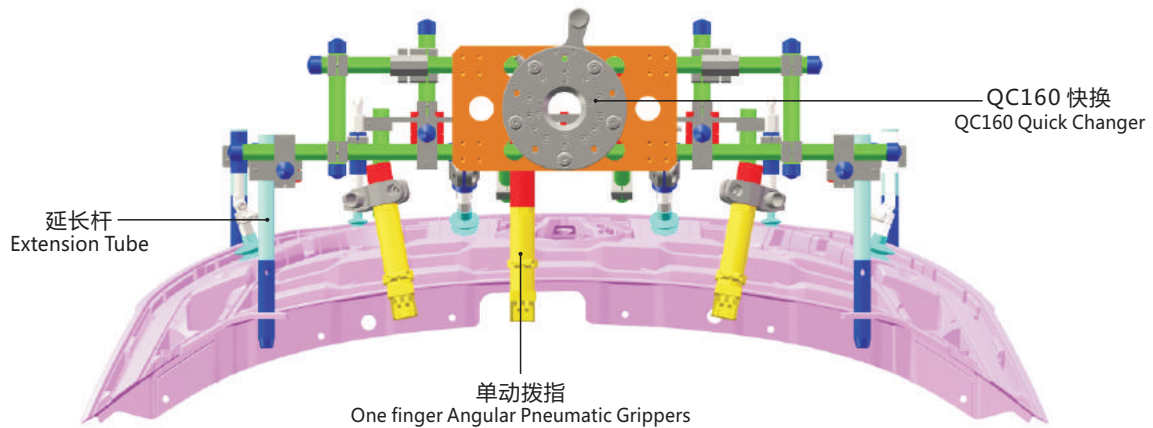
Name of fixture: Fixture of take out for Car grille;

One cavity in one mould;

The fixture frame is made of the steel pipe 20, and the product is taken out by vacuum cups and pneumatic finger gripper;

Gas circuit: one suction and two gripping.

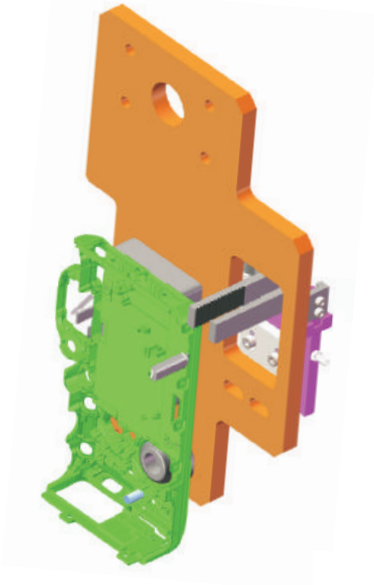
The weight is about 15kg.





## 运用实例 Application examples

### 基础框架 Base Frame



产品描述：

治具名称：数码相机壳体取出治具；

产品一模一穴；

料头采用水口夹加非标夹片取出

气路为：一夹一吸

治具重约:3kg

Product Description:

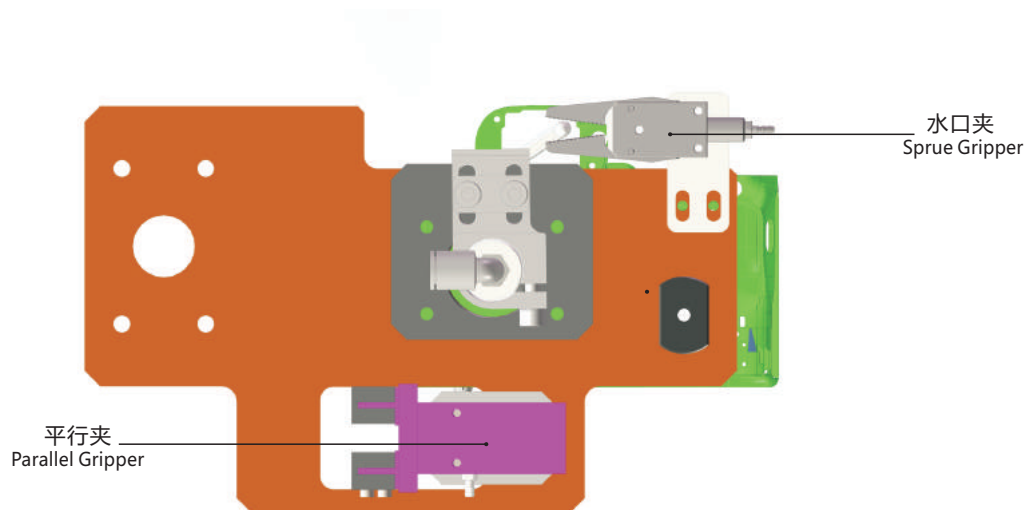

Name of fixture: Fixture of take out for Digital camera shell ;

One cavity in one mould;

Take sprue gate out with sprue gripper and non-standard clip


Gas circuit: one suction and one gripping.

The weight is about 3kg.



# 运用实例 Application examples

## 基础框架 Base Frame



产品描述:

治具名称: 螺母、钣金取出埋入治具

产品一模一穴

气路为: 六夹二吸治具

治具重约 : 55kg

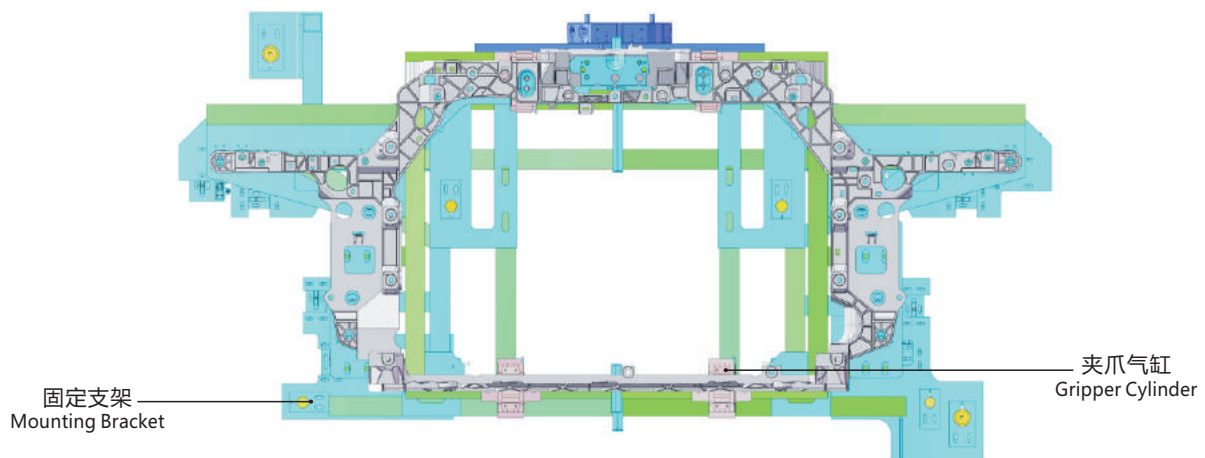
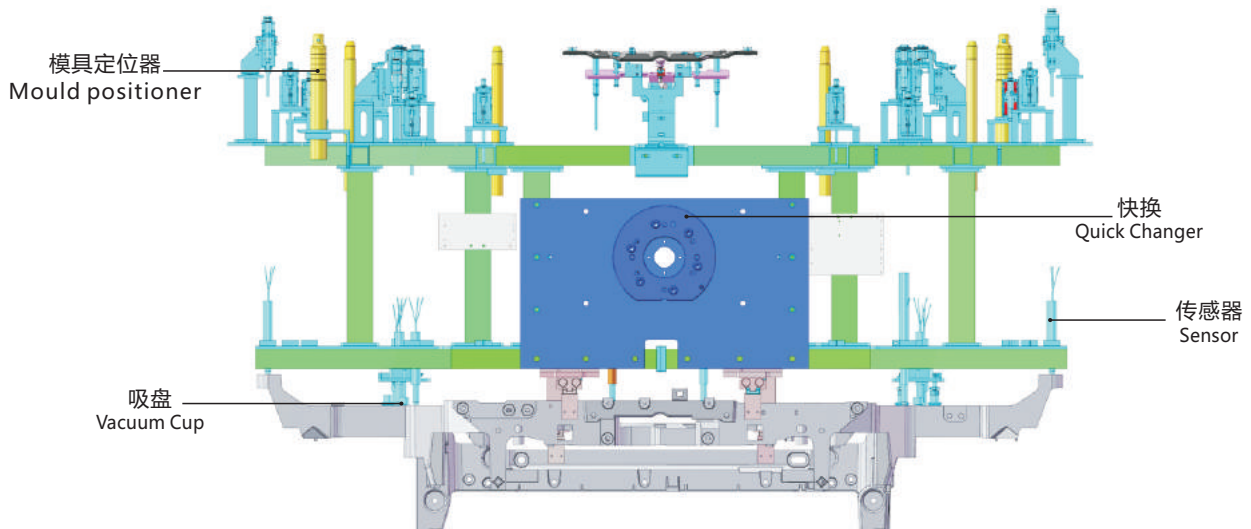
Product Description:

Name of fixture: Fixture of embed and take out for nut, sheet metal

Two cavities in one mould;

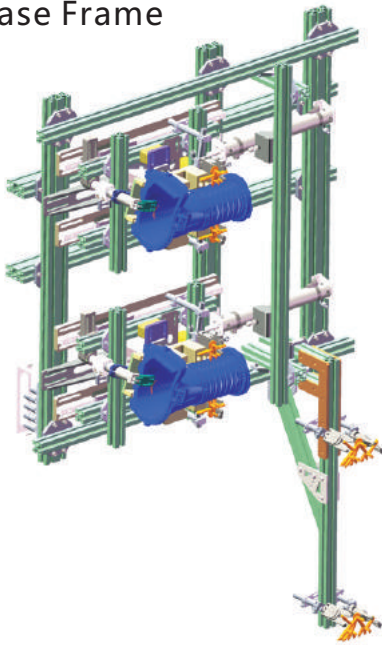
Gas circuit: Fixture of two suction and six gripping

The weight is about 55kg.



# 运用实例 Application examples

## 基础框架 Base Frame



产品描述：

治具名称：汽车配件滑移取出治具；

产品一模二穴；

产品采用拨指+吸盘取出；

料头采用水口夹取出；

气路：一吸三夹

治具重量：23kg

Product Description:

Name of fixture: Fixture of slide and take out for auto parts ;

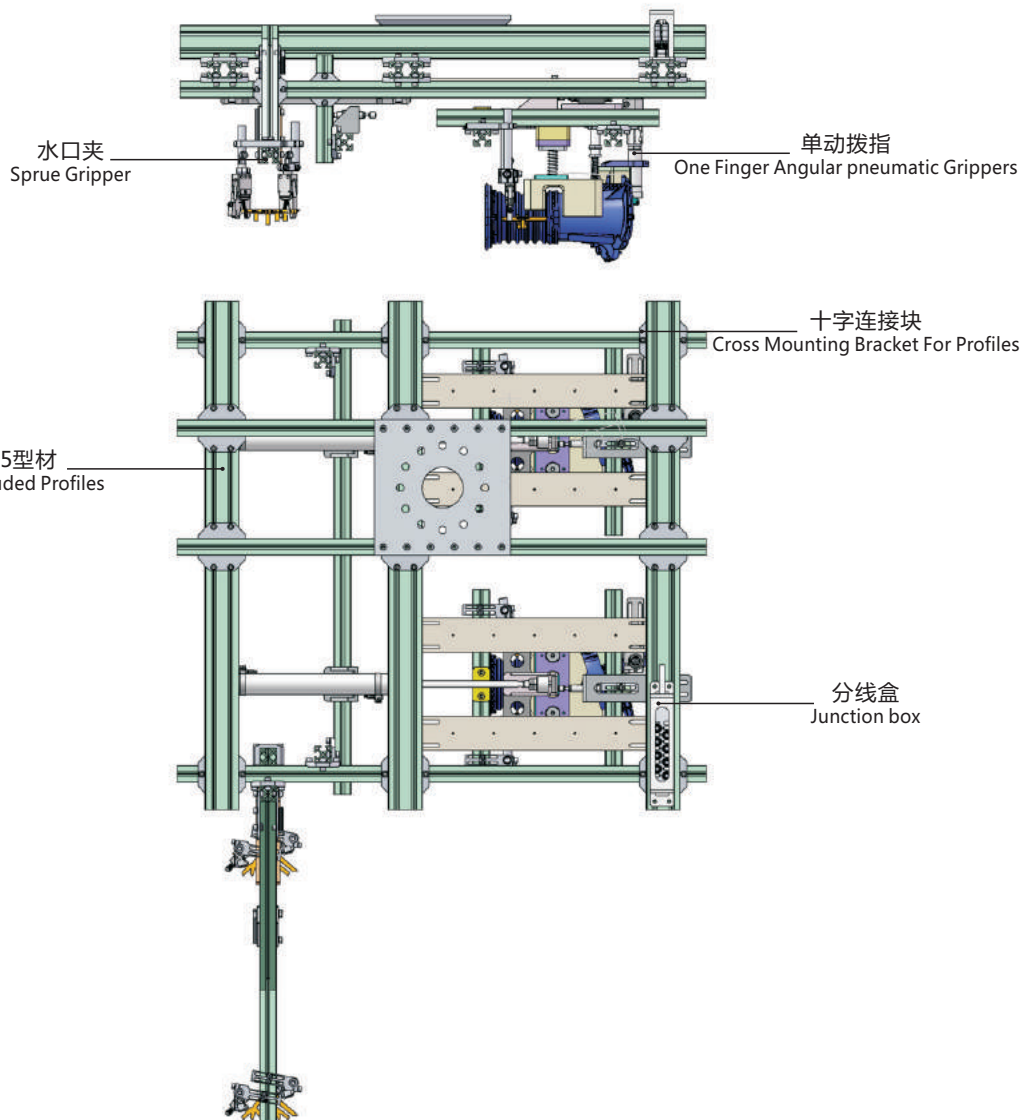
Two cavities in one mould;

Take product out with finger gripper and vacuum cup;

Take sprue gate out with sprue gripper;

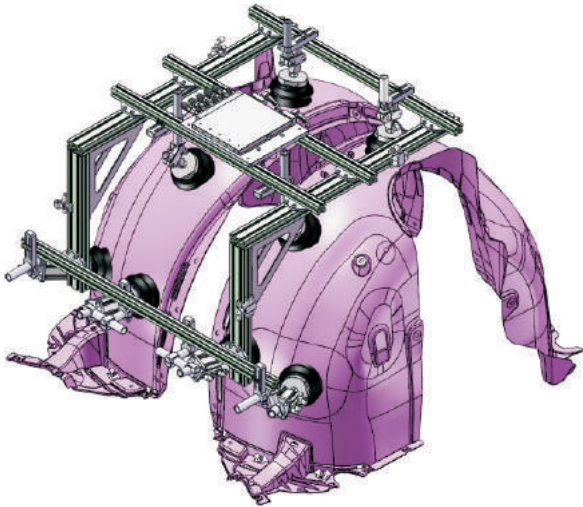
Gas circuit: one suction and three gripping.

Weight of fixture: 23kg.



## 运用实例 Application examples

### 基础框架 Base Frame



产品描述：

治具名称：汽车轮毂罩取出治具；

产品一模二穴；

产品采用吸盘取出；

气路：二吸二夹

治具重量：18kg

Product Description:

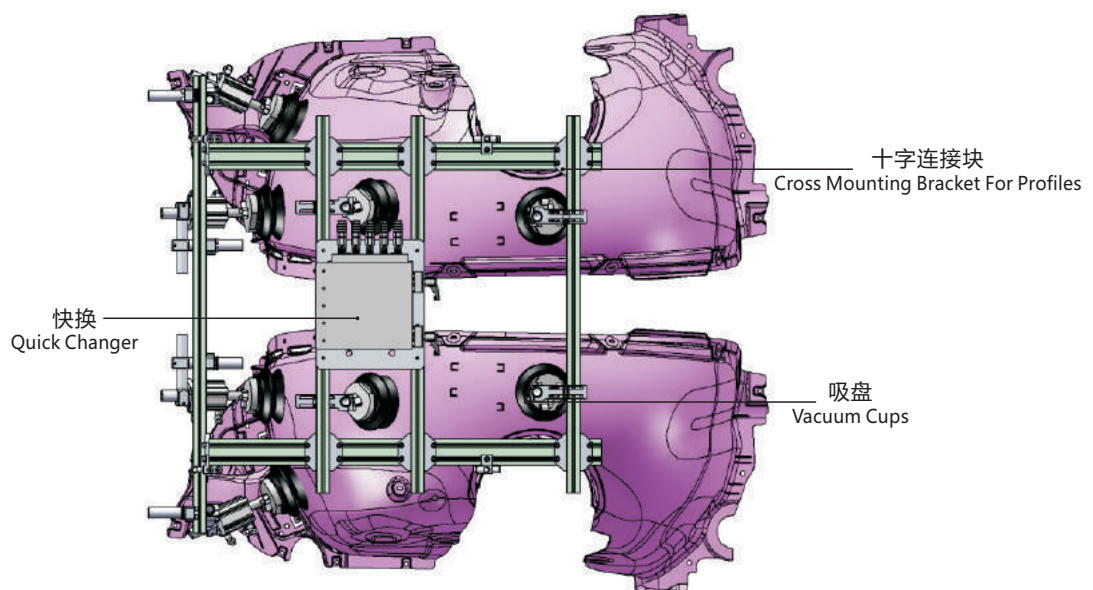
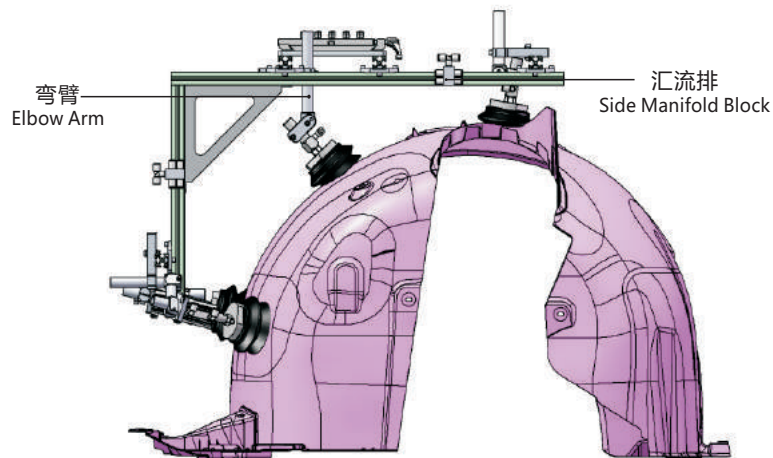
Name of fixture: Fixture of take out for Automobile wheel hub cover ;

Two cavities in one mould;

Take product out with vacuum cup;

Gas circuit: two suction and two gripping.

Weight of fixture: 18kg.





# 非标定制产品 Application examples



全钢制钳口  
All-steel jaws


全食品级不锈钢本体  
All food grade stainless steel body

非标定制水口夹  
Non-standard custom nozzle clamp



非标定制水口夹  
Non-standard custom nozzle clamp

食品级快换  
Food grade quick changer



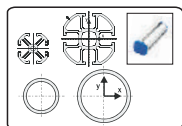
非标定制大力夹  
Non-standard custom vigorous clip

☑接收各种非标定制

☑Receive all kinds of non-standard customizations



# 目录内容 Contents




型材、钢管 P rofile、SUS Tube

01-05



支架模组 S tents Module

06-52



快换 Q uick Changer

53-96



夹具组件 G rip Module

97-180



气动剪刀 Air N ipper

181-207



真空组件 V acuum Module

208-244



附件 A ccessory Components

245-262

# 索引 | General Index

## 型材、钢管

P-型材、钢管  
Profile、SUS Tube



**PST-钢管**  
Sus Tube  
页码/Page 1



**PEP-型材**  
Extruded Profiles  
页码/Page 2



**PT-T型螺母**  
T-Nuts  
页码/Page 3

## 支架模组

S-支架模组  
Stents Module



**SFP-型材固定板**  
Fixing Plate  
页码/Page 6~8



**SMB-模组固定件**  
Module Fixed Part  
页码/Page 9~38



**SV-吸盘支架**  
Vacuum Cups Bracket  
页码/Page 39~43



**SC-夹腿连接件**  
Clamp Leg Connector  
页码/Page 44~49



**SEA-弯臂连接件**  
Elbow Arm Connector  
页码/Page 50~51



**SBN-套筒螺母**  
Bush Nut  
页码/Page 52

## 快换

Q-快换  
Quick Changer



**QCA-圆形自动快换**  
Automatic Quick Changer  
页码/Page 53~78



**QC-圆形手动快换**  
Round Quick Changer  
页码/Page 79~90




**SIP-快换连接板**  
Quick Changer Connector  
页码/Page 82~90



**QCS-方形手动快换**  
Square Quick Changer  
页码/Page 91



**QCL-L形手动快换**  
Manual Quick Changer  
页码/Page 92~94



**QCA-方形自动快换**  
Automatic Quick Changer  
页码/Page 96

## 夹具组件

G-夹具组件  
Grip Module



**GMH-气缸夹**  
Cylinder Gripper  
页码/Page 97~100



**GMHZL2-加长平行夹**  
Lengthen Parallel Gripper  
页码/Page 98



**GMXQ-气动滑台**  
Air Slide Table  
页码/Page 105~113



**GR-水口夹**  
Sprue Gripper  
页码/Page 114~155

# 索引 | General index



**GS-缓冲支架**  
Buffer Support  
页码/Page 162~163



**GMP-模具定位器**  
Mould Positioner  
页码/Page 164



**GN-气动针夹**  
Pneumatic Needle Gripper  
页码/Page 166-167



**GBD-鼓胀器**  
Bulging Device  
页码/Page 168~169



**GF-气动拨指**  
Pneumatic Finger Gripper  
页码/Page 170~177



**GO-单动拨指**  
One Finger Angular Pneumatic Grippers  
页码/Page 178

## 气动剪刀

N-气动剪刀  
Air Nipper



**N-剪刀本体**  
Air Nipper Body  
页码/Page 186~187



**N-剪刀刀头**  
Air Nipper Blade  
页码/Page 188~205



**NT-剪刀引拔件**  
Air Nipper Bracket  
页码/Page 207

## 真空组件

V-真空组件  
Vacuum Module

NEW



**FGA-吸盘**  
Vacuum Cup  
页码/Page 208~211

NEW



**VSH-吸盘**  
Vacuum Cups  
页码/Page 212~214

NEW



**SAF-吸盘**  
Vacuum Cups  
页码/Page 215~216



**VM-吸盘金具转接头**  
Vacuum Cup Connector  
页码/Page 217~225




**VF-金具缓冲杆**  
Stem Suction Buffer Body  
页码/Page 226~229



**VUVG-电磁阀**  
Solenoid Valve  
页码/Page 235

NEW



**Compact-真空模组**  
Vacuum Module  
页码/Page 236~244

## 附件

A-附件  
Accessory Components



**ASC-信号盒**  
Signal Boxes  
页码/Page 245



**AJB-分线盒**  
Junction Box  
页码/Page 246~249



**ARJ-微型减压阀**  
Miniature Regulator  
页码/Page 250

NEW



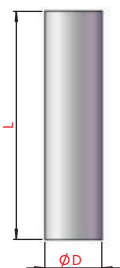
**KQ2-气管接头**  
Hose Fitting  
页码/Page 252~261



**AH-气管**  
Hoses  
页码/Page 262

## 不锈钢管 Sus Tube

型材  
钢管  
Profile  
SUS Tube



钢管端盖  
Tube plugs

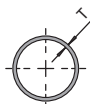
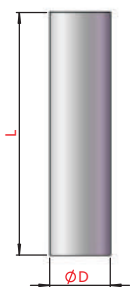
支架  
模组  
Stents  
Module

货号(PN)	型号(Model)	D(mm)	L(mm)	T(mm)	重量(Weight)	端盖(Plugs)
4.Y00040	PST8-1500	Ø8	1500	0.6	215g	1.Y03375(红色)
4.Y00021	PST12-1500	Ø12	1500	0.6	339g	1.Y03636(灰色) 1.Y03638(蓝色) 1.Y03640(黑色)
4.Y00022	PST20-1500	Ø20	1500	0.8	560g	1.Y03637(灰色) 1.Y03639(蓝色) 1.Y03641(黑色)

快换  
Quick  
Changer

## 铝管 Aluminium Tube

夹具  
组件  
Grip  
Module



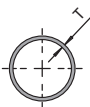
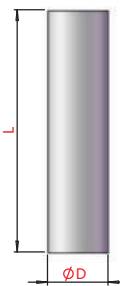

气动  
剪刀  
Air  
Nipper

货号(PN)	型号(Model)	D(mm)	L(mm)	T(mm)	重量(Weight)
4.Y00468	PAT20-1000	Ø20	1000	2.0	308g
4.Y10972	PAT20-2000	Ø20	2000	2.0	616g
4.Y00469	PAT30-1000	Ø30	1000	2.5	558g
4.Y10973	PAT30-2000	Ø30	2000	2.5	1116g
4.Y10950	PAT25-1000	Ø25	1000	2.5	467g
4.Y10974	PAT25-2000	Ø25	2000	2.5	934g
4.Y00538	PAT40-1000	Ø40	1000	2.5	799g
4.Y10975	PAT40-2000	Ø40	2000	2.5	1558g

真空  
组件  
Vacuum  
Module

## 碳纤维管 Carbon fiber Tube

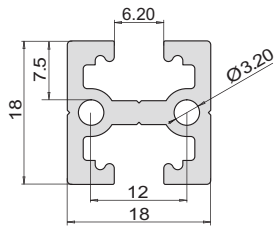
附件  
Accessory  
Components



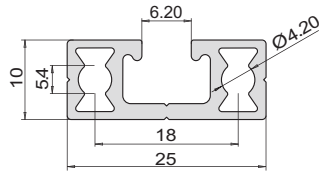
货号(PN)	型号(Model)	D(mm)	L(mm)	T(mm)	重量(Weight)
4.Y10960	PCT8-1000	Ø8	1000	0.8	31g
4.Y10961	PCT8-2000	Ø8	2000	0.8	62g
4.Y10962	PCT12-1000	Ø12	1000	1.0	59g
4.Y10963	PCT12-2000	Ø12	2000	1.0	118g
4.Y10964	PCT20-1000	Ø20	1000	1.2	103g
4.Y10965	PCT20-2000	Ø20	2000	1.2	206g
4.Y10966	PCT25-1000	Ø25	1000	1.5	169g
4.Y10967	PCT25-2000	Ø25	2000	1.5	339g
4.Y10968	PCT30-1000	Ø30	1000	1.5	236g
4.Y10969	PCT30-2000	Ø30	2000	1.5	472g
4.Y10970	PCT40-1000	Ø40	1000	2.5	431g
4.Y10971	PCT40-2000	Ø40	2000	2.5	861g



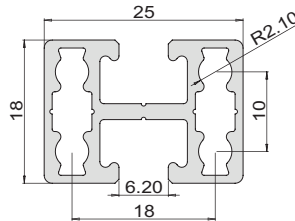
# 型材 Extruded Profiles



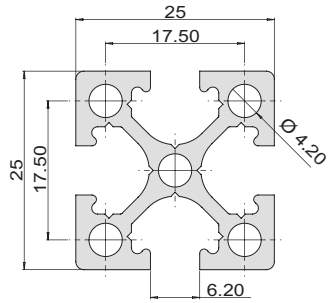
PEP1818



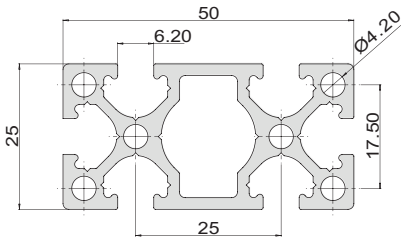
PEP2510



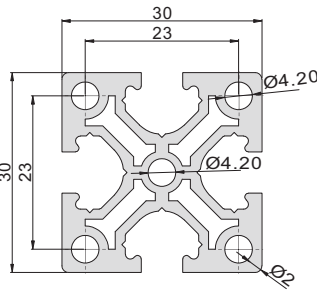
PEP2518



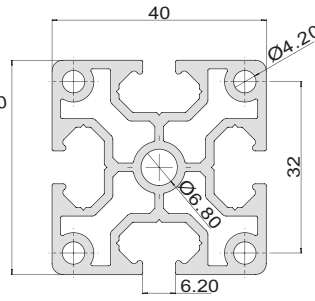
PEP2525




PEP5025



PEP3030

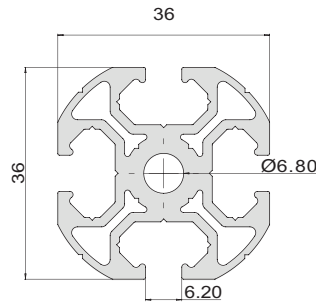



PEP4040



货号(PN)	型号(Model)	长度(Length)	重量(Weight)	端盖货号(Plugs PN)	端盖型号(Plugs Model)
4.Y00075	PEP1818-1000	1.0m	425g	4.Y00517	P1818
4.Y00076	PEP2510-1000	1.0m	310g	4.Y00518	P2510
4.Y00455	PEP2518-1000	1.0m	400g	4.Y00069	P2518
4.Y00050	PEP2525-1000	1.0m	610g	4.Y00070	P2525
* 4.Y00051	PEP2525-2000	2.0m	1220g		
4.Y00056	PEP5025-1000	1.0m	1040g	4.Y00071	P5025
* 4.Y00057	PEP5025-2000	2.0m	2080g		
4.Y00052	PEP4040-1000	1.0m	1300g	4.Y00072	P4040
* 4.Y00053	PEP4040-2000	2.0m	2600g		
4.Y00540	PEP3030-1000	1.0m	650g		P3030
* 4.Y00541	PEP3030-2000	2.0m	1300g		

\* 选件 Optional



PEP-3636

货号(PN)	型号(Model)	长度(Length)	重量(Weight)	端盖货号(Plugs PN)	端盖型号(Plugs Model)
4.Y00054	PEP3636-1000	1.0m	1168g		
4.Y00484	PEP3636-1500	1.5m	1752g	4.Y00073	P3636
* 4.Y00055	PEP3636-2000	2.0m	2336g		

\* 选件 Optional

型材 / SUS Tube

支架模组

快换

夹具组件

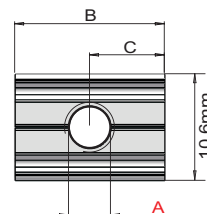
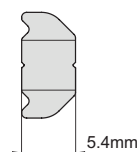
气动剪刀

真空组件

附件

## T型螺母 T-Nuts

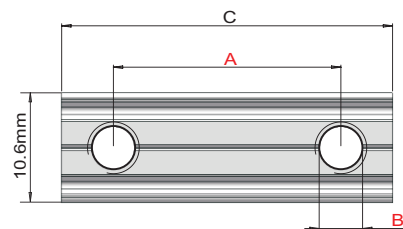
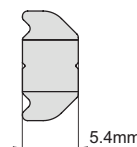
型材  
SUS Tube  
钢管



支架  
模组

货号(PN)	型号(Model)	A(mm)	B(mm)	C(mm)	重量(Weight)
7.Y00651	PTN-M4	M4	15	7.5	5g
7.Y00425	PTN-M5	M5	15	7.5	5g
7.Y00652	PTN-M6	M6	15	7.5	5g

快换  
Quick Changer



夹具  
组件

货号(PN)	型号(Model)	A(mm)	B(mm)	C(mm)	重量(Weight)
7.Y00653	PTN-M4P8	8	M4	16	5g
7.Y00654	PTN-M5P10	10	M5	20	7g
7.Y00655	PTN-M5P15	15	M5	25	9g
7.Y00656	PTN-M5P17	17	M5	25	9g
7.Y00657	PTN-M5P22	22	M5	32	11g
7.Y00658	PTN-M5P25	25	M5	35	13g
7.Y00659	PTN-M5P28	28	M5	38	14g
7.Y00660	PTN-M5P30	30	M5	40	15g
7.Y00661	PTN-M5P35	35	M5	45	16g
7.Y00662	PTN-M5P40	40	M5	50	18g
7.Y00663	PTN-M5P50	50	M5	60	22g
7.Y00664	PTN-M5P60	60	M5	70	26g
7.Y00665	PTN-M5P90	90	M5	100	38g


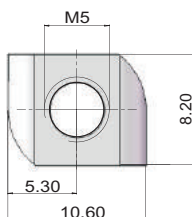
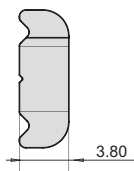
气动  
剪刀

真空  
组件

## 附加螺母 Last-Minute Nut

当已装配好的治具需要增加一些配件时可以使用。

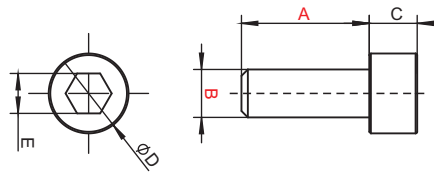
To be used when you need to add something to an already assembled EOAT.



附件  
Accessory Components

货号(PN)	型号(Model)	重量(Weight)
7.Y00805	PTN-M5R	2g

# 不锈钢螺丝 Sus Screws



货号(PN)	型号(Model)	A(mm)	B(mm)	C(mm)	D(mm)	E(mm)	重量(Weight)
1.Y03908	PTC-M4L10	10					1.6g
1.Y03848	PTC-M4L12	12					1.8g
1.Y02752	PTC-M4L14	14					1.9g
1.Y04073	PTC-M4L16	16					2.0g
1.Y05846	PTC-M4L18	18	M4	4	6.8	3.2	2.1g
1.Y04000	PTC-M4L20	20					2.2g
1.Y06307	PTC-M4L22	22					2.5g
1.Y05319	PTC-M4L25	25					2.7g
1.Y04294	PTC-M5L10	10					2.9g
1.Y03850	PTC-M5L12	12					3.1g
1.Y04528	PTC-M5L14	14					3.3g
1.Y03849	PTC-M5L16	16					3.6g
1.Y05925	PTC-M5L18	18					3.8g
1.Y03909	PTC-M5L20	20					4.0g
1.Y06257	PTC-M5L22	22	M5	5	8.3	4.1	4.3g
1.Y03851	PTC-M5L25	25					4.7g
1.Y04469	PTC-M5L30	30					5.3g
1.Y04580	PTC-M5L35	35					5.9g
1.Y04898	PTC-M5L40	40					6.5g
1.Y04968	PTC-M5L50	50					7.6g
1.Y05391	PTC-M5L60	60					10.0g
1.Y04288	PTC-M6L10	10					4.0g
1.Y03910	PTC-M6L12	12					4.6g
1.Y04153	PTC-M6L14	14					5.2g
1.Y02753	PTC-M6L16	16					5.5g
1.Y07729	PTC-M6L18	18	M6	6	10	5.3	5.7g
1.Y04076	PTC-M6L20	20					6.1g
1.Y06227	PTC-M6L25	25					6.9g
1.Y04001	PTC-M6L30	30					7.7g
1.Y03911	PTC-M6L35	35					8.6g

型材 / SUS Tube

支架模组  
Stents Module

快换  
Quick Changer

夹具组件  
Grip Module

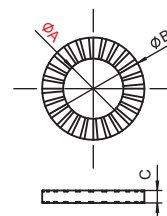
气动剪刀  
Air Nipper

真空组件  
Vacuum Module

附件  
Accessory Components

## 双齿平垫 Single Hole Shim

型材  
SUS Tube



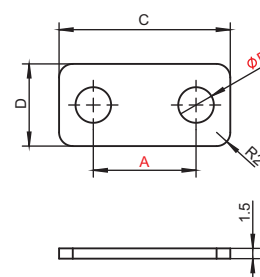
支架  
模组

货号(PN)	型号(Model)	A(mm)	B(mm)	C(mm)	重量(Weight)
1.Y03853	PTS-M4	4.5	7	0.45	0.07g
1.Y03852	PTS-M5	5.5	9	0.55	0.17g
1.Y03854	PTS-M6	6.5	10	0.65	0.20g

快换  
Quick Changer

## 双孔平垫 Double Holes Shim

夹具  
组件



货号(PN)	型号(Model)	A(mm)	B(mm)	C(mm)	D(mm)	重量(Weight)
4.Y00522	PTD-M4P8	8	4.5	16	12	1.8g
4.Y00523	PTD-M5P10	10	5.5	20	12	2.2g
4.Y00524	PTD-M5P15	15	5.5	25	12	2.5g
4.Y00525	PTD-M5P17	17	5.5	25	12	3.0g
4.Y00526	PTD-M5P22	22	5.5	32	12	3.3g
4.Y00527	PTD-M5P25	25	5.5	35	12	3.5g

气动  
剪刀

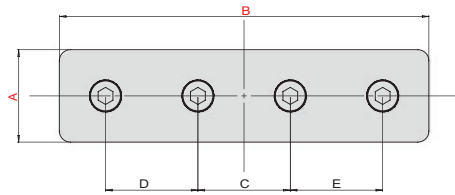
真空  
组件

附件  
Accessory Components



## 直型型材连接板 Straight Fixing Plate (螺钉套件选配) (Kit With Screws Option)

注: 如需螺钉套件货号 and 型号加T 如: 型号SFP-S2550T 货号7.Y00641-T



货号(PN)	7.Y00641	7.Y00642	7.Y00643
型号(Model)	SFP-S2550	SFP-S25100	SFP-S40160
A(mm)	25	25	40
B(mm)	50	100	160
C(mm)	25	25	40
D(mm)	-	25	40
E(mm)	-	25	40
T(mm)	3	3	3
PEP2510	√	√	-
PEP2518	√	√	-
PEP2525	√	√	-
PEP5025	√	√	-
PEP4040	-	-	√

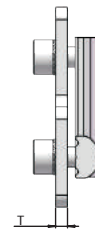
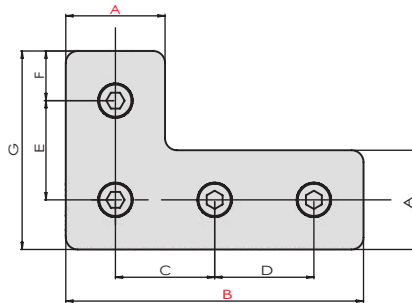
### 螺钉选配件 Accessoirier selection

螺丝(Screws)	PTC-M5L12*2	PTC-M5L12*4	PTC-M5L12*4
双齿平垫(Single hole shim)	PTS-M5*2	PTS-M5*4	PTS-M5*4
T型螺母(T-Nuts)	PTN-M5*2	PTN-M5P25*2	PTN-M5P40*2
总重量(Weight)	45g	95g	195g



## L型型材连接板 L-shaped Fixing Plate (螺钉套件选配) (Kit With Screws Option)

注: 如需螺钉套件货号 and 型号加T 如: 型号SFP-L2550T 货号7.Y00647-T



货号(PN)	7.Y00647	7.Y00648	7.Y00649
型号(Model)	SFP-L2550	SFP-L2575	SFP-L40120
A(mm)	25	25	40
B(mm)	50	75	120
C(mm)	25	25	40
D(mm)	-	25	40
E(mm)	25	25	40
F(mm)	12.5	12.5	20
G(mm)	50	50	80
T(mm)	3	3	3
PEP2510	√	√	-
PEP2518	√	√	-
PEP2525	√	√	-
PEP5025	√	√	-
PEP4040	-	-	√

### 螺钉选配件 Accessoirier selection

螺丝(Screws)	PTC-M5L12*3	PTC-M5L12*4	PTC-M5L12*4
双齿平垫(Single hole shim)	PTS-M5*3	PTS-M5*4	PTS-M5*4
T型螺母(T-Nuts)	PTN-M5*1 PTN-M5P25*1	PTN-M5P25*2	PTN-M5P40*2
总重量(Weight)	70g	95g	200g



型材 / SUS Tube

支架模组  
Stents Module

快换  
Quick Changer

夹组件  
Grip Module

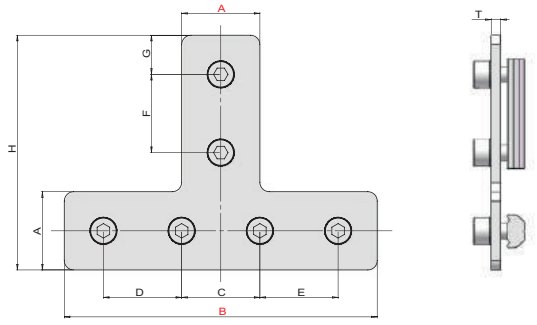

气动剪刀  
Air Nipper

真空组件  
Vacuum Module

附件  
Accessory Components

## T型固定板 T-shaped Fixing Plate (螺钉套件选配) (Kit With Screws Option)

注: 如需螺钉套件货号和型号加T 如: 型号SFP-T2550T 货号7.Y00644-T



货号(PN)	7.Y00644	7.Y00645	7.Y00646
型号(Model)	SFP-T2550	SFP-T25100	SFP-T40120
A(mm)	25	25	40
B(mm)	50	100	120
C(mm)	25	25	90
D(mm)	-	25	-
E(mm)	-	25	-
F(mm)	25	25	40
G(mm)	12.5	12.5	15
H(mm)	75	75	110
T(mm)	3	3	3
PEP2510	√	√	-
PEP2518	√	√	-
PEP2525	√	√	-
PEP5025	√	√	-
PEP4040	-	-	√

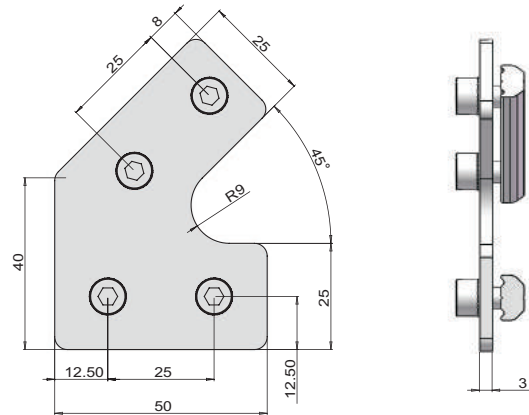
### 螺钉选配件 Accessorier selection

螺丝(Screws)	PTC-M5L12*4	PTC-M5L12*6	PTC-M5L12*4
双齿平垫(Single hole shim)	PTS-M5*4	PTS-M5*6	PTS-M5*4
T型螺母(T-Nuts)	PTN-M5P25*2	PTN-M5P25*3	PTN-M5P40*1 PTN-M5P90*1
总重量(Weight)	95g	145g	250g



## 45°固定板 45° Fixing Plate (螺钉套件选配) (Kit With Screws Option)

注: 如需螺钉套件货号和型号加T 如: 型号SFP-50T 货号7.Y00636-T



货号(PN)	7.Y00636
型号(Model)	SFP-50
QC-G...	QC-G50
厚度(T)	3mm

### 螺钉选配件 Accessorier selection

螺丝(Screws)	PTC-M5L12*4
双齿平垫(Single hole shim)	PTS-M5*4
T型螺母(T-Nuts)	PTN-M5P25*2
总重量(Weight)	100g



型材  
SUS Tube

支架  
Module

快换  
Changer

夹具  
Module

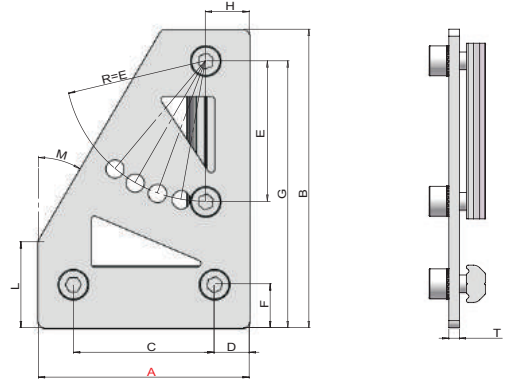
气动  
刀

真空  
Module

附件  
Components

# 可调节角度型材连接板 Fixing Plate With Adjustable Angle (螺钉套件选配) (Kit With Screws Option)

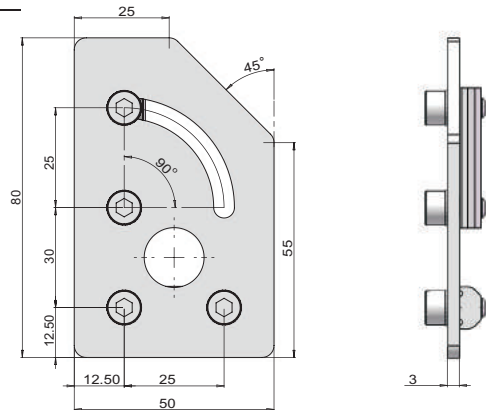
注: 如需螺钉套件货号 and 型号加T 如: 型号SFP-A60T 货号7.Y00637-T



货号(PN)	7.Y00637	7.Y00638	7.Y00639
型号(Model)	SFP-A60	SFP-A90	SFP-A70
A(mm)	60	90	70
B(mm)	85	95	100
C(mm)	40	60	50
D(mm)	10	15	10
E(mm)	40	50	40
F(mm)	12.5	12.5	20
G(mm)	76	86	90
H(mm)	12.5	12.5	20
L(mm)	25	25	40
M(mm)	30°	30°	27°
T(mm)	3	3	3
PEP2510	√	√	-
PEP2518	√	√	-
PEP2525	√	√	-
PEP5025	√	√	-
PEP4040	-	-	√

### 螺钉选配件 Accessorier selection


螺丝(Screws)	PTC-M5L12*4	PTC-M5L12*5	PTC-M5L12*4
双齿平垫(Single hole shim)	PTS-M5*4	PTS-M5*5	PTS-M5*4
T型螺母(T-Nuts)	PTN-M5P40*2	PTN-M5P50*1 PTN-M5P60*1 PTN-M5*1	PTN-M5P40*1 PTN-M5P50*1
总重量(Weight)	130g	215g	175g



货号(PN)	7.Y00640
型号(Model)	SFP-A50
QC-G...	QC-G50
厚度(T)	3mm

### 螺钉选配件 Accessorier selection

螺丝(Screws)	PTC-M5L12*4
双齿平垫(Single hole shim)	PTS-M5*4
T型螺母(T-Nuts)	PTN-M5P25*2
总重量(Weight)	115g



型材 / SUS Tube

支架模组

快换

夹具组件

气动剪刀

真空组件

附件

# 十字型材连接件 Cross Mounting Bracket For Profiles (螺钉套件选配) (Kit With Screws Option)

注: 如需螺钉套件货号 and 型号加 T 如: 型号 SMBA-1818 T 货号 7.Y00290-T

型材  
SUS Tube

支架  
Module



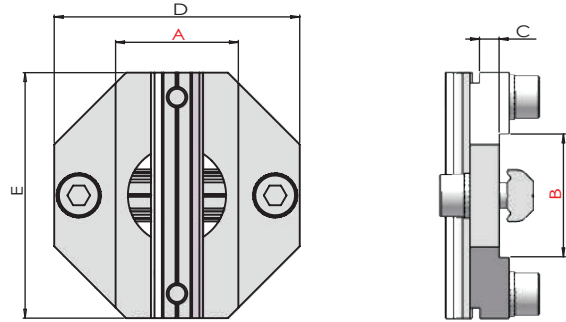
快换  
Quick Changer

夹具  
Module

气动  
Air Nipper

真空  
Vacuum Module

附件  
Accessory Components



货号(PN)	型号(Model)	A	B	C	D	E	PEP1818	PEP2510	PEP2518	PEP2525	PEP5025	PEP4040	PEP3030
7.Y00290	SMBA-1818	18	18	2	38	38	√						
7.Y00291	SMBA-1825	18	25	4	38	45	√		√	√	√		
7.Y00245	SMBA-2020	20	20	4	50	50							
7.Y00194	SMBA-2525	25	25	4	50	50		√	√	√	√		
7.Y00193	SMBA-3030	30	30	4	50	50							√
7.Y00011	SMBA-5050	50	50	4	70	70					√		
7.Y00292	SMBA-2550	25	50	4	70	70		√	√	√	√		
7.Y00246	SMBA-4040	40	40	4	60	60						√	
7.Y00355	SMBA-8080	80	80	4	100	100							
7.Y00293	SMBA-4080	40	80	4	60	100						√	
7.Y00294	SMBA-2580	25	80	4	45	100			√	√	√		
7.Y00356	SMBA-2540	25	40	4	45	60		√	√	√	√	√	
7.Y00690	SMBA-3025	30	25	4	50	50		√					



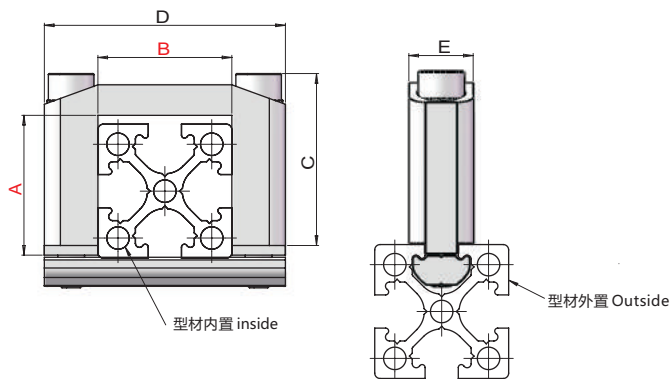
## 螺钉选配件 Accessoirier selection

型号 (Model)	螺丝 (Screws)	双齿平垫 (Single hole shim)	T型螺母 (T-Nuts)	总重量 (Weight)
SMBA-1818	PTC-M5L12*4	PTS-M5*4	PTN-M5P28*2	46g
SMBA-1825	PTC-M5L14*4	PTS-M5*4	PTN-M5P28*1, PTN-M5P35*1	60g
SMBA-2020	PTC-M5L14*4	PTS-M5*4	PTN-M5P40*2	75g
SMBA-2525	PTC-M5L14*4	PTS-M5*4	PTN-M5P40*2	75g
SMBA-3030	PTC-M5L14*4	PTS-M5*4	PTN-M5P40*2	74g
SMBA-5050	PTC-M5L14*8	PTS-M5*8	PTN-M5P60*4	170g
SMBA-2550	PTC-M5L14*6	PTS-M5*6	PTN-M5P60*3	155g
SMBA-4040	PTC-M5L16*4	PTS-M5*4	PTN-M5P50*2	85g
SMBA-8080	PTC-M5L16*8	PTS-M5*8	PTN-M5P90*4	255g
SMBA-4080	PTC-M5L16*6	PTS-M5*6	PTN-M5P50*2, PTN-M5P90*1	175g
SMBA-2580	PTC-M5L14*2 16*4	PTS-M5*6	PTN-M5P35*2, PTN-M5P90*1	140g
SMBA-2540	PTC-M5L14*2 16*2	PTS-M5*4	PTN-M5P35*1, PTN-M5P50*1	48g
SMBA-3025	PTC-M5L14*4	PTS-M5*4	PTN-M5P40*2	47g



# 方形交叉型材连接件 Cross (Square) Joint Connector (螺钉套件选配) (Kit With Screws Option)

注: 如需螺钉套件货号 and 型号加T 如: 型号SMBB-1818T 货号7.Y00295-T



货号(PN)	7.Y00295	7.Y00817	7.Y00012	7.Y00339	7.Y00340	7.Y00163
型号(Model)	SMBB-1818	SMBB-1825	SMBB-2525	SMBB-5025	SMBB-2550	SMBB-3030
A(mm)	18	18	25	50	25	30
B(mm)	18	25	25	25	50	30
C(mm)	25	25	32	57	33	38
D(mm)	38	45	45	45	70	50
E(mm)	12	12	12	12	12	12
型材内置 Inside	PEP1818	PEP1818	-	-	-	-
	-	-	PEP2525	PEP5025	PEP5025	PEP3030
型材外置 Outside	PEP2510	PEP2510	PEP2510	PEP2510	PEP2510	-
	PEP2518	PEP2518	PEP2518	-	-	-
	PEP2525	PEP2525	PEP2525	PEP2525	PEP2525	-
	PEP5025	PEP5025	PEP5025	PEP5025	PEP5025	-
	PEP4040	PEP4040	PEP4040	PEP4040	PEP4040	-
	PEP3030	PEP3030	PEP3030	PEP3030	PEP3030	PEP3030
<b>螺钉选配件 Accessoirier selection</b>						
螺丝(Screws)	PTC-M5L25*2	PTC-M5L25*2	PTC-M5L35*2	PTC-M5L60*2	PTC-M5L35*2	PTC-M5L40*2
双齿平垫(Single hole shim)	PTS-M5*2	PTS-M5*2	PTS-M5*2	PTS-M5*2	PTS-M5*2	PTS-M5*2
T型螺母(T-Nuts)	PTN-M5P28*1	PTN-M5P35*1	PTN-M5P35*1	PTN-M5P35*1	PTN-M5P60*1	PTN-M5P40*1
总重量(Weight)	36g	42g	45g	65g	50g	51g

型材  
SUS Tube

支架  
Module

快换  
Quick Changer

夹具  
Grip Module

气动  
Air Nipper

真空  
Vacuum Module

附件  
Accessory Components

# 方形交叉型材连接件 Cross (Square) Joint Connector (螺钉套件选配) (Kit With Screws Option)

注: 如需螺钉套件货号 and 型号加T 如: 型号SMBC-1025T 货号7.Y00296-T

型材 / SUS Tube

支架模组



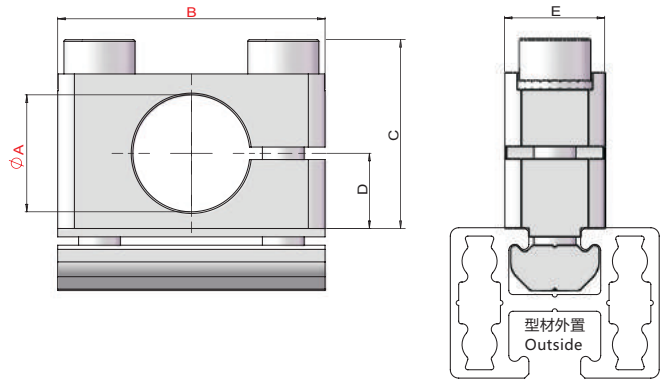
快换

夹具组件

气动剪刀

真空组件

附件



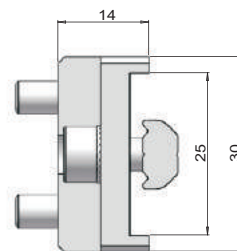
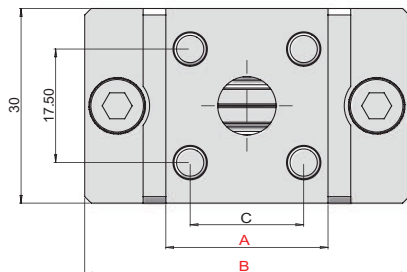
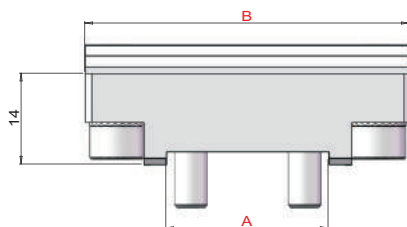


货号(PN)	7.Y00296	7.Y00297	7.Y00013	7.Y00226	7.Y00225
型号(Model)	SMBC-1025	SMBC-1432	SMBC-2038	SMBC-3050	SMBC-5070
A(mm)	Ø10	Ø14	Ø20	Ø30	Ø50
B(mm)	25	32	38	50	70
C(mm)	18	22	25	34.5	56
D(mm)	6.5	9.25	12.5	17.5	28
E(mm)	10	12	15	20	25
型材外置 Outside	PEP1818	PEP1818	PEP1818	PEP1818	PEP1818
	PEP2510	PEP2510	PEP2510	PEP2510	PEP2510
	PEP2518	PEP2518	-	-	-
	PEP2525	PEP2525	PEP2525	PEP2525	PEP2525
	PEP5025	PEP5025	PEP5025	PEP5025	PEP5025
	PEP4040	PEP4040	PEP4040	PEP4040	PEP4040
	PEP3030	PEP3030	PEP3030	PEP3030	PEP3030
螺钉选配件 Accessorier selection					
螺丝(Screws)	PTC-M5L20*2	PTC-M5L22*2	PTC-M5L25*2	PTC-M5L35*2	PTC-M5L50*2
双齿平垫(Single hole shim)	PTS-M5*2	PTS-M5*2	PTS-M5*2	PTS-M5*2	PTS-M5*2
T型螺母(T-Nuts)	PTN-M5P17*1	PTN-M5P22*1	PTN-M5P28*1	PTN-M5P40*1	PTN-M5P60*1
总重量(Weight)	15g	32g	45g	75g	150g

# 垂直型材连接件 Vertical Fastening Of The Profiles

(螺钉套件选配) (Kit With Screws Option)

注: 如需螺钉套件货号 and 型号加T 如: 型号SMBD-2550T 货号7.Y00227-T



货号(PN)	7.Y00227	7.Y00228
型号(Model)	SMBD-2550	SMBD-5070
A(mm)	25	50
B(mm)	50	70
C(mm)	17.5	42.5
PEP2525	√	√
PEP5025	√	√
<b>螺钉选配件 Accessoirier selection</b>		
螺丝(Screws)	PTC-M5L12*6	PTC-M5L12*6
双齿平垫(Single hole shim)	PTS-M5*2	PTS-M5*2
T型螺母(T-Nuts)	PTN-M5P40*1	PTN-M5P60*1
总重量(Weight)	65g	85g

型材 / SUS Tube

支架模组

快换

夹具组件

气动剪刀

真空组件

附件

# 型材连接件 Profiles Connector (不含螺钉套件) (Not Including Kit With Screws)

型材 / SUS Tube

支架模组




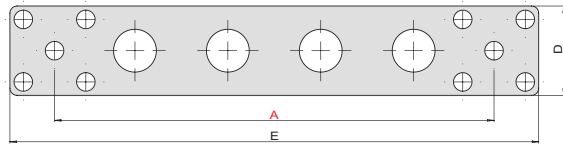
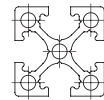
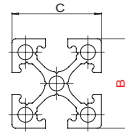
快换

夹具组件

气动剪刀

真空组件

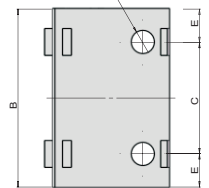
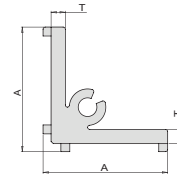
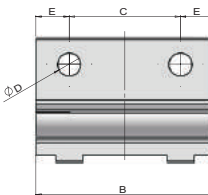

附件



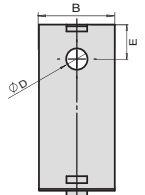
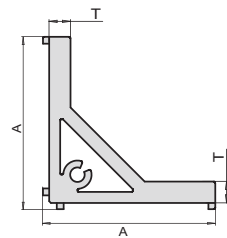
货号(PN)	7.Y00426	7.Y00427	7.Y00428	7.Y00429	7.Y00430	7.Y00431
型号(Model)	SMBD2-7625	SMBD2-12025	SMBD2-13025	SMBD2-7650	SMBD2-12050	SMBD2-13050
A(mm)	76	120	130	76	120	130
B(mm)	25	25	25	50	50	50
C(mm)	25	25	25	25	25	25
D(mm)	28	28	28	53	53	53
E(mm)	104	148	158	104	148	158
T(mm)	2	2	2	2	2	2
PEP2525	√	√	√	-	-	-
PEP5025	-	-	-	√	√	√
总重量(Weight)	50g	60g	65g	75g	100g	110g

# 型材的角支架 Angle Bracket For Profiles (螺钉套件选配) (Kit With Screws Option)

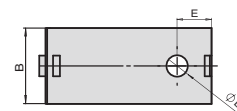
注: 如需螺钉套件货号 and 型号加 T 如: 型号 SMBD3-2525 T 货号 7.Y00812-T



货号(PN)	7.Y00812	7.Y00813	7.Y00814	7.Y00815
型号(Model)	SMBD3-2525	SMBD3-2550	SMBD3-4040	SMBD3-4080
A(mm)	28	28	50	50
B(mm)	18	40	22	70
C(mm)	-	25	-	40
D(mm)	Ø5.2	Ø5.2	Ø6.2	Ø6.2
E(mm)	9	7.5	11	15
T(mm)	3.2	3.2	6.2	6.2



型材	PEP1818 PEP2510 PEP2518 PEP2525	PEP2550	PEP4040 PEP4080	PEP4080
----	--	---------	--------------------	---------





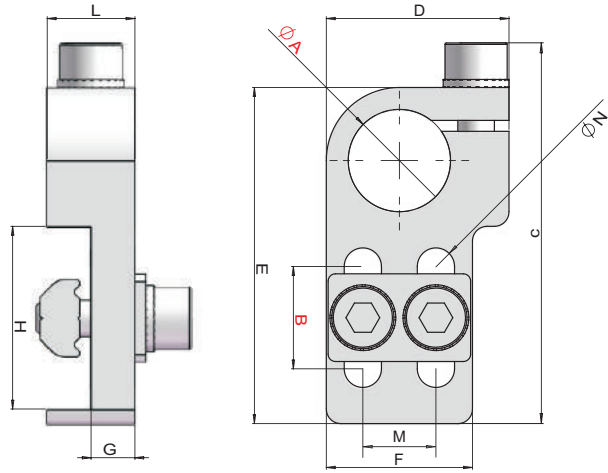
### 螺钉选配件 Accessorier selection

螺丝(Screws)	PTC-M5L12*2	PTC-M5L12*4	PTC-M6L14*2	PTC-M6L14*4
T型螺母(T-Nuts)	PTN-M5*2	PTN-M5*4	PTN-M6*2	PTN-M6*4
总重量(Weight)	26g	53g	52g	104g



# 平直连接器 Flat Straight Connector (螺钉套件选配) (Kit With Screws Option)

注: 如需螺钉套件货号 and 型号加T 如: 型号SMBE-1010T 货号7.Y00300-T



货号(PN)	7.Y00300	7.Y00301	7.Y00775	7.Y00864	7.Y00302	7.Y00014	7.Y00304
型号(Model)	SMBE-1010	SMBE-1014	SMBE-1210	SMBE-1214	SMBE-1414	SMBE-2014	SMBE-2022
A(mm)	Ø10	Ø10	Ø12	Ø12	Ø14	Ø20	Ø20
B(mm)	10	14	10	14	14	14	22
C(mm)	43	49	43	50	51.50	57	73.50
D(mm)	20	20	20.5	20.5	25	30	30
E(mm)	38	44	38	45	46	51.5	68
F(mm)	16	16	16	16	20	25	25
G(mm)	4.5	4.5	4.5	4.5	6	6	6
H(mm)	18	25	18	25	25	25	40
L(mm)	8	8	8	8	12	12	12
M(mm)	8	8	8	8	10	15	15
N(mm)	Ø4.2	Ø4.2	Ø4.2	Ø4.2	Ø5.2	Ø5.2	Ø5.2
PEP1818	√	-	√	-	-	-	-
PEP2510	-	√	-	√	√	√	-
PEP2518	-	√	-	-	√	√	-
PEP2525	-	√	-	-	√	√	-
PEP5025	-	√	-	-	√	√	-
PEP4040	-	-	-	-	-	-	√

### 螺钉选配件 Accessorier selection

螺丝(Screws)	PTC-M4L14*2	PTC-M4L14*2	PTC-M4L14*3	PTC-M4L14*3	PTC-M5L16*2	PTC-M5L16*2	PTC-M5L16*2
	PTC-M4L12*1	PTC-M4L12*1	-	-	PTC-M5L14*1	PTC-M5L14*1	PTC-M5L14*1
双齿平垫 (Single hole shim)	PTS-M4*3	PTS-M4*3	PTS-M4*3	PTS-M4*3	PTS-M5*3	PTS-M5*3	PTS-M5*3
T型螺母(T-Nuts)	PTN-M4P8*1	PTN-M4P8*1	PTN-M4P8*1	PTN-M4P8*1	PTN-M5P10*1	PTN-M5P15*1	PTN-M5P15*1
双孔平垫 (Double holes shim)	PTD-M4P8*1	PTD-M4P8*1	PTD-M4P8*1	PTD-M4P8*1	PTD-M5P10*1	PTD-M5P15*1	PTD-M5P15*1
总重量(Weight)	20g	21g	22g	10g	34g	45g	48g

型材 / SUS Tube

支架模组

快换

夹具组件

气动剪刀

真空组件

附件

# 固定支架 Mounting Bracket (螺钉套件选配) (Kit With Screws Option)

注: 如需螺钉套件货号 and 型号加T 如: 型号SMBE1-0840T 货号7.Y00694-T

型材  
SUS Tube

支架  
Module

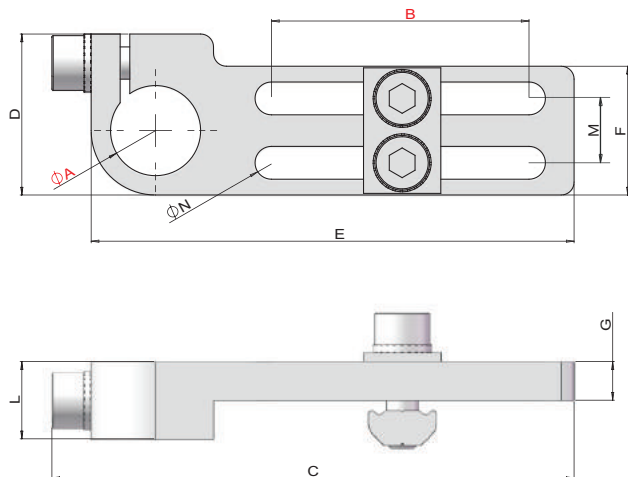
快换  
Quick Changer

夹具  
Module

气动  
Air Nipper

真空  
Module

附件  
Accessory Components




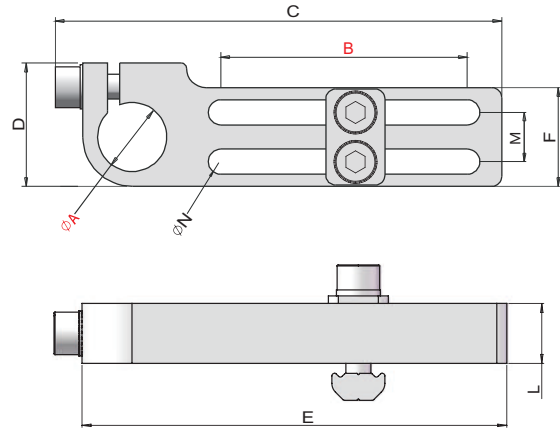
货号(PN)	7.Y00694	7.Y00201	7.Y00695	7.Y00200	7.Y00199	7.Y00015	7.Y00724
型号(Model)	SMBE1-0840	SMBE1-1040	SMBE1-1240	SMBE1-1440	SMBE1-1450	SMBE1-2060	SMBE1-3060
A(mm)	Ø8	Ø10	Ø12	Ø14	Ø14	Ø20	Ø30
B(mm)	40	40	40	40	50	60	60
C(mm)	75	75	75	80.50	90.50	110.50	120.50
D(mm)	20	20	20	25	25	30	40
E(mm)	70	70	70	75	85	105	115
F(mm)	16	16	16	20	20	25	35
G(mm)	4.5	4.5	4.5	6	6	6	8
L(mm)	8	8	8	12	12	12	12
M(mm)	8	8	8	10	10	15	22
N(mm)	Ø4.2	Ø4.2	Ø4.2	Ø5.2	Ø5.2	Ø5.2	Ø5.2
PEP1818	√	√	√	√	√	√	√
PEP2510	√	√	√	√	√	√	√
PEP2518	√	√	√	√	√	√	√
PEP2525	√	√	√	√	√	√	√
PEP5025	√	√	√	√	√	√	√
PEP4040	-	-	-	√	√	√	√
PEP3030	√	√	√	√	√	√	√

### 螺钉选配件 Accessorier selection

螺丝(Screws)	PTC-M4L14*2	PTC-M4L14*2	PTC-M4L14*2	PTC-M5L16*2	PTC-M5L16*2	PTC-M5L16*2	PTC-M5L18*2
	PTC-M4L12*1	PTC-M4L12*1	PTC-M4L12*1	PTC-M5L12*1	PTC-M5L12*1	PTC-M5L14*1	PTC-M5L20*1
双齿平垫 (Single hole shim)	PTS-M4*3	PTS-M4*3	PTS-M4*3	PTS-M5*3	PTS-M5*3	PTS-M5*3	PTS-M5*3
T型螺母(T-Nuts)	PTN-M4P8*1	PTN-M4P8*1	PTN-M4P8*1	PTN-M5P10*1	PTN-M5P10*1	PTN-M5P15*1	PTN-M5P22*1
双孔平垫 (Double holes shim)	PTD-M4P8*1	PTD-M4P8*1	PTD-M4P8*1	PTD-M5P10*1	PTD-M5P10*1	PTD-M5P15*1	PTD-M5P22*1
总重量(Weight)	13g	23g	12g	38g	40g	55g	95g

# 重型固定支架 Heavy Duty Mounting Bracket (螺钉套件选配) (Kit With Screws Option)

注: 如需螺钉套件货号 and 型号加T 如: 型号SMBE2-1040T 货号7.Y00725-T



型材 / SUS Tube

支架模组

快换

夹具组件

气动剪刀

真空组件

附件

货号(PN)	7.Y00725	7.Y00777	7.Y00307	7.Y00308	7.Y00309
型号(Model)	SMBE2-1040	SMBE2-1240	SMBE2-1450	SMBE2-2060	SMBE2-3060
A(mm)	Ø10	Ø12	Ø14	Ø20	Ø30
B(mm)	40	40	50	60	60
C(mm)	75	75	91	111	122
D(mm)	20	20.5	25	30	42
E(mm)	70	70	85	105	115
F(mm)	16	16	20	25	35
L(mm)	8.3	8.3	12	15	20
M(mm)	8	8	10	15	22
N(mm)	Ø4.2	Ø4.2	Ø5.2	Ø5.2	Ø5.2
螺钉选配件 Accessorier selection					
螺丝(Screws)	PTC-M4L18*2 PTC-M4L12*1	PTC-M4L18*2 PTC-M4L12*1	PTC-M5L22*2 PTC-M5L14*1	PTC-M5L25*2 PTC-M5L16*1	PTC-M5L30*2 PTC-M6L20*1
双齿平垫(Single hole shim)	PTS-M4*3	PTS-M4*3	PTS-M5*3	PTS-M5*3	PTS-M5*2 PTS-M6*1
T型螺母(T-Nuts)	PTN-M4P8*1	PTN-M4P8*1	PTN-M5P10*1	PTN-M5P15*1	PTN-M5P22*1
双孔平垫(Double holes shim)	PTD-M4P8*1	PTD-M4P8*1	PTD-M5P10*1	PTD-M5P15*1	PTD-M5P22*1
总重量(Weight)	30g	40g	60g	85g	175g

# 角度可调连接件 Slotted Angular Bracket (螺钉套件选配) (Kit With Screws Option)

注: 如需螺钉套件货号 and 型号加T 如: 型号SMBE3-1020T 货号7.Y00341-T

型材  
SUS Tube

支架  
Module



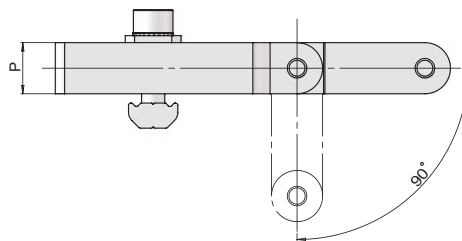
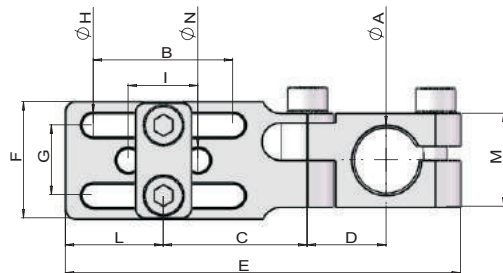
快换  
Quick Changer

夹具  
Module

气动  
Air Nipper

真空  
Module

附件  
Accessory Components



货号(PN)	7.Y00341	7.Y00795	7.Y00342	7.Y00343	7.Y00344
型号(Model)	SMBE3-1020	SMBE3-1220	SMBE3-1430	SMBE3-2040	SMBE3-3050
A(mm)	Ø10	Ø12	Ø14	Ø20	Ø30
B(mm)	20	20	30	40	50
C(mm)	23	23	31	39	50
D(mm)	14	14	17	22	28
E(mm)	64.5	65.50	85	107	135.50
F(mm)	16	16	25	25	36
G(mm)	8	8	15	15	22
H(mm)	4.2	4.2	5.2	5.2	5.2
I(mm)	-	-	15	15	22
L(mm)	15	15	21	26	31
M(mm)	16	16	20	25	36
N(mm)	-	-	Ø5.2	Ø5.2	Ø5.2
P(mm)	9	9	11	13	16


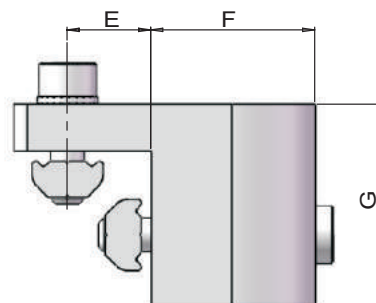
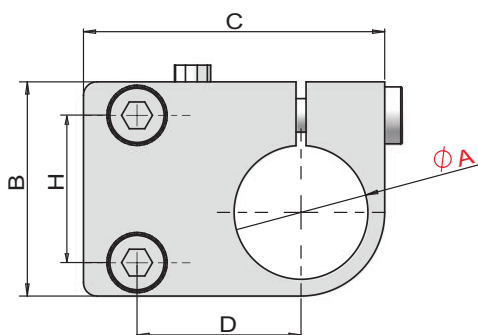
### 螺钉选配件 Accessorier selection

螺丝(Screws)	PTC-M4L18*2 PTC-M4L16*2	PTC-M4L18*2 PTC-M4L16*2	PTC-M5L20*4 -	PTC-M5L22*2 PTC-M5L25*2	PTC-M5L25*2 PTC-M5L35*2
双齿平垫(Single hole shim)	PTS-M4*4	PTS-M4*4	PTS-M5*4	PTS-M5*4	PTS-M5*4
T型螺母(T-Nuts)	PTN-M4P8*1	PTN-M4P8*1	PTN-M5P15*1	PTN-M5P15*1	PTN-M5P22*1
双孔平垫(Double holes shim)	PTD-M4P8*1	PTD-M4P8*1	PTD-M5P15*1	PTD-M5P15*1	PTD-M5P22*1
总重量(Weight)	30g	35g	50g	90g	185g



# 固定支架 Mounting Bracket (螺钉套件选配) (Kit With Screws Option)

注: 如需螺钉套件货号 and 型号加T 如: 型号SMBE4-1412T 货号7.Y00224-T



货号(PN)	7.Y00224	7.Y00223	7.Y00181	7.Y00222	7.Y00221
型号(Model)	SMBE4-1412	SMBE4-2012	SMBE4-2020	SMBE4-3012	SMBE4-3020
A(mm)	Ø14	Ø20	Ø20	Ø30	Ø30
B(mm)	25	32	35	40	45
C(mm)	40	45	54.5	55	65.5
D(mm)	22	24.5	33	29.5	39
E(mm)	12.5	12.5	20	12.5	20
F(mm)	19.5	24.5	26.5	34.5	37.5
G(mm)	25	30	35	30	40
H(mm)	15	22	25	30	35
PEP1818	√	√	-	√	-
PEP2510	√	√	-	√	-
PEP2518	√	√	-	√	-
PEP2525	√	√	-	√	-
PEP5025	√	√	-	√	-
PEP4040	-	-	√	-	√

### 螺钉选配件 Accessorier selection

螺丝(Screws)	PTC-M5L14*2	PTC-M5L16*2	PTC-M5L16*2	PTC-M5L16*2	PTC-M5L16*2
	PTC-M5L25*1	PTC-M5L30*1	PTC-M5L30*1	PTC-M5L35*1	PTC-M5L40*1
双齿平垫(Single hole shim)	PTS-M5*3	PTS-M5*3	PTS-M5*3	PTS-M5*3	PTS-M5*3
T型螺母(T-Nuts)	PTN-M5P15*1	PTN-M5P22*1	PTN-M5P25*1	PTN-M5P30*1	PTN-M5P35*1
	PTN-M5*1	PTN-M5*1	PTN-M5*1	PTN-M5*1	PTN-M5*1
总重量(Weight)	50g	70g	95g	90g	150g

型材 / SUS Tube

支架模组

快换

夹具组件

气动剪刀

真空组件

附件

# 固定支架 Mounting Bracket (螺钉套件选配) (Kit With Screws Option)

注: 如需螺钉套件货号 and 型号加T 如: 型号SMBE5-G1840T 货号7.Y00310-T

型材  
SUS Tube

支架  
Module



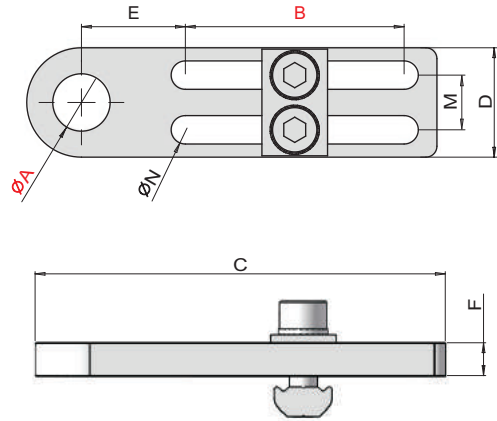
快换  
Quick Changer

夹具  
Module

气动  
Air-Operated

真空  
Vacuum Module

附件  
Accessory Components



货号(PN)	型号(Model)	A(mm)	B(mm)	C(mm)	D(mm)	E(mm)	F(mm)	M(mm)	N(mm)	重量(Weight)
7.Y00310	SMBE5-G1840	G1/8	40	75	20	19	6	10	Ø5.2	25g
7.Y00311	SMBE5-G1860	G1/8	60	105	25	26.5	6	15	Ø5.2	42g
7.Y00312	SMBE5-M1040	M10×1	40	75	20	19	6	10	Ø5.2	30g
7.Y00313	SMBE5-M1060	M10×1	60	105	25	26.5	6	15	Ø5.2	40g
7.Y00314	SMBE5-M1240	M12×1	40	75	20	19	6	10	Ø5.2	30g
7.Y00315	SMBE5-M1260	M12×1	60	105	25	26.5	6	15	Ø5.2	47g
7.Y00316	SMBE5-M1440	M14×1	40	75	20	19	6	10	Ø5.2	20g
7.Y00317	SMBE5-M1460	M14×1	60	105	25	26.5	6	15	Ø5.2	40g
7.Y00320	SMBE5-M1640	M16×1	40	75	20	19	6	10	Ø5.2	20g
7.Y00321	SMBE5-M1660	M16×1	60	105	25	26.5	6	15	Ø5.2	40g
7.Y00322	SMBE5-M2040	M20×1	40	75	25	16.5	6	15	Ø5.2	30g
7.Y00323	SMBE5-M2060	M20×1	60	105	25	26.5	6	15	Ø5.2	35g

## 螺钉选配件 Accessoirier selection

### 选配一 Accessoirier selection 1

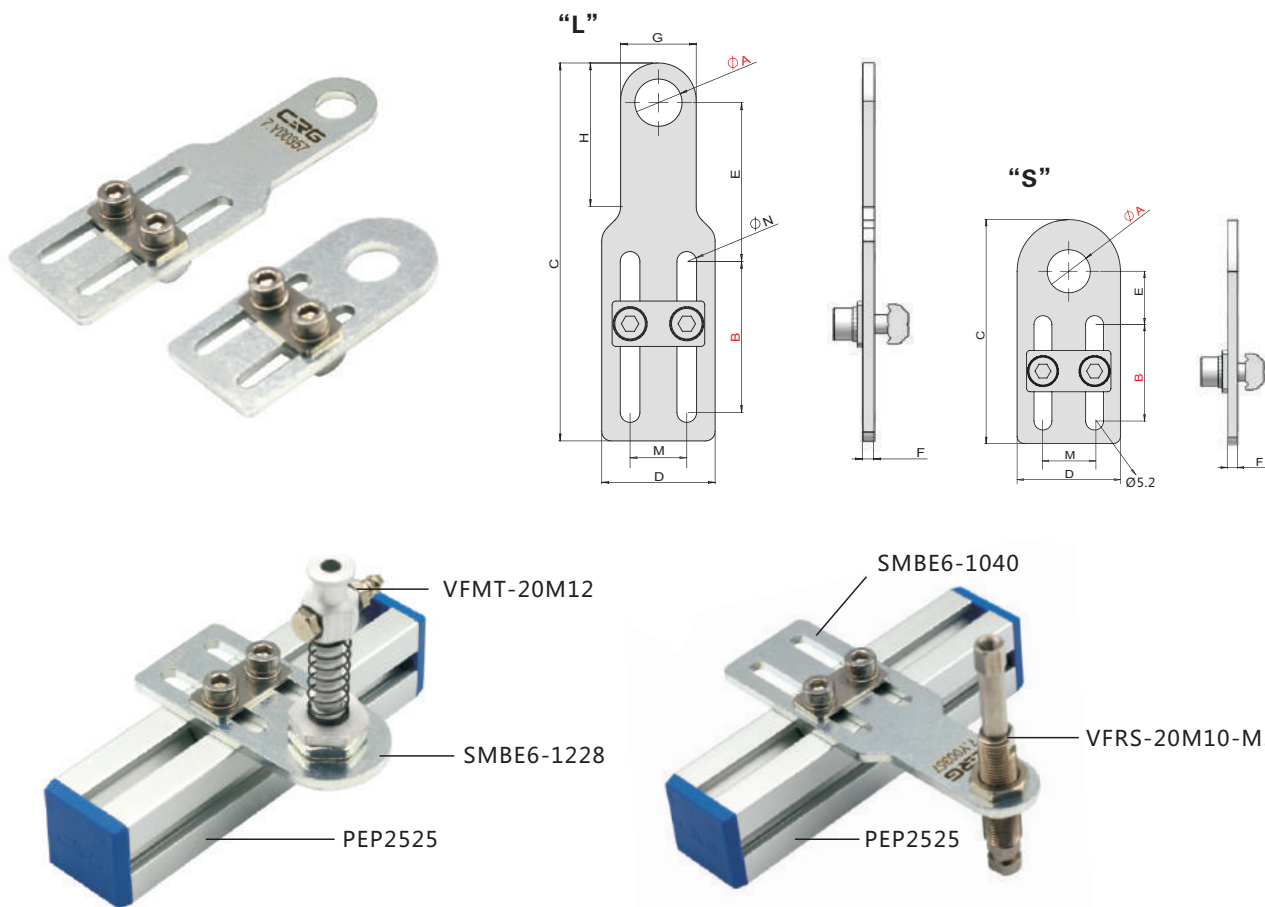
螺丝(Screws)	PTC-M5L16*2	SMBE5-G1840, SMBE5-M1040,
双齿平垫(Single hole shim)	PTS-M5*2	SMBE5-M1240, SMBE5-M1440,
T型螺母(T-Nuts)	PTN-M5P10*1	SMBE5-M1640
双孔平垫(Double holes shim)	PTD-M5P10*1	

### 选配二 Accessoirier selection 2

螺丝(Screws)	PTC-M5L16*2	SMBE5-G1860, SMBE5-M1060, SMBE5-M1260,
双齿平垫(Single hole shim)	PTS-M5*2	SMBE5-M1460, SMBE5-M1660, SMBE5-M2040,
T型螺母(T-Nuts)	PTN-M5P15*1	SMBE5-M2060
双孔平垫(Double holes shim)	PTD-M5P15*1	

# 固定支架 Mounting Bracket (螺钉套件选配) (Kit With Screws Option)

注: 如需螺钉套件货号 and 型号加T 如: 型号SMBE6-1040T 货号7.Y00357-T



货号(PN)	型号(Model)	A(mm)	B(mm)	C(mm)	D(mm)	E(mm)	F(mm)	G(mm)	H(mm)	M(mm)	N(mm)	重量(Weight)
7.Y00357	SMBE6-1040	Ø10.5	40	100	30	42.5	3	20	38	15	Ø5.2	60g
7.Y00358	SMBE6-1240	Ø12.5	40	100	30	42.5	3	20	38	15	Ø5.2	60g
7.Y00359	SMBE6-1440	Ø14.5	40	100	30	40.5	3	24	38	15	Ø5.2	60g
7.Y00360	SMBE6-1640	Ø16.5	40	100	30	37.5	3	30	-	15	Ø5.2	65g
7.Y00361	SMBE6-2040	Ø20.5	40	100	30	37.5	3	30	-	15	Ø5.2	60g
7.Y00362	SMBE6-2240	Ø22.5	40	100	30	35	5	35	-	15	Ø5.2	105g
7.Y00363	SMBE6-2540	Ø25.5	40	100	30	35	5	35	-	15	Ø5.2	100g
7.Y00364	SMBE6-1028	Ø10.5	28	65	30	15.5	3	-	-	15	Ø5.2	45g
7.Y00365	SMBE6-1228	Ø12.5	28	65	30	15.5	3	-	-	15	Ø5.2	45g
7.Y00366	SMBE6-1428	Ø14.5	28	65	30	15.5	3	-	-	15	Ø5.2	45g
7.Y00367	SMBE6-1628	Ø16.5	28	65	30	15.5	3	-	-	15	Ø5.2	45g
7.Y00368	SMBE6-2028	Ø20.5	28	65	30	15.5	3	-	-	15	Ø5.2	40g
7.Y00369	SMBE6-2228	Ø22.5	28	70	30	18	5	35	-	15	Ø5.2	75g
7.Y00370	SMBE6-2528	Ø25.5	28	70	30	18	5	35	-	15	Ø5.2	70g

## 螺钉选配件 Accessorier selection

### 选配一 Accessorier selection 1

螺丝(Screws)	PTC-M5L12*2	SMBE6-1040, SMBE6-1240, SMBE6-1440
双齿平垫(Single hole shim)	PTS-M5*2	SMBE6-1640, SMBE6-2040, SMBE6-1028
T型螺母(T-Nuts)	PTN-M5P15*1	SMBE6-1228, SMBE6-1428, SMBE6-1628
双孔平垫(Double holes shim)	PTD-M5P15*1	SMBE6-2028

### 选配二 Accessorier selection 2

螺丝(Screws)	PTC-M5L14*2	SMBE6-2240, SMBE6-2540
双齿平垫(Single hole shim)	PTS-M5*2	
T型螺母(T-Nuts)	PTN-M5P15*1	SMBE6-2228, SMBE6-2528
双孔平垫(Double holes shim)	PTD-M5P15*1	

型材 / SUS Tube

支架模组

快换

夹具组件

气动剪刀

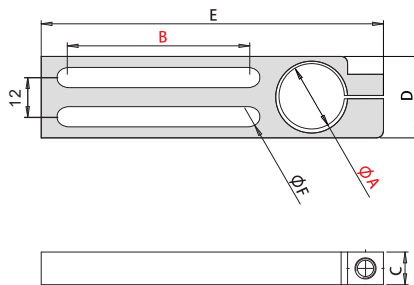
真空组件

附件

# 气缸支架 Cylinder Bracket

型材 · SUS Tube

支架模组

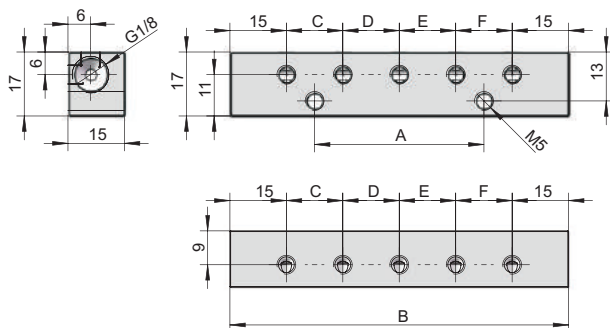



货号(PN)	型号(Model)	A	B	C	D	E	F	重量(Weight)
7.Y00062	SMBE7-0856	Ø8	56	10	25	90	6.5	40g
7.Y00021	SMBE7-1256	Ø12	56	10	25	95	6.5	43g
7.Y00006	SMBE7-2056	Ø20	56	10	25	105	6.5	47g

快换

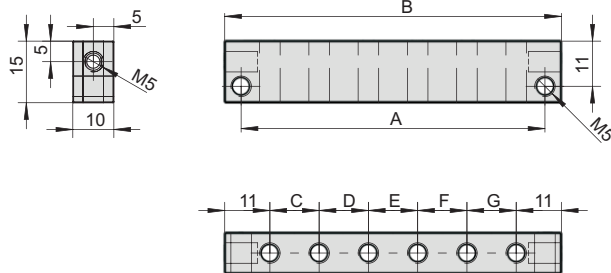

# 汇流排 Side Manifold Block

夹具组件



货号(PN)	型号(Model)	A	B	C	D	E	F	重量(Weight)
7.Y00153	SMB-10M5-02G18	45	90	15	15	15	15	51g
7.Y00154	SMB-08M5-02G18	30	75	15	15	15	-	42g

气动剪刀




货号(PN)	型号(Model)	A	B	C	D	E	F	G	重量(Weight)
7.Y00157	SMB-06M5	26	34	12	-	-	-	-	10g
7.Y00156	SMB-08M5	38	46	12	12	-	-	-	14g
7.Y00155	SMB-10M5	50	58	12	12	12	-	-	18g
7.Y00167	SMB-14M5	74	82	12	12	12	12	12	26g

真空组件

附件

## 运用实例 / Application example




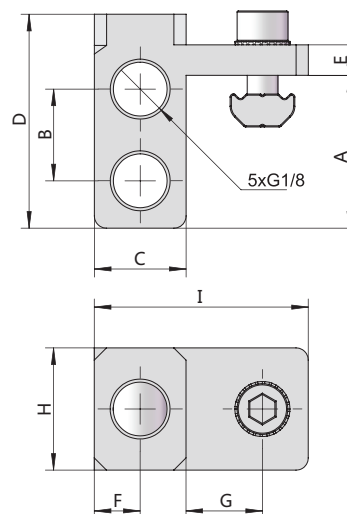


# 汇流排 Side Manifold Block (螺钉套件选配) (Kit With Screws Option)

注: 如需螺钉套件货号 and 型号加 **T** 如: 型号 SMB-5G18**T** 货号 7.Y00229-**T**



G1/8(x5)



SMB-5G18

PEP2525

货号(PN)	7.Y00229	7.Y01020 <small>NEW</small>	7.Y01022 <small>NEW</small>
型号(Model)	SMB-5G18	SMB1-5G18	SMB2-5G18
A(mm)	25	25	25
B(mm)	15	15	15
C(mm)	15	15	15
D(mm)	35	35	35
E(mm)	5	5	5
F(mm)	7.50	7.50	7.50
G(mm)	12.50	15	20
H(mm)	20	20	20
I(mm))	35	40	45
PEP1818	√		
PEP2510	√		
PEP2518	√		
PEP2525	√		
PEP5025	√		
PEP3030		√	
PEP4040			√
<b>螺钉选配件 Accessorier selection</b>			
螺丝(Screws)	PTC-M5L14*1	PTC-M5L14*1	PTC-M5L14*1
双齿平垫(Single hole shim)	PTS-M5*1	PTS-M5*1	PTS-M5*1
T型螺母(T-Nuts)	PTN-M5*1	PTN-M5*1	PTN-M5*1
总重量(Weight)	30g	33g	34g

型材 / SUS Tube

支架模组

快换

夹具组件

气动剪刀

真空组件

附件  
Accessory Components

# 汇流排 Side Manifold Block (螺钉套件选配) (Kit With Screws Option)

注: 如需螺钉套件货号 and 型号加T 如: 型号SMB-5G18T 货号7.Y00229-T

型材  
SUS Tube

支架  
Module

快换  
Quick Changer

夹具  
Module

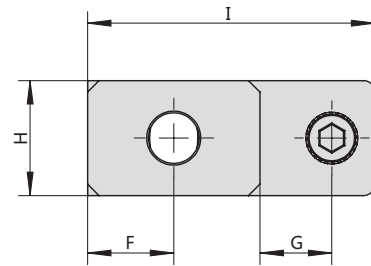
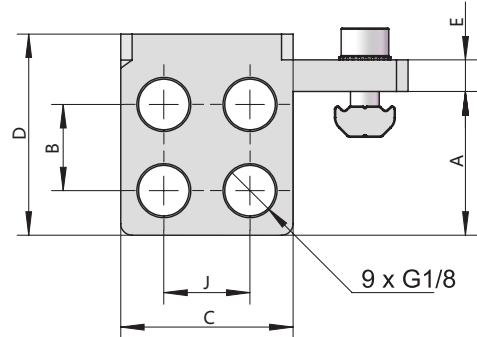

气动  
Nipper

真空  
Module

附件  
Accessory Components



G1/8(x9)




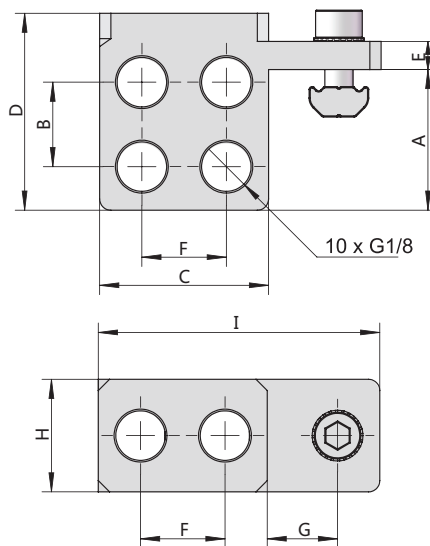
货号(PN)	7.Y00231	7.Y01021 <small>NEW</small>	7.Y01023 <small>NEW</small>
型号(Model)	SMB-9G18	SMB1-9G18	SMB2-9G18
A(mm)	25	25	25
B(mm)	15	15	15
C(mm)	30	30	30
D(mm)	35	35	35
E(mm)	5.50	5.50	5.50
F(mm)	15	15	15
G(mm)	12.50	15	20
H(mm)	20	20	20
I(mm)	50	55	60
J(mm)	15	15	15
PEP1818	√		
PEP2510	√		
PEP2518	√		
PEP2525	√		
PEP5025	√		
PEP3030		√	
PEP4040			√
<b>螺钉选配件 Accessorier selection</b>			
螺丝(Screws)	PTC-M5L14*1	PTC-M5L14*1	PTC-M5L14*1
双齿平垫(Single hole shim)	PTS-M5*1	PTS-M5*1	PTS-M5*1
T型螺母(T-Nuts)	PTN-M5*1	PTN-M5*1	PTN-M5*1
总重量(Weight)	50g	52g	54g

# 双通道汇流排 Side Manifold Block (螺钉套件选配) (Kit With Screws Option)

注: 如需螺钉套件货号 and 型号加T 如: 型号SMB-D5G18T 货号7.Y00230-T



G1/8(5+5)



货号(PN)	7.Y00230	7.Y01024 <small>NEW</small>	7.Y01025 <small>NEW</small>
型号(Model)	SMB-D5G18	SMB1-D5G18	SMB2-D5G18
A(mm)	25	25	25
B(mm)	15	15	15
C(mm)	30	30	30
D(mm)	35	35	35
E(mm)	5	5	5
F(mm)	15	15	15
G(mm)	12.50	15	20
H(mm)	20	20	20
I(mm)	50	55	60
PEP1818	√		
PEP2510	√		
PEP2518	√		
PEP2525	√		
PEP5025	√		
PEP3030		√	
PEP4040			√
<b>螺钉选配件 Accessorier selection</b>			
螺丝(Screws)	PTC-M5L14*1	PTC-M5L14*1	PTC-M5L14*1
双齿平垫(Single hole shim)	PTS-M5*1	PTS-M5*1	PTS-M5*1
T型螺母(T-Nuts)	PTN-M5*1	PTN-M5*1	PTN-M5*1
总重量(Weight)	48g	51g	52g

型材 / SUS Tube

支架模组

快换

夹具组件

气动剪刀

真空组件

附件

# 多方位汇流排 Manifold Block (螺钉套件选配) (Kit With Screws Option)

注: 如需螺钉套件货号 and 型号加T 如: 型号SMB-A5G18T 货号7.Y00240-T

型材  
SUS Tube

支架  
Module


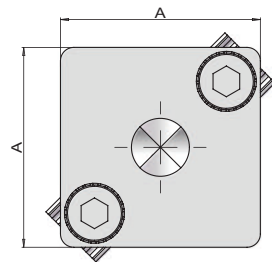
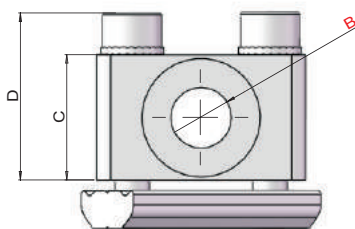
快换  
Changer

夹具  
Module

气动  
刀

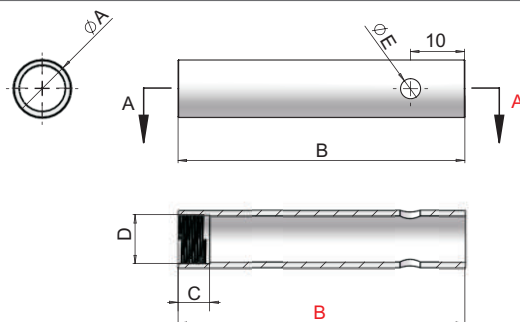
真空  
Module

附件  
Components



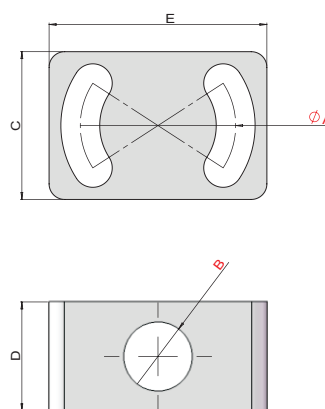
货号(PN)	7.Y00240	7.Y00241
型号(Model)	SMB-A5G18	SMB-A5G14
A(mm)	30	40
B(mm)	(x5)G1/8	(x5)G1/4
C(mm)	18	20
D(mm)	24	23
螺钉选配件 Accessorier selection		
螺丝(Screws)	PTC-M5L25*2	PTC-M5L25*2
双齿平垫(Single hole shim)	PTS-M5*2	PTS-M5*2
T型螺母(T-Nuts)	PTN-M5P28*1	PTN-M5P35*1
总重量(Weight)	50g	80g

## 延长杆 Extension Tube



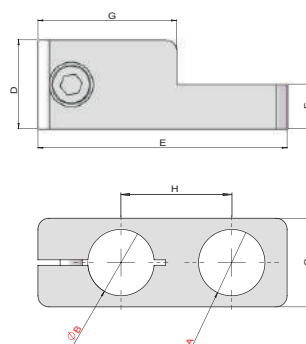
货号(PN)	型号(Model)	A	B	C	D	E	重量(Weight)
7.Y00736	SMBY12-50	Ø12	50	12	M10*1	5	9g
7.Y00735	SMBY12-100	Ø12	100	12	M10*1	5	17g
7.Y00733	SMBY14-50	Ø14	50	12	M12*1	5	10g
7.Y00734	SMBY14-100	Ø14	100	12	M12*1	5	20g
7.Y00732	SMBY20-50	Ø20	50	15	M17*1	8	16g
7.Y00731	SMBY20-100	Ø20	100	15	M17*1	8	31g
7.Y00462	SMBY20-150	Ø20	150	15	M17*1	8	47g
7.Y01027	SMBY25-100	Ø25	100	15	M22*1	8	43g
7.Y00729	SMBY30-50	Ø30	50	18	M27*1	9	29g
7.Y00730	SMBY30-100	Ø30	100	18	M27*1	9	58g
7.Y00463	SMBY30-150	Ø30	150	18	M27*1	9	87g

## 十字连接块 Swing Block



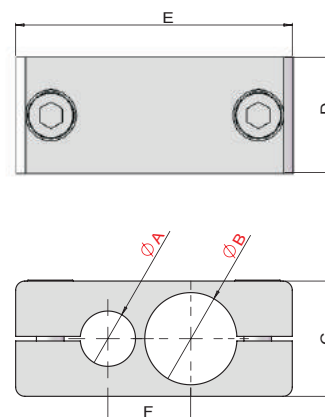
货号(PN)	型号(Model)	A	B	C	D	E	重量(Weight)
7.Y00048	SMBT4-G1820	Ø20	G1/8	19	14	28	11g

## 连接块.SSW Connector SSW



货号(PN)	型号(Model)	A	B	C	D	E	F	G	H	重量(Weight)
7.Y00028	SMBT1-M1412	M14	Ø12	16	16	45	8	25	20	16g

## 平行连接块 Parallel Connector



货号(PN)	型号(Model)	A	B	C	D	E	F	重量(Weight)
7.Y00042	SMBP-0808	Ø8	Ø8	12	12	35	10	11g
7.Y00043	SMBP-0812	Ø8	Ø12	16	16	43	12	23g
7.Y00044	SMBP-1212	Ø12	Ø12	16	16	44	14	21g
7.Y00045	SMBP-2012	Ø20	Ø12	25	25	60	18	75g
7.Y00046	SMBP-2020	Ø20	Ø20	25	25	66	24	71g

型材 / SUS Tube

支架模组

快换

夹具组件

气动剪刀

真空组件

附件



# 十字连接块 Cross Connector

型材 / SUS Tube

支架模组

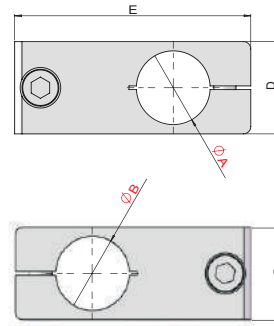
快换

夹具组件

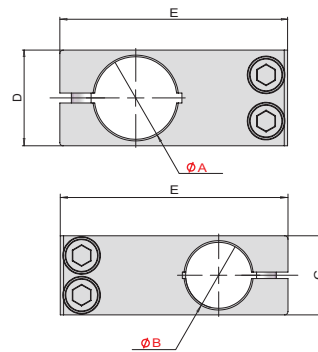
气动剪刀

真空组件

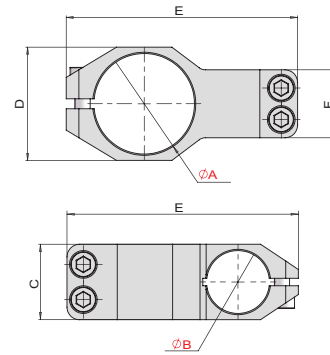
附件



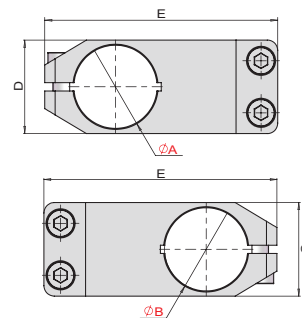
货号(PN)	型号(Model)	A	B	C	D	E	重量(Weight)
7.Y00025	SMBT-0808	Ø8	Ø8	12	12	35	10g
7.Y00026	SMBT-1208	Ø12	Ø8	12	16	43	16g
7.Y00020	SMBT-1212	Ø12	Ø12	16	16	47	22g
7.Y00794	SMBT-1214	Ø12	Ø14	18	18	48	29g
7.Y00027	SMBT-2012	Ø20	Ø12	25	25	59	72g
7.Y00005	SMBT-2020	Ø20	Ø20	25	25	64	68g



货号(PN)	型号(Model)	A	B	C	D	E	重量(Weight)
7.Y01002	SMBT-1414	Ø14	Ø14	18	18	46	25g
7.Y00998	SMBT-2520	Ø25	Ø20	24	29	69	79g
7.Y00999	SMBT-2525	Ø25	Ø25	30	30	78	114g

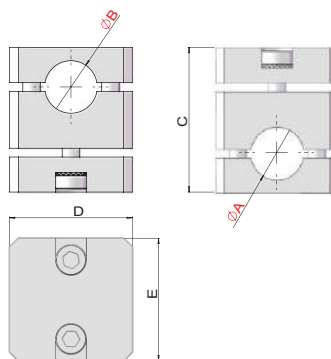


货号(PN)	型号(Model)	A	B	C	D	E	F	重量(Weight)
7.Y01059	SMBT-4020	Ø40	Ø20	25	45	88	27	101g
7.Y01004	SMBT-4025	Ø40	Ø25	30	45	92	27	107g

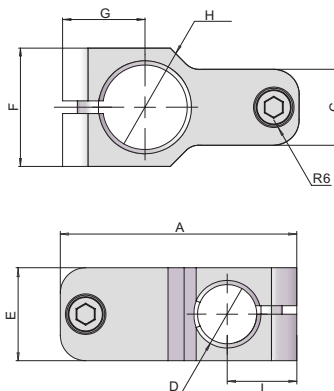


货号(PN)	型号(Model)	A	B	C	D	E	F	重量(Weight)
7.Y01003	SMBT-4040	Ø40	Ø40	45	45	112	112	259g

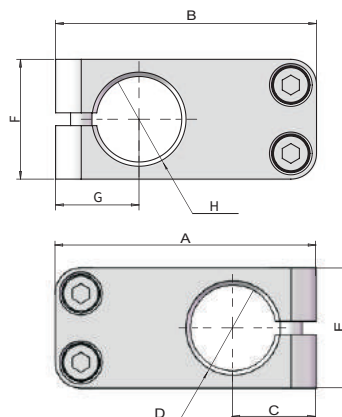
# 十字连接块 Cross Connection Block



货号(PN)	型号(Model)	A	B	C	D	E	重量(Weight)
7.Y00192	SMBT2-1212	Ø12	Ø12	33	28	28	11g
7.Y00185	SMBT2-2020	Ø20	Ø20	48	42	42	30g




货号(PN)	型号(Model)	A	C	D	E	F	G	H	I	重量(Weight)
7.Y00329	SCD-2010	54	14	Ø10	19	28	19.5	Ø20	14.50	41g
7.Y00330	SCD-2014	56	18	Ø14	22	28	19.5	Ø20	16.50	51g
7.Y01049	SCD-3020	75	18	Ø14	25	35	26	Ø30	20	78g



货号(PN)	型号(Model)	A	B	C	D	E	F	G	H	重量(Weight)
7.Y00233	SCD-2020	61	61	19.5	Ø20	28	28	19.5	Ø20	85g
7.Y01050	SCD-3030	84	84	26	Ø30	35	35	26	Ø30	98g

运用实例 / Application example



型材 / SUS Tube

支架模组  
Stents Module

快换  
Quick Changer

夹具组件  
Grip Module

气动剪刀  
Air Nipper

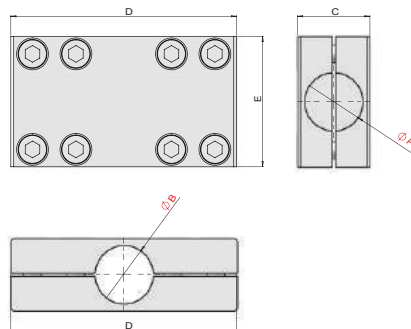
真空组件  
Vacuum Module

附件  
Accessory Components

## 十字连接块#2 Cross Connector#2

型材  
SUS Tube

支架  
模组

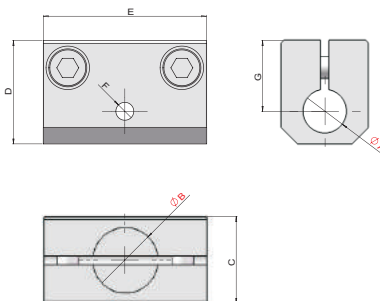


货号(PN)	型号(Model)	A	B	C	D	E	重量(Weight)
7.Y00047	SMBT3-2020	Ø20	Ø20	25	78	45	170g

快换  
Quick Changer

## T字型连接块 T Connector

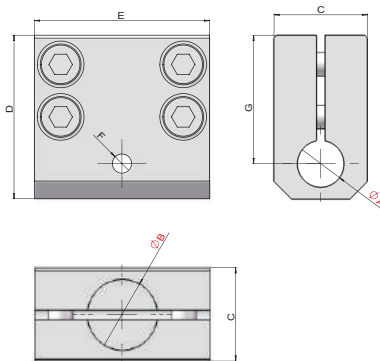
夹具  
组件



货号(PN)	型号(Model)	A	B	C	D	E	F	G	重量(Weight)
7.Y00029	SMBF-0808	Ø8	Ø8	12	20	30	M4	14	14g
7.Y00030	SMBF-0812	Ø8	Ø12	16	20	30	M4	14	23g
7.Y00031	SMBF-1208	Ø12	Ø8	16	26	30	M4	16	19g
7.Y00032	SMBF-1212	Ø12	Ø12	16	26	30	M4	16	18g
7.Y00033	SMBF-1220	Ø12	Ø20	25	30	45	M4	20	60g
7.Y00034	SMBF-2012	Ø20	Ø12	25	40	45	M4	25	63g
7.Y00035	SMBF-2020	Ø20	Ø20	25	40	45	M4	25	56g

气动  
剪刀

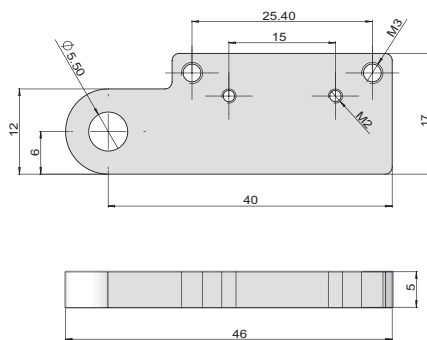
真空  
组件



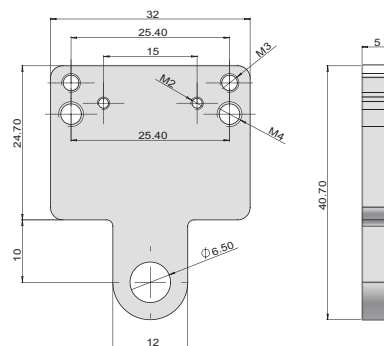

货号(PN)	型号(Model)	A	B	C	D	E	F	G	重量(Weight)
7.Y00036	SMBF1-0808	Ø8	Ø8	12	28	26	M4	22	15g
7.Y00037	SMBF1-0812	Ø8	Ø12	16	28	30	M4	22	31g
7.Y00038	SMBF1-1208	Ø12	Ø8	16	35	30	M4	25	29g
7.Y00003	SMBF1-1212	Ø12	Ø12	16	35	30	M4	25	26g
7.Y00039	SMBF1-1220	Ø12	Ø20	25	44	45	M4	34	88g
7.Y00040	SMBF1-2012	Ø20	Ø12	25	54	45	M4	39	111g
7.Y00041	SMBF1-2020	Ø20	Ø20	25	51.5	45	M4	39	78g

附件  
Accessory Components

## 传感器支架 Sensor Bracket

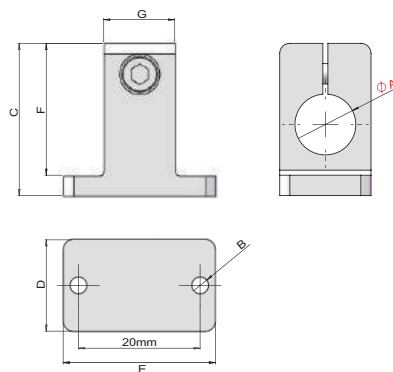


货号(PN)	型号(Model)	重量(Weight)
7.Y00070	SMBJ1-5	9g



货号(PN)	型号(Model)	重量(Weight)
7.Y00071	SMBJ2-6	12g

## 夹具支架 Chuck Bracket



货号(PN)	型号(Model)	A	B	C	D	E	F	G	重量(Weight)
7.Y00072	SMBT5-8	Ø8	M4	25	12	27	22	12	10g
7.Y00073	SMBT5-12	Ø12	M4	30	18	30	26	14	19g

型材 / SUS Tube

支架模组

快换

夹具组件

气动剪刀

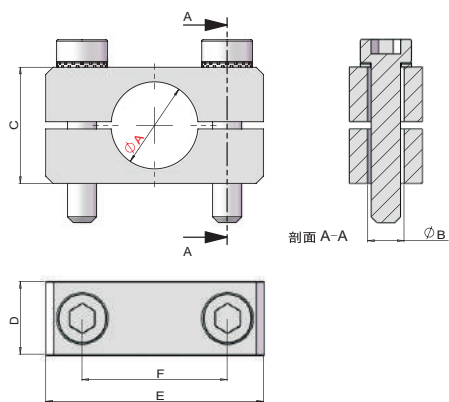
真空组件

附件

## 支架 Bracket

型材  
SUS Tube

支架  
模组

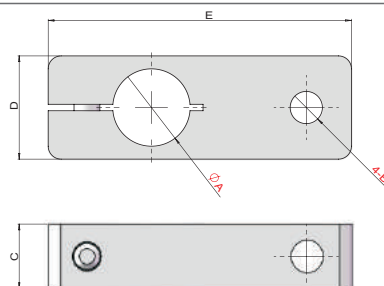


货号(PN)	型号(Model)	A	B	C	D	E	F	重量(Weight)
7.Y00074	SMBT6-12	Ø12	Ø6.5	16	16	40	30	35g

## 吸力支架 Suction Bracket

快换

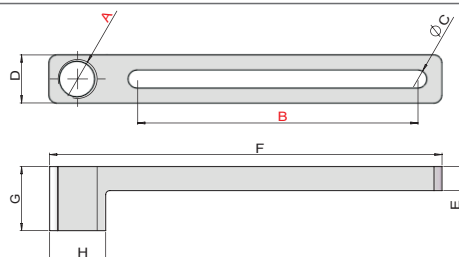
夹具  
组件



货号(PN)	型号(Model)	A	B	C	D	E	重量(Weight)
7.Y00057	SMBG1-8M5	Ø8	M5	12	12	33	9g
7.Y00058	SMBG1-8M6	Ø8	M6	10	12	33	9g
7.Y00059	SMBG1-12M5	Ø12	M5	10	16	47	16g
7.Y00060	SMBG1-12M6	Ø12	M6	10	16	47	16g
7.Y00061	SMBG1-12G18	Ø12	G1/8	16	16	47	25g

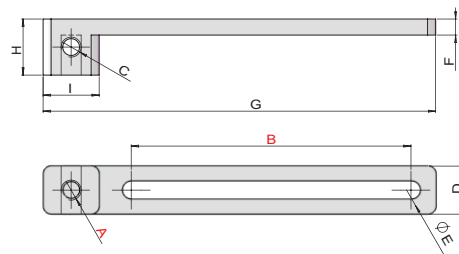
## 滑移支架 Slide Bracket

真空  
组件



货号(PN)	型号(Model)	A	B	C	D	E	F	G	H	重量(Weight)
7.Y00115	SCF1-40M3	M3	40	4.5	12	5	56	10	8	7g
7.Y00118	SCF1-40G18	G1/8	40	4.5	12	6	68	16	14	12g
7.Y00129	SCF1-70M3	M3	70	4.5	12	5	86	10	8	10g
7.Y00132	SCF1-70G18	G1/8	70	4.5	12	6	98	16	14	15g


附件



货号(PN)	型号(Model)	A	B	C	D	E	F	G	H	I	重量(Weight)
7.Y00173	SCF2-40M5	M5	40	M5	12	4.5	4	68	14	14	9g
7.Y00117	SCF2-40M6	M6	40	M6	12	4.5	4	68	14	14	10g
7.Y00130	SCF2-70M5	M5	70	M5	12	4.5	4	98	14	14	12g
7.Y00131	SCF2-70M6	M6	70	M6	12	4.5	4	98	14	14	13g

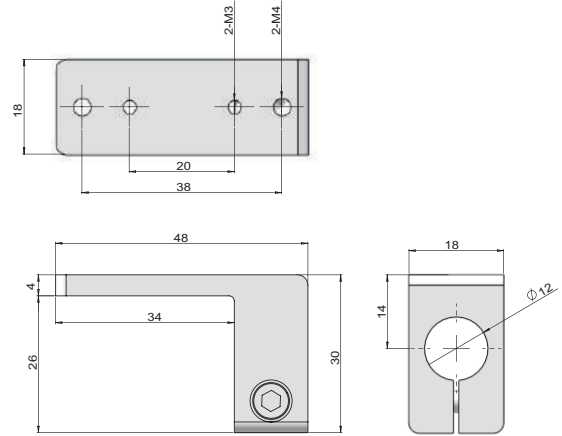


## 气爪安装支架 Gripper Installation Bracket



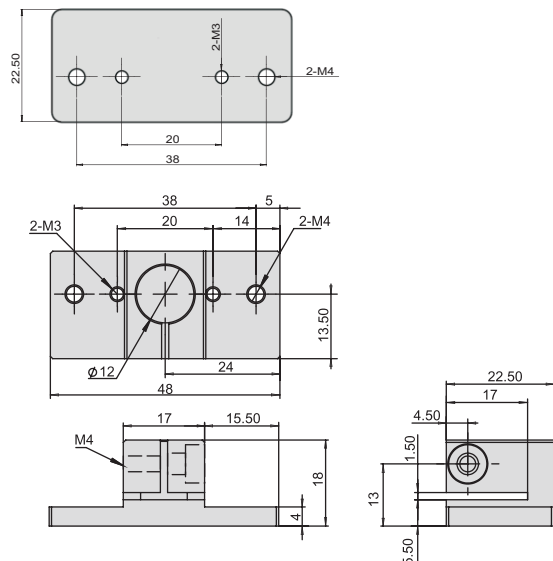
货号(PN)	型号(Model)	A	B	C	D	E	F	G	H	I	J	重量(Weight)
7.Y00740	SMBM-10	Ø3.2	Ø5	Ø2	23	16.4	12	18	14	4	M10*1	5g
7.Y00741	SMBM-16	Ø4.2	Ø6.5	Ø3	30.6	23.6	15	22	15	5	M12*1	10g
7.Y00728	SMBM-20	Ø5.5	Ø6.5	Ø4	42	27.6	18	32	15	5	M12*1	14g
7.Y00739	SMBM-25	Ø6.5	Ø7	Ø5	52	33.6	22	40	18	6	M17*1	27g
7.Y00738	SMBM-32	Ø6.5	Ø10	Ø5	60	40	26	46	18	6	M17*1	36g
7.Y00737	SMBM-40	Ø8.5	Ø16	Ø5	72	48	32	56	20	8	M27*1	67g

## 支架L12 Bracket L12



货号(PN)	型号(Model)	重量(Weight)
7.Y00081	SMBT9-12	23g

## 支架 Bracket T



货号(PN)	型号(Model)	重量(Weight)
7.Y00082	SMBU-12	21g

型材 / SUS Tube

支架模组

快换

夹爪组件

气动剪刀

真空组件

附件

## 支架 Bracket T

型材  
SUS Tube

支架  
模组

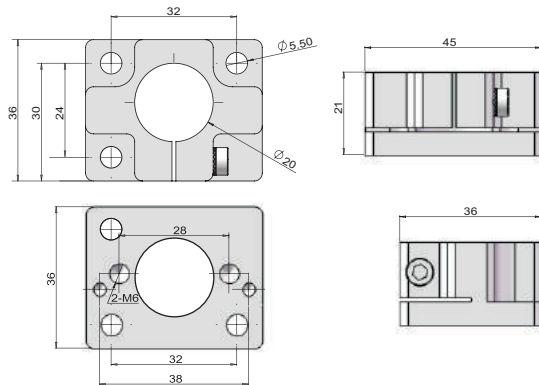
快换  
Quick Changer

夹具  
组件

气动  
剪刀

真空  
组件

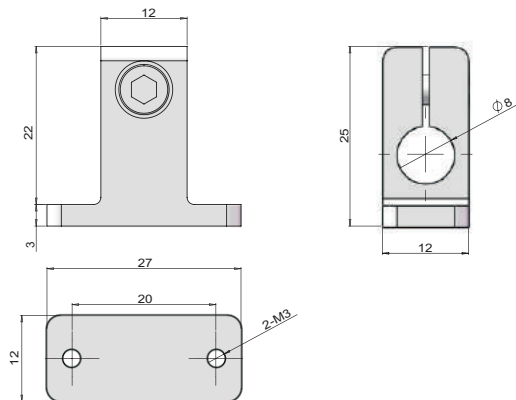
附件  
Accessory Components



货号(PN) 型号(Model) 重量(Weight)

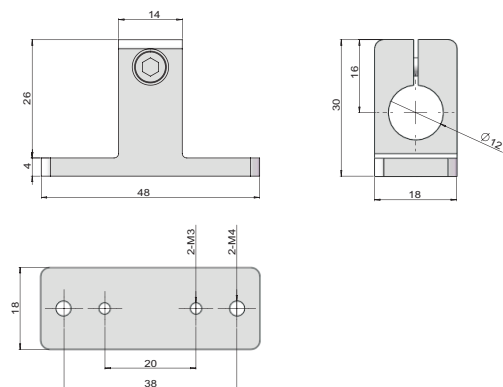
7.Y00255 SMBU2-20 49g

## 支架 Bracket TH



货号(PN) 型号(Model) 重量(Weight)

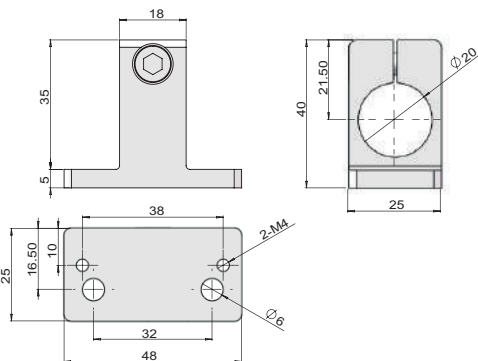
7.Y00085 SMBU3-8 10g



货号(PN) 型号(Model) 重量(Weight)

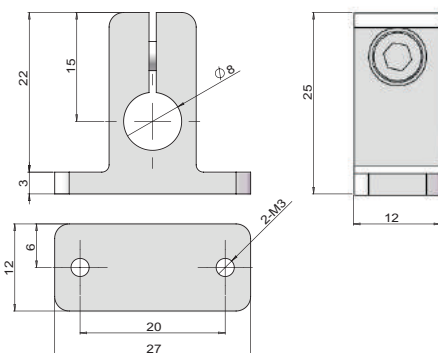
7.Y00086 SMBU4-12 22g

## 支架 Bracket TH

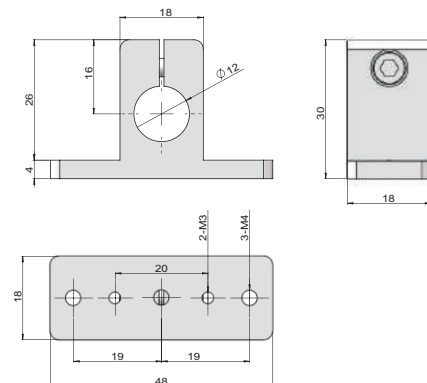


货号(PN)	型号(Model)	重量(Weight)
7.Y00087	SMBU5-20	44g

## 支架 Bracket TV

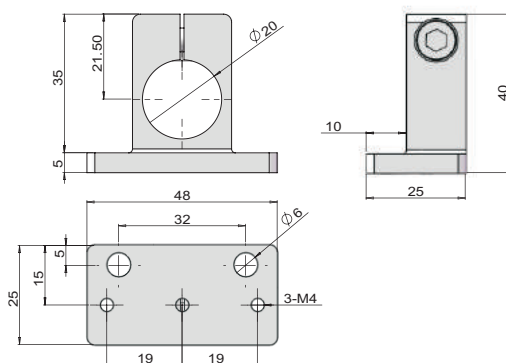


货号(PN)	型号(Model)	重量(Weight)
7.Y00088	SMBU6-8	10g



货号(PN)	型号(Model)	重量(Weight)
7.Y00089	SMBU7-12	26g

## 支架 Bracket T



货号(PN)	型号(Model)	重量(Weight)
7.Y00090	SMBU8-20	39g

型材 / SUS Tube

支架模组

快换

夹组件

气动剪刀

真空组件

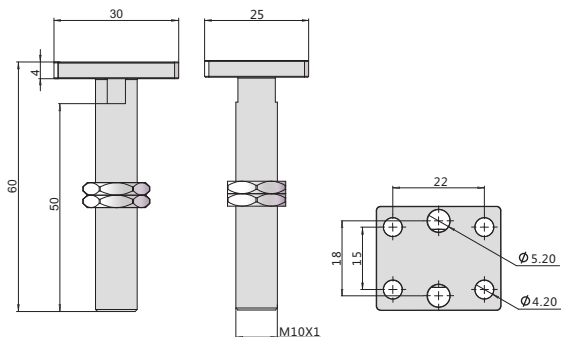

附件

# 固定支架 Fixed Bracket

型材 / SUS Tube

支架模组

**NEW**

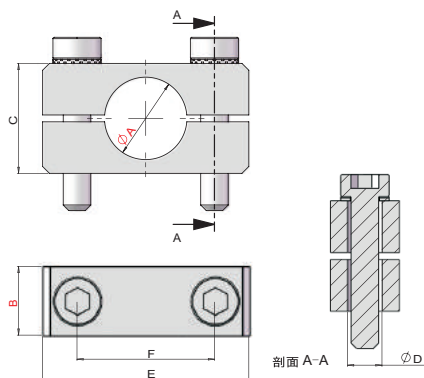


货号(PN)	型号(Model)	重量(Weight)
7.Y01051	SMBU9-M10	21g

快换

# 支架 Bracket

夹具组件



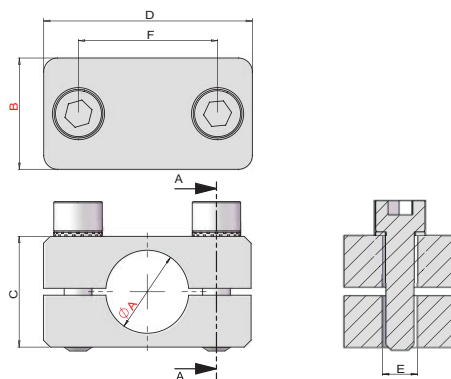
气动剪刀

货号(PN)	型号(Model)	A	B	C	D	E	F	重量(Weight)
7.Y00091	SMBK1-8T10	Ø8	10	16	Ø5.5	30	20	20g
7.Y00092	SMBK1-12T10	Ø12	10	16	Ø5.5	30	20	14g
7.Y00093	SMBK1-20T10	Ø20	10	27	Ø6.5	40	30	36g
7.Y00094	SMBK1-8T16	Ø8	16	16	Ø6.5	30	20	32g
7.Y00095	SMBK1-12T16	Ø12	16	16	Ø4.5	30	20	20g
7.Y00096	SMBK1-20T16	Ø20	16	27	Ø6.5	40	30	48g

真空组件

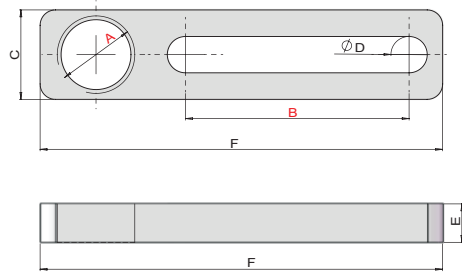
# 滑移支架 Slide Bracket

附件

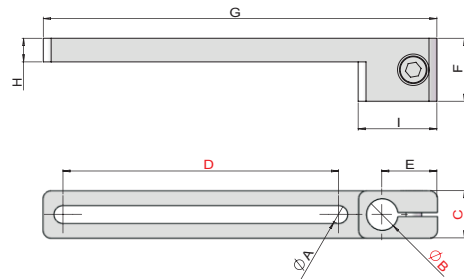


货号(PN)	型号(Model)	A	B	C	D	E	F	重量(Weight)
7.Y00064	SMBS-8T10	Ø8	10	16	30	M4	20	16g
7.Y00065	SMBS-12T10	Ø12	10	16	30	M4	20	15g
7.Y00066	SMBS-20T10	Ø20	10	25	40	M6	30	33g
7.Y00067	SMBS-8T16	Ø8	16	16	30	M6	20	29g
7.Y00001	SMBS-12T16	Ø12	16	16	30	M6	20	29g
7.Y00068	SMBS-20T16	Ø20	16	25	40	M6	30	44g

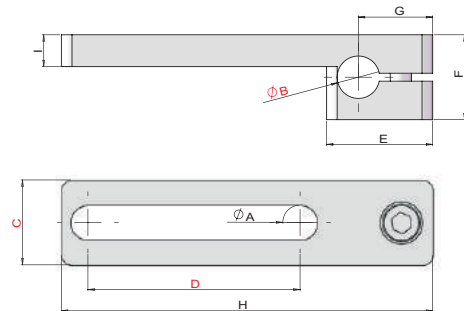
# 滑移支架 Slide Bracket



货号(PN)	型号(Model)	A	B	C	D	E	F	重量(Weight)
7.Y00119	SCF3-40M10	M10*1	40	16	6.5	5	70	10g
7.Y00120	SCF3-40M12	M12*1	40	16	6.5	5	72	10g
7.Y00121	SCF3-40M17	M17*1	40	25	6.5	5	80	20g
7.Y00133	SCF3-70M10	M10*1	70	16	6.5	5	100	14g
7.Y00134	SCF3-70M12	M12*1	70	16	6.5	5	102	14g
7.Y00135	SCF3-70M17	M17*1	70	25	6.5	5	110	28g



货号(PN)	型号(Model)	A	B	C	D	E	F	G	H	I	重量(Weight)
7.Y00122	SCF4-0840W12	4.5	Ø8	12	40	14	16	70	6	20	14g
7.Y00123	SCF4-0840W16	6.5	Ø8	16	40	14	16	70	6	20	20g
7.Y00004	SCF4-1240W16	6.5	Ø12	16	40	16	16	75	6	25	21g
7.Y00124	SCF4-2040W25	6.5	Ø20	25	40	20	16	86	6	34	39g
7.Y00136	SCF4-0870W12	4.5	Ø8	12	70	14	16	100	6	20	18g
7.Y00137	SCF4-0870W16	6.5	Ø8	16	70	14	16	100	6	20	25g
7.Y00138	SCF4-1270W16	6.5	Ø12	16	70	16	16	105	6	25	25g
7.Y00139	SCF4-2070W25	6.5	Ø20	25	70	20	16	116	6	34	49g



货号(PN)	型号(Model)	A	B	C	D	E	F	G	H	I	重量(Weight)
7.Y00125	SCF5-0840W16	6.5	Ø8	16	40	20	16	14	70	6	20g
7.Y00126	SCF5-0840W12	4.5	Ø8	12	40	20	16	14	70	6	15g
7.Y00127	SCF5-1240W16	6.5	Ø12	16	40	25	16	16	75	6	20g
7.Y00128	SCF5-2040W25	6.5	Ø20	25	40	34	25	20	86	6	53g
7.Y00140	SCF5-0870W16	6.5	Ø8	16	70	20	16	14	100	6	25g
7.Y00141	SCF5-0870W12	4.5	Ø8	12	70	20	16	14	100	6	19g
7.Y00142	SCF5-1270W16	6.5	Ø12	16	70	25	16	16	105	6	25g
7.Y00143	SCF5-2070W25	6.5	Ø20	25	70	34	25	20	116	6	48g

型材 / SUS Tube

支架模组  
Stents Module

快换  
Quick Changer

夹具组件  
Grip Module

气动剪刀  
Air Nipper

真空组件  
Vacuum Module

附件  
Accessory Components



# 旋转支架 Rotation Bracket

型材 · SUS Tube

支架模组

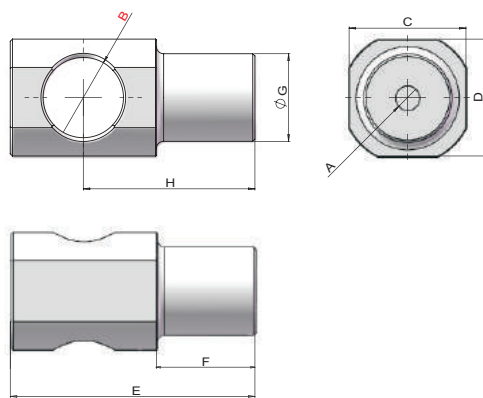
快换

夹具组件

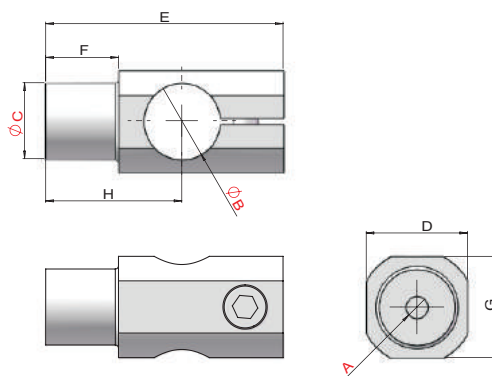
气动剪刀

真空组件

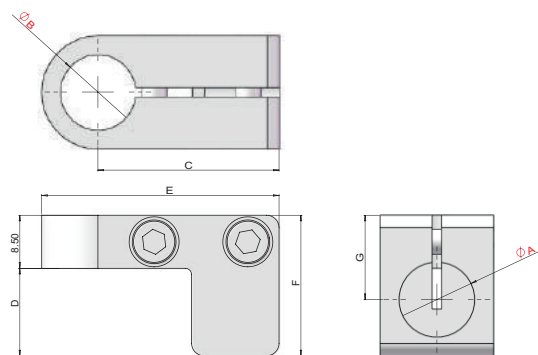
附件



货号(PN)	型号(Model)	A	B	C	D	E	F	G	H	重量(Weight)
7.Y00099	SMBR2-M10	M4	M10	14	14	26.5	11.5	Ø8	19	6g
7.Y00100	SMBR2-M12	M4	M12	16	16	33.5	13.5	Ø12	23.5	12g

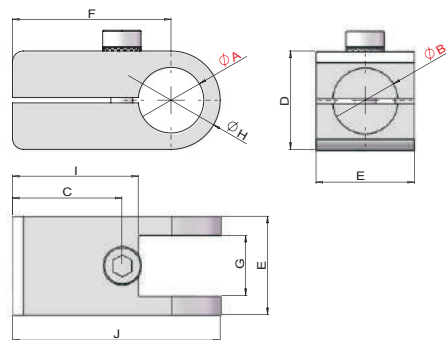


货号(PN)	型号(Model)	A	B	C	D	E	F	G	H	重量(Weight)
7.Y00103	SMBR4-0808M4	M4	Ø8	Ø8	12	32.5	11.5	12	17.5	7g
7.Y00110	SMBR4-1208M4	M4	Ø12	Ø8	16	37.5	11.5	16	21.5	13g
7.Y00019	SMBR4-1212M4	M4	Ø12	Ø12	16	39.5	13.5	16	23.5	15g
7.Y00268	SMBR4-1212M4L	M4	Ø12	Ø12	16	55	29	16	39	20g
7.Y00461	SMBR4-1420M6	M6	Ø14	Ø20	25	60	20	25	37	70g
7.Y00007	SMBR4-2020M6	M6	Ø20	Ø20	25	60	20	25	37	59g
7.Y00206	SMBR4-2020M6L	M6	Ø20	Ø20	25	85	45	25	62	81g



货号(PN)	型号(Model)	A	B	C	D	E	F	G	重量(Weight)
7.Y00111	SMBR5-1208	Ø12	Ø8	29	14	38	22.5	13.5	24g
7.Y00104	SMBR5-0808	Ø8	Ø8	29	11.5	36	20	13	16g
7.Y00112	SMBR5-1212	Ø12	Ø12	29	14	38	22.5	13.5	18g

# 旋转支架 Rotation Bracket



货号(PN)	型号(Model)	A	B	C	D	E	F	G	H	I	J	重量(Weight)
7.Y00113	SMBR7-0808	$\phi 8$	$\phi 8$	16	15	15	25	10	15	21	32.5	13g
7.Y00114	SMBR7-1212	$\phi 12$	$\phi 12$	20	18	18	29	11	18	23	38	18g

型材 / SUS Tube

支架模组

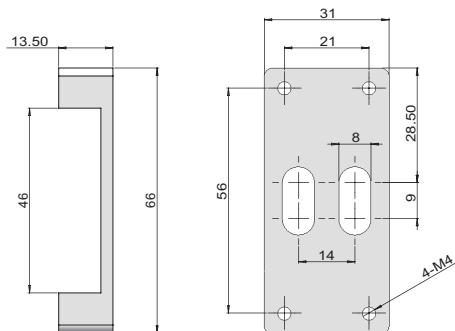
快换

夹具组件

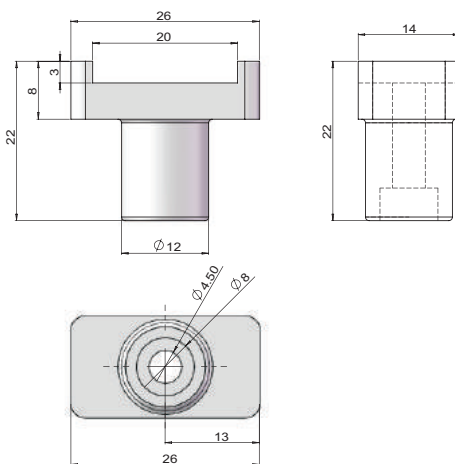
气动剪刀

真空组件

附件



货号(PN)	型号(Model)	重量(Weight)
7.Y00063	SMBR-46	31g



货号(PN)	型号(Model)	重量(Weight)
7.Y00098	SMBR1-12	9g

# 吸盘固定支架 Direct Connector For Vacuum Cup (螺钉套件选配) (Kit With Screws Option)

注: 如需螺钉套件货号 and 型号加 T 如: 型号 SVA-G18 T 货号 7.Y00235-T

型材 / SUS Tube

支架模组



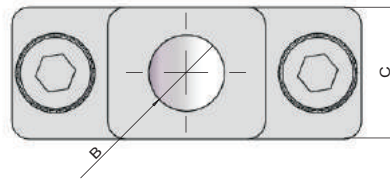
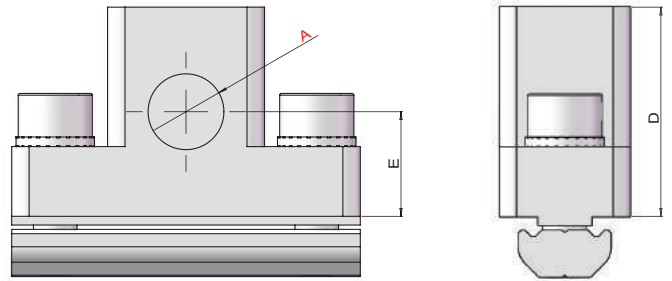
快换

夹具组件

气动剪刀

真空组件



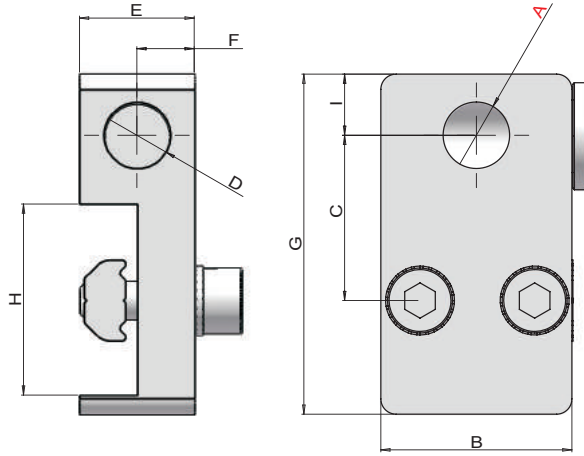
附件



货号(PN)	7.Y00235	7.Y00237
型号(Model)	SVA-G18	SVA-G14
A(mm)	G1/8	G1/4
B(mm)	G1/8	G1/8
C(mm)	15	15
D(mm)	24	24
E(mm)	12	10
PEP2518	√	√
PEP2525	√	√
PEP5025	√	√
PEP4040	√	√
PEP3030	√	√
螺钉选配件 Accessorier selection		
螺丝(Screws)	PTC-M5L16*2	PTC-M5L16*2
双齿平垫(Single hole shim)	PTS-M5*2	PTS-M5*2
T型螺母(T-Nuts)	PTN-M5P30*1	PTN-M5P30*1
总重量(Weight)	42g	40g

# 吸盘固定支架 Direct Connector For Vacuum Cup (螺钉套件选配) (Kit With Screws Option)

注: 如需螺钉套件货号 and 型号加T 如: 型号SVB-M5T 货号7.Y00242-T



货号(PN)	7.Y00242	7.Y00244	7.Y00243
型号(Model)	SVB-M5	SVB-G18	SVB-G14
A(mm)	M5	G1/8	G1/4
B(mm)	16	25	25
C(mm)	13.5	21.5	21.5
D(mm)	M5	G1/8	G1/8
E(mm)	8	15	15
F(mm)	4	7.5	7.5
G(mm)	29	44.5	46.5
H(mm)	18	25	25
I (mm)	4.3	8	10
PEP2518	-	√	√
PEP2525	-	√	√
PEP5025	-	√	√
<b>螺钉选配件 Accessorier selection</b>			
螺丝(Screws)	PTC-M4L12*2	PTC-M5L16*2	PTC-M5L16*2
双齿平垫(Single hole shim)	PTS-M4*2	PTS-M5*2	PTS-M5*2
T型螺母(T-Nuts)	PTN-M4P8*1	PTN-M5P15*1	PTN-M5P15*1
总重量(Weight)	15g	45g	45g

型材 / SUS Tube

支架模组

快换

夹具组件

气动剪刀

真空组件

附件

# 吸盘加长固定支架 Mounting Bracket For Vacuum Cup (螺钉套件选配) (Kit With Screws Option)

注: 如需螺钉套件货号 and 型号加 **T** 如: 型号 SVC-M5**T** 货号 7.Y00328-**T**

型材 / SUS Tube

支架模组


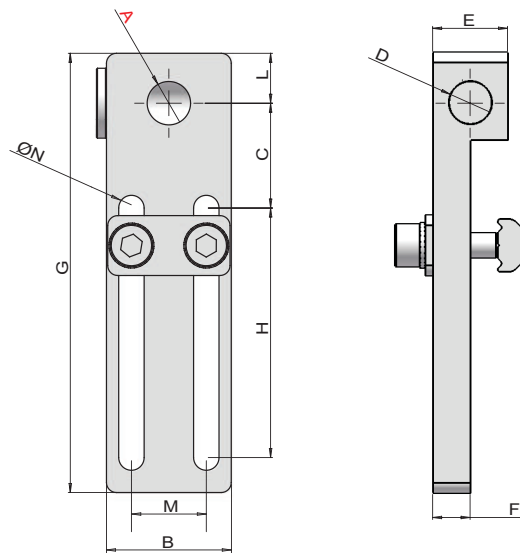
快换

夹具组件

气动剪刀

真空组件

附件



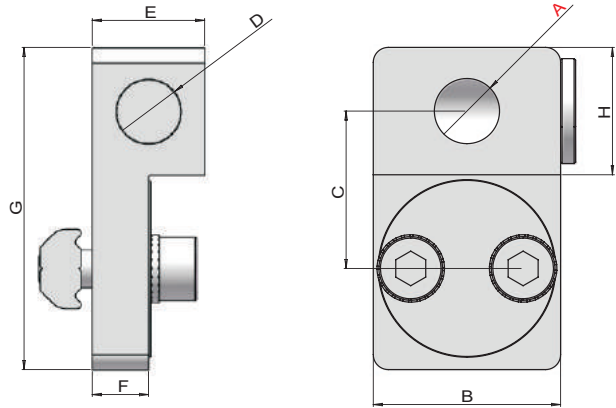


货号(PN)	7.Y00328	7.Y00238	7.Y00239
型号(Model)	SVC-M5	SVC-G18	SVC-G14
A(mm)	M5	G1/8	G1/4
B(mm)	16	25	25
C(mm)	14	21	21
D(mm)	M5	G1/8	G1/8
E(mm)	8	15	15
F(mm)	4	7.5	7.5
G(mm)	65	88	88
H(mm)	40	50	50
L(mm)	6	10	10
M(mm)	8	15	15
N(mm)	Ø4.2	Ø5.2	Ø5.2
PEP2518	√	√	√
PEP2525	√	√	√
PEP5025	√	√	√
PEP4040	-	√	√
PEP3030	√	√	√
<b>螺钉选配件 Accessorier selection</b>			
螺丝(Screws)	PTC-M4L12*2	PTC-M5L16*2	PTC-M5L16*2
双齿平垫(Single hole shim)	PTS-M4*2	PTS-M5*2	PTS-M5*2
T型螺母(T-Nuts)	PTN-M4P8*1	PTN-M5P15*1	PTN-M5P15*1
双孔平垫(Double holes shim)	PTD-M4P8*1	PTD-M5P15*1	PTD-M5P15*1
总重量(Weight)	20g	60g	60g



# 可旋转吸盘固定支架 Mounting Bracket For Vacuum Cup (螺钉套件选配) (Kit With Screws Option)

注: 如需螺钉套件货号 and 型号加T 如: 型号SVD-M5T 货号7.Y00416-T



货号(PN)	7.Y00416	7.Y00417	7.Y00418
型号(Model)	SVD-M5	SVD-G18	SVD-G14
A(mm)	M5	G1/8	G1/4
B(mm)	16	25	25
C(mm)	13	21	21
D(mm)	M5	G1/8	G1/8
E(mm)	10	15	15
F(mm)	5	7.5	7.5
G(mm)	28	43	43
H(mm)	10	17	17
PEP2518	√	√	√
PEP2525	√	√	√
PEP5025	√	√	√
PEP4040	-	√	√
PEP3030	√	√	√
<b>螺钉选配件 Accessorier selection</b>			
螺丝(Screws)	PTC-M4L12*2	PTC-M5L16*2	PTC-M5L16*2
双齿平垫(Single hole shim)	PTS-M4*2	PTS-M5*2	PTS-M5*2
T型螺母(T-Nuts)	PTN-M4P8*1	PTN-M5P15*1	PTN-M5P15*1
总重量(Weight)	15g	45g	42g

型材 / SUS Tube

支架模组

快换

夹具组件

气动剪刀

真空组件

附件

# 吸盘安装杆 Leg For Vacuum Cup

运用实例 / Application example

型材 / SUS Tube

支架模组



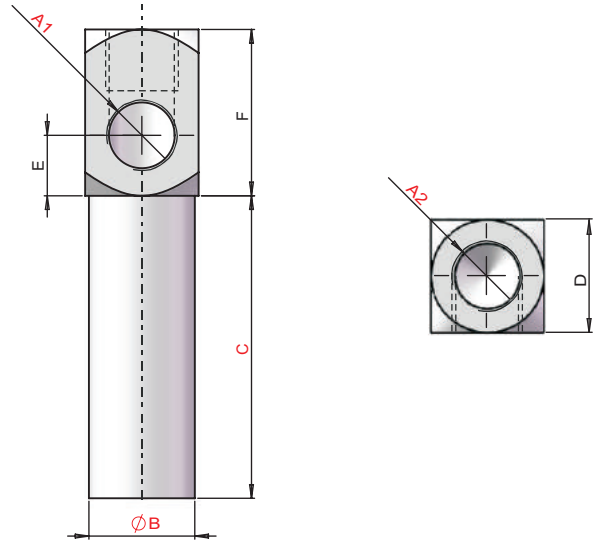
快换

夹具组件

气动剪刀

真空组件



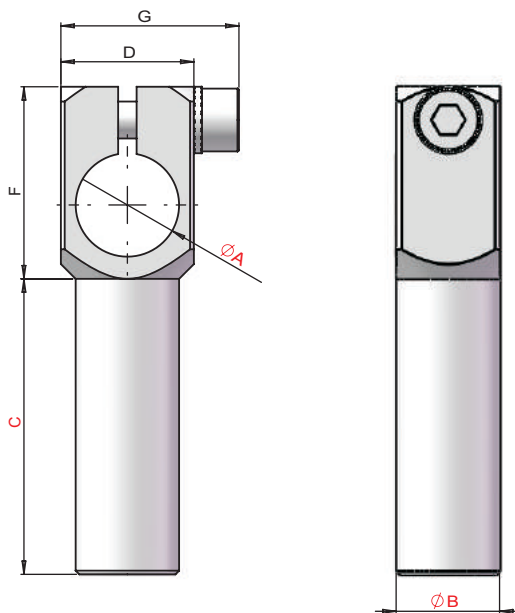
附件



货号(PN)	型号(Model)	A1(mm)	A2(mm)	B(mm)	C(mm)	D(mm)	E(mm)	F(mm)	重量(Weight)
7.Y00410	SVE-M51030	M5	M5	Ø10	30	11	6	16	10g
7.Y00411	SVE-M51060	M5	M5	Ø10	60	11	6	16	13g
7.Y00412	SVE-M51090	M5	M5	Ø10	90	11	6	16	17g
7.Y00772	SVE-M51230	M5	M5	Ø12	30	13	7	17	12g
7.Y00773	SVE-M51260	M5	M5	Ø12	60	13	7	17	15g
7.Y00774	SVE-M51290	M5	M5	Ø12	90	13	7	17	19g
7.Y00413	SVE-G181440	G1/8	G1/8	Ø14	40	15	8	22	17g
7.Y00414	SVE-G181480	G1/8	G1/8	Ø14	80	15	8	22	25g
7.Y00415	SVE-G1814120	G1/8	G1/8	Ø14	120	15	8	22	32g
7.Y00008	SVE-G142050	G1/8	G1/4	Ø20	50	20	8	23	40g
7.Y00009	SVE-G1420100	G1/8	G1/4	Ø20	100	20	8	23	60g
7.Y00010	SVE-G1420150	G1/8	G1/4	Ø20	150	20	8	23	75g

# 夹腿 Clamp Leg

运用实例 / Application example



货号(PN)	型号(Model)	A(mm)	B(mm)	C(mm)	D(mm)	F(mm)	G(mm)	重量(Weight)
7.Y00398	SCA1-1010L30	Ø10	Ø10	30	14	19	19	10g
7.Y00399	SCA1-1010L60	Ø10	Ø10	60	14	19	19	15g
7.Y00400	SCA1-1010L90	Ø10	Ø10	90	14	19	19	20g
7.Y00769	SCA1-1212L30	Ø12	Ø12	30	19	21	21	13g
7.Y00770	SCA1-1212L60	Ø12	Ø12	60	19	21	21	18g
7.Y00771	SCA1-1212L90	Ø12	Ø12	90	19	21	21	23g
7.Y00401	SCA1-1414L40	Ø14	Ø14	40	18	26	24	20g
7.Y00402	SCA1-1414L80	Ø14	Ø14	80	18	26	24	30g
7.Y00403	SCA1-1414L120	Ø14	Ø14	120	18	26	24	40g
7.Y00404	SCA1-2020L50	Ø20	Ø20	50	25	32	31	45g
7.Y00405	SCA1-2020L100	Ø20	Ø20	100	25	32	31	70g
7.Y00406	SCA1-2020L150	Ø20	Ø20	150	25	32	31	105g
7.Y00407	SCA1-3030L80	Ø30	Ø30	80	40	44	46	170g
7.Y00408	SCA1-3030L140	Ø30	Ø30	140	40	44	46	230g
7.Y00409	SCA1-3030L200	Ø30	Ø30	200	40	44	46	300g
7.Y00996	SCA2-2020L50	Ø20	Ø20	50	25	32	31	65g
7.Y01000	SCA2-2020L100	Ø20	Ø20	100	25	32	31	86g
7.Y00997	SCA2-2020L150	Ø20	Ø20	150	25	32	31	101g
7.Y01006	SCA2-3030L80	Ø30	Ø30	80	35	43	42	209g
7.Y01005	SCA2-3030L140	Ø30	Ø30	140	35	43	42	288g
7.Y01001	SCA2-3030L200	Ø30	Ø30	200	35	43	42	344g

型材 / SUS Tube

支架模组

快换

夹组件

气动剪刀

真空组件

附件

# 旋转支撑 Swivelling Support

运用实例 / Application example

型材 / SUS Tube

支架模组

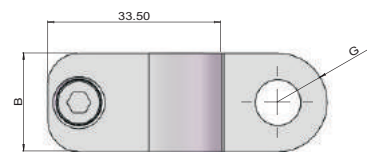
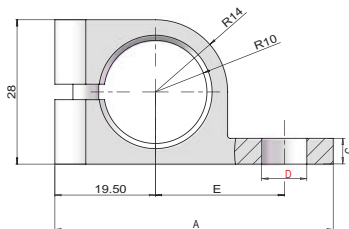
快换

夹具组件


气动剪刀

真空组件

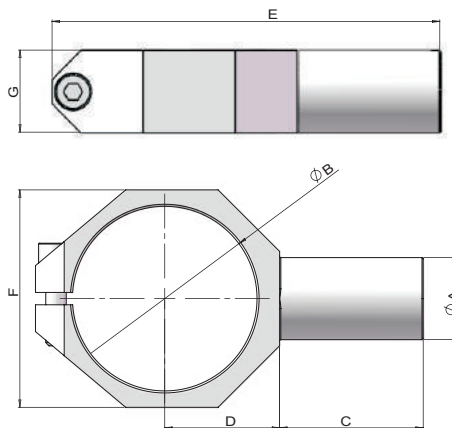

附件



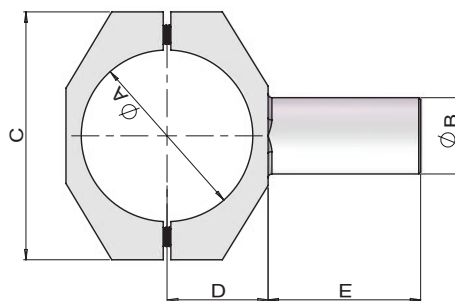


货号(PN)	7.Y00236	7.Y00234
规格(Spec)	SCC-20G18	SCC-20M16
A(mm)	54	60.5
B(mm)	19	24
C(mm)	5	6
D(mm)	G1/8	M16×1
E(mm)	25	29
G(mm)	R9.5	R12
重量(Weight)	30g	40g



## NR剪刀固定支架 NR Nipper Mounting Bracket

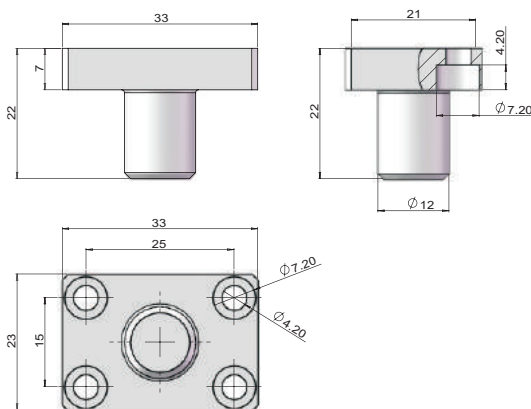



货号(PN)	7.Y00331	7.Y00261	7.Y00742
型号(Model)	SCE-NR20	SCE-NR30	SCE-NR50
A(mm)	Ø20	Ø20	Ø30
B(mm)	Ø45	Ø56	Ø75
C(mm)	35	40	48
D(mm)	28	33	41
E(mm)	94.5	111	138
F(mm)	53	65	83
G(mm)	20	25	40
重量(Weight)	65g	110g	308g



货号(PN)	7.Y00692	7.Y00693
型号(Model)	SCE1-NS20	SCE1-NS30
A(mm)	Ø45	Ø56
B(mm)	Ø20	Ø20
C(mm)	65	76
D(mm)	27	33
E(mm)	40	40
F(mm)	25	25
G(mm)	94	106
重量(Weight)	111g	123g

## NY05 剪刀固定块 NY05 Fixing Block



货号(PN)	型号(Model)	重量(Weight)
7.Y00796	SCE2-05	17g

型材 / SUS Tube

支架模组

快换

夹具组件

气动剪刀

真空组件

附件



## NY10.NY15 剪刀固定块 NY10.NY15 Fixing Block

型材 / SUS Tube

支架模组

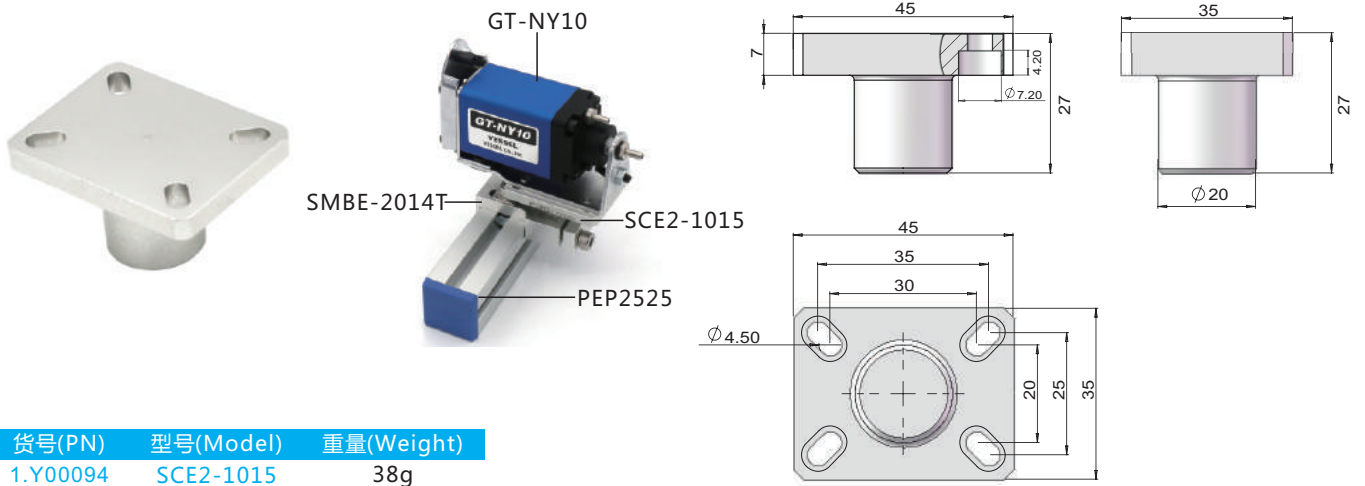
快换

夹具组件

气动剪刀

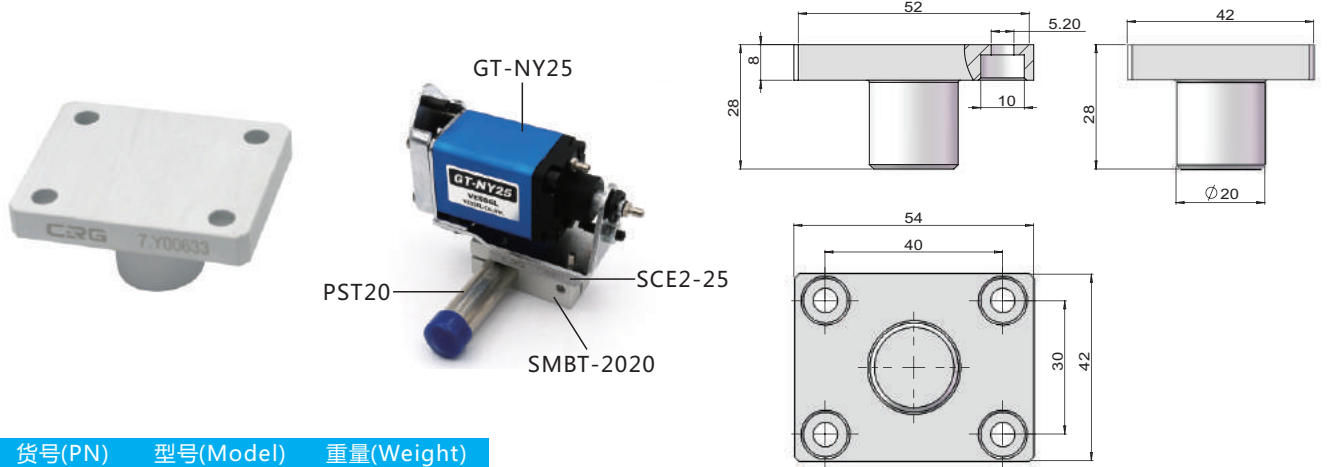
真空组件

附件



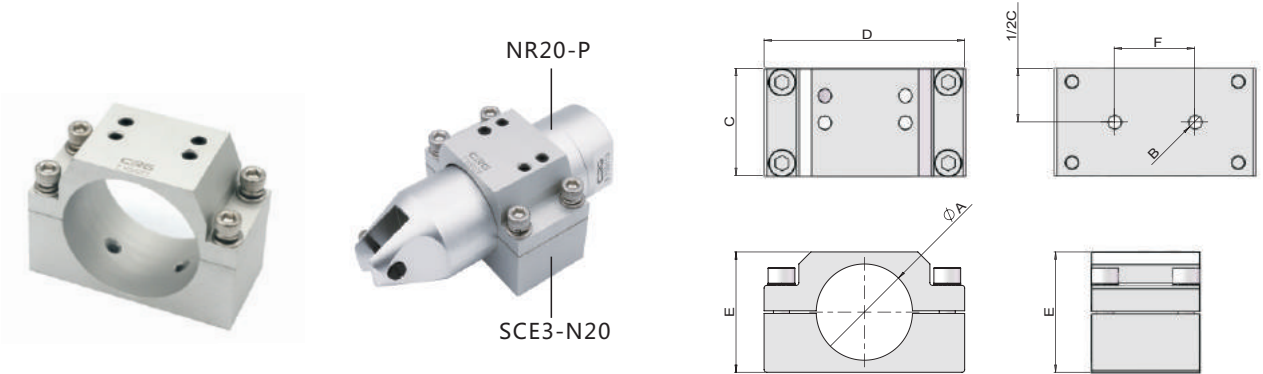
货号(PN)	型号(Model)	重量(Weight)
1.Y00094	SCE2-1015	38g

## NY25 剪刀固定块 NY25 Fixing Block




货号(PN)	型号(Model)	重量(Weight)
7.Y00633	SCE2-25	61g

## 剪刀固定支架 Nipper Bracket




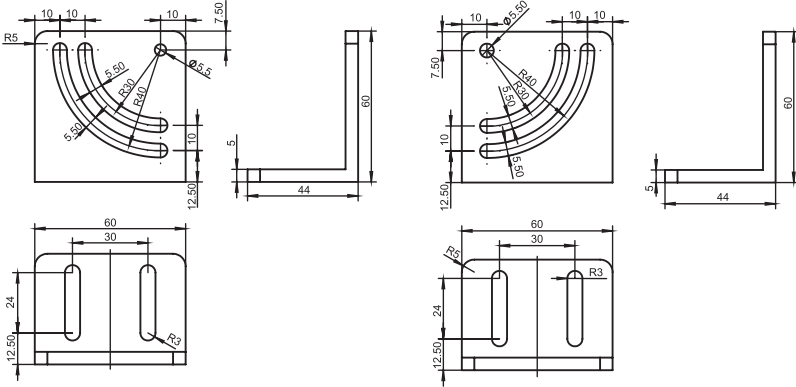
货号(PN)	型号(Model)	A	B	C	D	E	F	重量(Weight)
7.Y00075	SCE3-N10	Ø36	M6	40	75	45	30	246g
7.Y00076	SCE3-N20	Ø45	M6	40	75	53	30	228g
7.Y00077	SCE3-N30	Ø56	M6	40	86	63	30	267g

## 气剪安装支架 Gas Cut Bracket

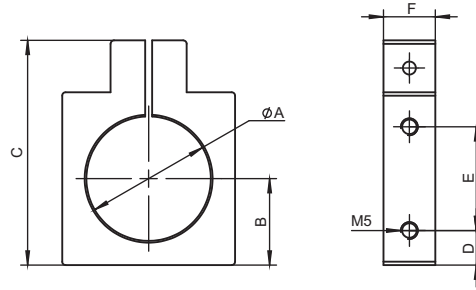


货号(PN)	7.Y00868
型号(Model)	SCE4-NR(L,R)

※L.R配对销售  
 ※GT-NR用  
 ※重量: 65.5g  
 ※L.R mate sales  
 ※GT-NRuse  
 ※Weight: 65.5g




## 气剪固定支架 Gas cut fixation



货号(PN)	型号(Model)	A	B	C	D	E	F	重量(Weight)
7.Y00146	SCE4-NR30	56	35	85	10	40	15	111g
7.Y00147	SCE4-NR20	45	30	75	10	40	15	93g
7.Y00148	SCE4-NR10	36	25	65	10	30	15	72g

## 剪刀水口夹可旋转安装支架 Adjustable Nipper Mounting Clamps



货号(PN)	型号(Model)	A	B	C	D	E	重量(Weight)
7.Y00946	SCE-NR20-D10	Ø45	Ø10	56.5	93	65	57.5
7.Y00947	SCE-NR20-D12	Ø45	Ø12	56.5	93	65	55.5
7.Y00948	SCE-NR30-D10	Ø56	Ø10	62.5	104.5	77	67.5
7.Y00949	SCE-NR30-D12	Ø56	Ø12	62.5	104.5	77	65.5

型材  
SUS Tube

支架模组  
Stents Module

快换  
Quick Changer

夹具组件  
Grip Module

气动剪刀  
Air Nipper

真空组件  
Vacuum Module

附件  
Accessory Components

# 机械手固定支架 Access Robot Bracket

型材 / SUS Tube

支架模组

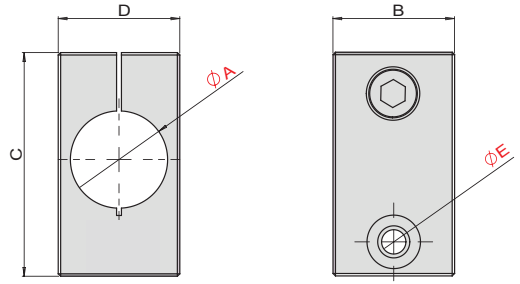
快换

夹具组件

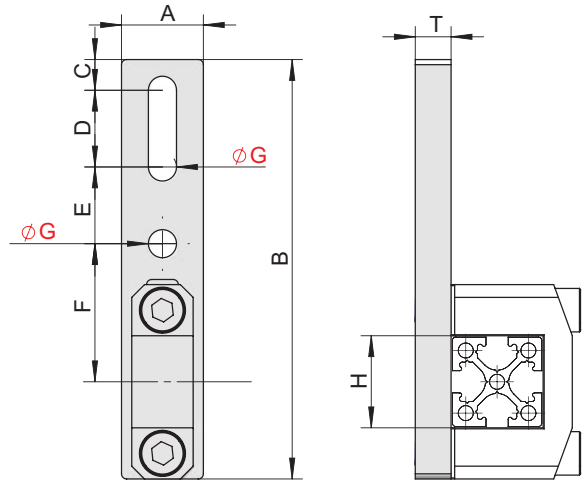
气动剪刀

真空组件

附件





货号(PN)	型号(Model)	A	B	C	D	E	重量(Weight)
7.Y00051	SMBH1-8M5	Ø8	14	35	12	Ø5.5	15g
7.Y00052	SMBH1-8M6	Ø8	14	35	12	Ø6.5	12g
7.Y00053	SMBH1-12M5	Ø12	20	39	16	Ø5.5	30g
7.Y00002	SMBH1-12M6	Ø12	20	39	16	Ø6.5	25g
7.Y00054	SMBH1-12M8	Ø12	20	45	25	Ø9	42g
7.Y00055	SMBH1-20M6	Ø20	20	50	25	Ø6.5	48g
7.Y00056	SMBH1-20M8	Ø20	20	50	25	Ø9	51g




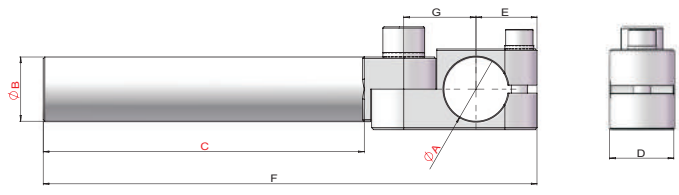
货号(PN)	型号(Model)	A	B	C	D	E	F	G	H	T	重量(Weight)
7.Y00869	SMBE7-18M5	16	82	6	15	15	27	Ø5.5	18	7	20.5g
7.Y00870	SMBE7-18M6	16	82	6	15	15	27	Ø6.5	18	7	20g
7.Y00871	SMBE7-25M5	16	90	7	15	15	30.5	Ø5.5	25	7	22.5g
7.Y00872	SMBE7-25M6	16	90	7	15	15	30.5	Ø6.5	25	7	22g

运用实例 / Application example



# 弯臂 Elbow Arm

运用实例 / Application example



货号(PN)	型号(Model)	A(mm)	B(mm)	C(mm)	D(mm)	E(mm)	F(mm)	G(mm)	重量(Weight)
7.Y00388	SEA-1010L60	Ø10	Ø10	60	10	13	93	12.5	20g
7.Y00776	SEA-1212L60	Ø12	Ø12	60	12	15	98	14.5	22g
7.Y00389	SEA-1414L40	Ø14	Ø14	40	14	16	82	16.5	32g
7.Y00390	SEA-1414L80	Ø14	Ø14	80	14	16	122	16.5	42g
7.Y00391	SEA-1414L120	Ø14	Ø14	120	14	16	162	16.5	50g
7.Y00392	SEA-2020L50	Ø20	Ø20	50	20	19	104	22.5	70g
7.Y00393	SEA-2020L100	Ø20	Ø20	100	20	19	154	22.5	90g
7.Y00394	SEA-2020L150	Ø20	Ø20	150	20	19	204	22.5	120g
7.Y00395	SEA-3030L80	Ø30	Ø30	80	30	27	160	34.8	235g
7.Y00396	SEA-3030L140	Ø30	Ø30	140	30	27	220	34.8	300g
7.Y00397	SEA-3030L200	Ø30	Ø30	200	30	27	280	34.8	360g

型材 / SUS Tube

支架模组  
Stents Module

快换  
Quick Changer

夹具组件  
Grip Module

气动剪刀  
Air Nipper

真空组件  
Vacuum Module

附件  
Accessory Components

# 重型弯臂 Heavy Duty Elbow Arm

运用实例 / Application example

型材 / SUS Tube

支架模组

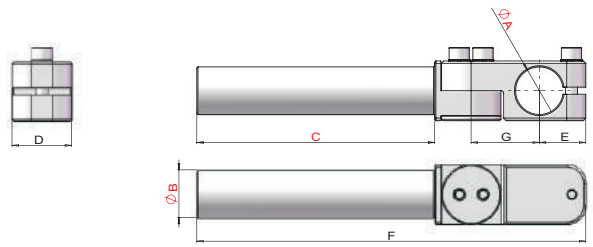
快换

夹具组件

气动剪刀

真空组件

附件



VFE2026-G18

SEAH-2020L50

SMBE1-2060



GFR20-95

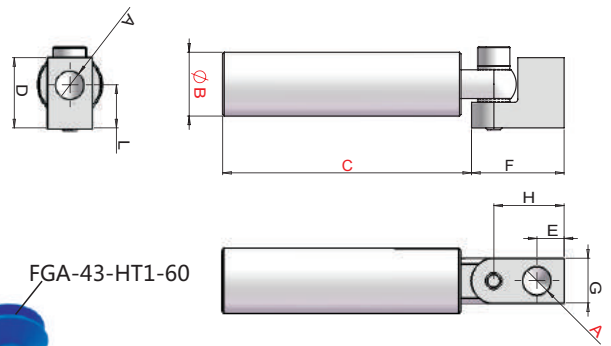
SEAH-2020L50

SMBE1-2060

货号(PN)	7.Y00350	7.Y00351	7.Y00166	7.Y00352	7.Y00353	7.Y00354
型号(Model)	SEAH-2020L50	SEAH-2020L100	SEAH-2020L150	SEAH-3030L80	SEAH-3030L140	SEAH-3030L200
A(mm)	Ø20	Ø20	Ø20	Ø30	Ø30	Ø30
B(mm)	Ø20	Ø20	Ø20	Ø30	Ø30	Ø30
C(mm)	50	100	150	80	140	200
D(mm)	25	25	25	35	35	35
E(mm)	19.5	19.5	19.5	27.3	27.3	27.3
F(mm)	113.5	163.5	213.5	168.5	228.5	288.5
G(mm)	28.7	28.7	28.7	40.7	40.7	40.7
重量(Weight)	95g	115g	130g	330g	380g	435g

# 真空吸盘弯臂 Elbow Arm For Vacuum Cup

运用实例 / Application example



FGA-43-HT1-60

FGA-43-HT1-60

VM04-G14

VM04-G14

SEAV-G1420L75

SEAV-G1420L75

SMBE4-2012

SMBE2-2060

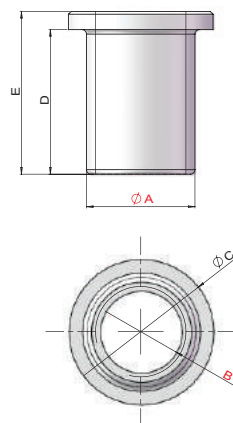
PEP2525

PEP2518

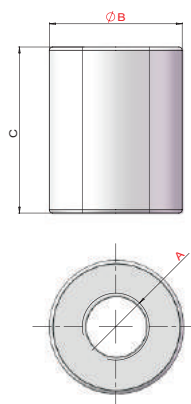
货号(PN)	型号(Model)	A(mm)	B(mm)	C(mm)	D(mm)	E(mm)	F(mm)	G(mm)	H(mm)	L(mm)	重量(Weight)
7.Y00432	SEAV-M510L45	M5	Ø10	45	16.5	5.5	19	10	14	11	18g
7.Y00433	SEAV-M510L90	M5	Ø10	90	16.5	5.5	19	10	14	11	27g
7.Y00258	SEAV-G1814L60	G1/8	Ø14	60	22	8.5	29	14	22	13.5	33g
7.Y00434	SEAV-G1814L120	G1/8	Ø14	120	22	8.5	29	14	22	13.5	50g
7.Y00435	SEAV-G1820L78	G1/8	Ø20	78	22	8.5	29	14	22	13.5	60g
7.Y00247	SEAV-G1820L153	G1/8	Ø20	153	22	8.5	29	14	22	13.5	100g
7.Y00436	SEAV-G1420L75	G1/4	Ø20	75	27	12	38	20	28	15	75g
7.Y00437	SEAV-G1420L150	G1/4	Ø20	150	27	12	38	20	28	15	115g



## 套筒螺母 Bush Nut

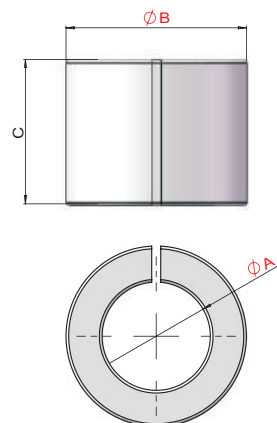


货号(PN)	型号(Model)	A	B	C	D	E	重量(Weight)
7.Y00271	SBNA-8M5	Ø8	M5x0.8	Ø12	8	10	1g
7.Y00272	SBNA-8M6	Ø8	M6x1.0	Ø12	8	10	1g
7.Y00273	SBNA-12M5	Ø12	M5x0.8	Ø16	16	18	5g
7.Y00274	SBNA-12M10	Ø12	M10x1.0	Ø16	16	18	3g
7.Y00276	SBNA-20M12	Ø20	M12x1.0	Ø24	16	18	11g
7.Y00277	SBNA-20M17	Ø20	M17x1.0	Ø24	16	18	5g



货号(PN)	型号(Model)	A	B	C	重量(Weight)
7.Y00275	SBNB-12PT18	PT1/8	Ø12	16	2g
7.Y00278	SBNB-20PT18	PT1/8	Ø20	25	17g

## 套筒 Bush



货号(PN)	型号(Model)	A	B	C	重量(Weight)
7.Y00280	SBND-1208	Ø8	Ø12	16	6g
7.Y00281	SBND-2012	Ø12	Ø20	16	9g
7.Y00282	SBND-2008	Ø8	Ø20	16	11g

型材 / SUS Tube

支架模组

快换

夹具组件

气动剪刀

真空组件

附件

型材 / SUS Tube

支架模组

快换

夹具组件

气动剪刀

真空组件

附件



## 机器人末端快换装置

### 产品优势/Product advantages

#### 高精度

活塞调节机器人侧与夹具侧起到定位作用，提供了较高重复定位精度。百万次循环测试表明实际精度要远远高于推荐值。

#### 高强度

大缸径设计的锁紧活塞具备强大的锁紧力，CRG机器人末端快速装置具有强大的抗力矩能力。锁紧时不会因为高速的移动产生晃动，避免了锁紧失效，保证了重复定位精度。

#### 高性能

多锥面的设计锁紧机构，选用了长寿命密封组件，采用了高品质的弹性接触式探针，保证了信号模块的紧密接触。

#### high-precision

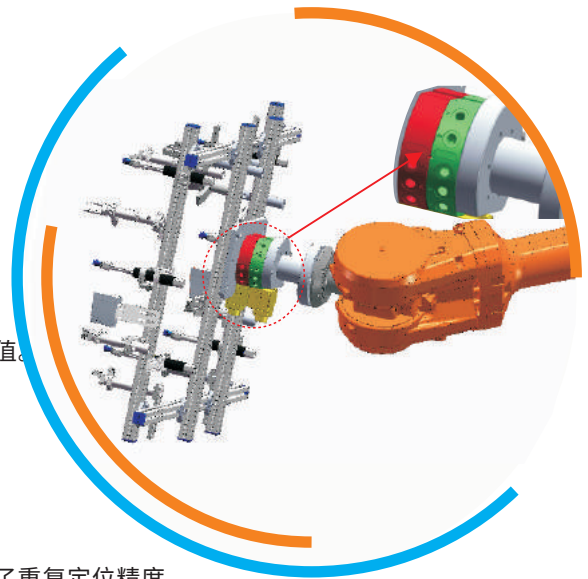
The piston adjusting robot side and fixture side play the role of positioning, which provides high repeat positioning accuracy. One million cycle tests show that the actual accuracy is much higher than the recommended value.

#### high strength

The locking piston with large cylinder diameter has strong locking force, CRG robot end fast device has strong anti torque ability. When locking, there will be no shaking due to high-speed movement, thus avoiding locking failure and ensuring repeated positioning accuracy.

#### High performance


The locking mechanism with multi conical surface design, long life sealing components and high quality elastic contact probe are adopted to ensure the close contact of signal module.



自动快换安装使用示例  
Quick Changer Installation example

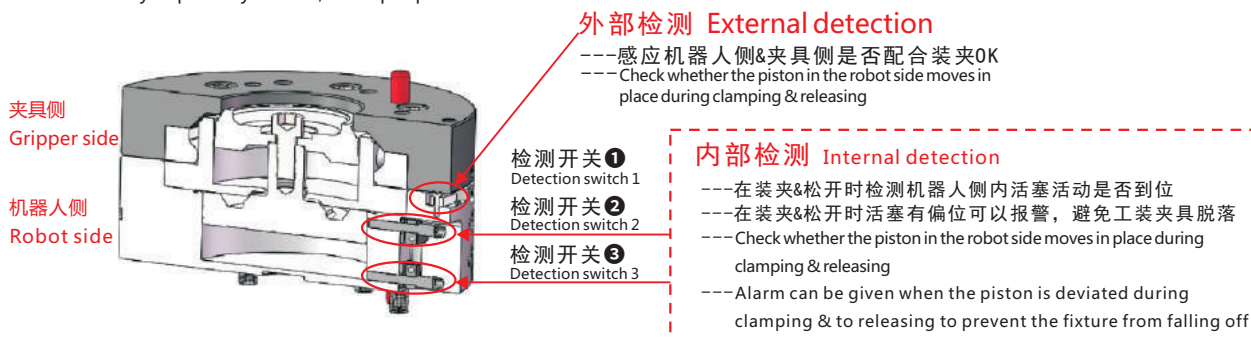
# 自动快速转换模块 Quick Changer

型号(Model)	QCA05	QCA15	QCA35	QCA50	QCA100	QCA200
建议负载 Recommended payload	3~5kg	10~15kg	25~35kg	35~50kg	70~100kg	150~300kg
机器人侧 Robot side	QCA-05R	QCA-15R	QCA-35R	QCA-50R	QCA-100R	QCA-200R
夹具侧 Gripper side	QCA-05G	QCA-15G	QCA-35G	QCA-50G	QCA-100G	QCA-200G
气路 Gas path	6-M5	6-M5	8-G 1/8	9-G 1/8	7-G 3/8	12-G 3/8
锁紧力@80Psi (5.5Bar) Locking Force@80Psi (5.5Bar)	620N	1150N	2900N	4600N	12000N	16000N
产品重量 Product weight	0.37 kg	0.27 kg	1.35 kg	1.68 kg	5.13 kg	9.00kg



## 安全性能 (选配) / Safety capability (option)

三个安全性能开关，多重防护  
Three safety capability switch, multiple protection



型材 / SUS Tube

支架模组  
Stents Module

快速  
Quick Changer

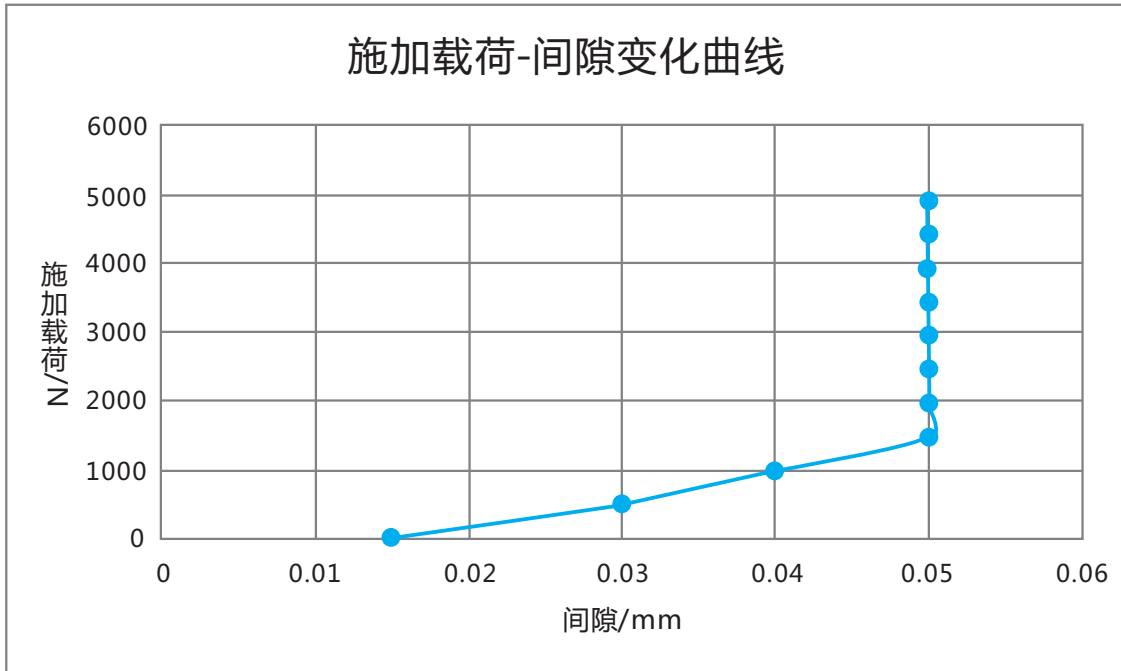
夹具组件  
Gripper Module

气动剪刀  
Air Nipper

真空组件  
Vacuum Module

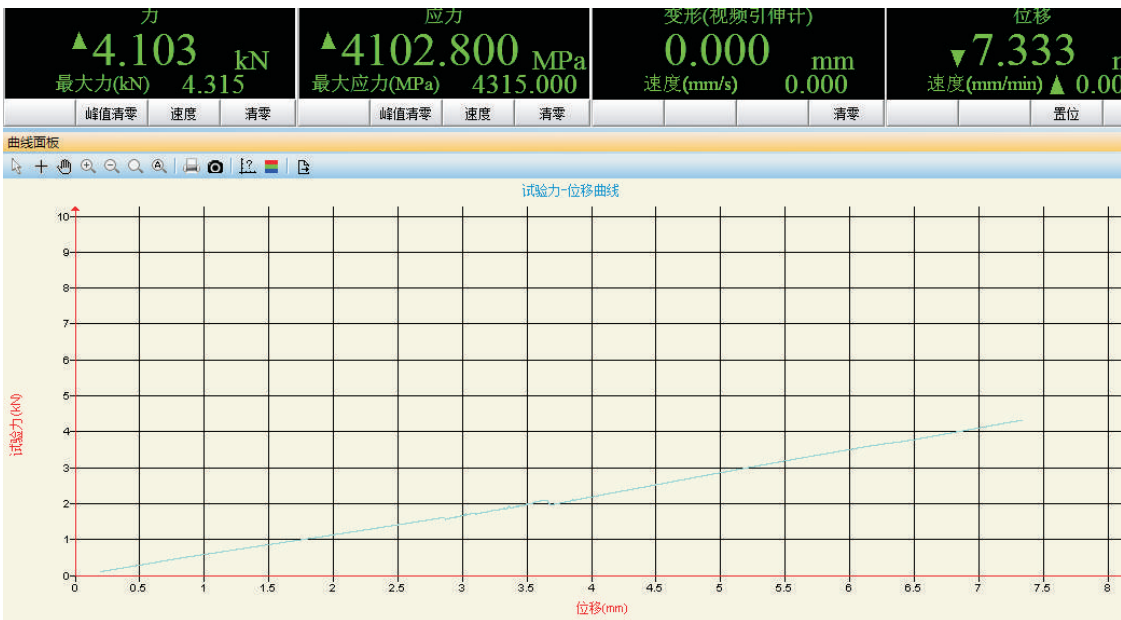
附件  
Accessory Components

## 额定负载试验

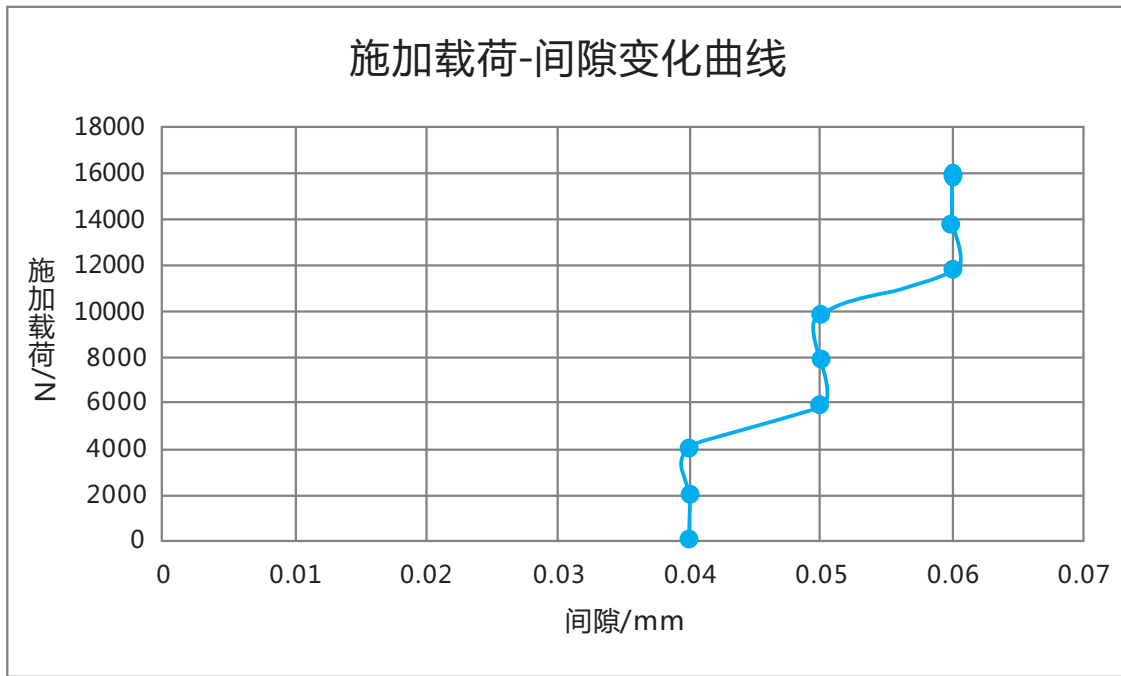


QCA-200自动快换

## X-Y静态承载力矩试验



## 最大负载试验



QCA-200自动快换

## Z向静态承载力矩试验



型材 / SUS Tube

支架模组  
Stents Module

快换  
Quick Changer

夹具组件  
Grip Module

气动剪刀  
Air Nipper

真空组件  
Vacuum Module

附件  
Accessory Components



# 模块类型 Module Type

型材 SUS Tube

支架模组

快换

夹具组件

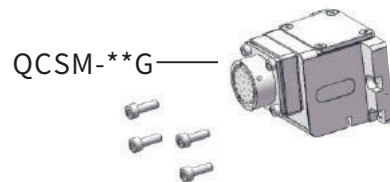
气动剪刀

真空组件

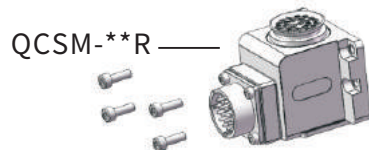
附件



夹具侧模块安装方式  
Module Mounting mode on gripper side



机器人侧模块安装方式  
Module Mounting mode on robot side



描述Description		15 pins		15 pins	
		机器人侧 Robot side	夹具侧 Gripper side	机器人侧 Robot side	夹具侧 Gripper side
信号模块 Signal module		QCSM-15R1	QCSM-15G1	QCSM-15R2	QCSM-15G2
		接插件 (母头) connector (female)	接插件 (公头) connector (male)	接插件 (母头) connector (female)	接插件 (公头) connector (male)
信号接头或电缆 Signal connector or cable		DB15R1-1000 <sup>①</sup>	DB15G1-1000 <sup>①</sup>	D-Sub15R2-1000 <sup>①</sup>	D-Sub15G2-1000 <sup>①</sup>
QCA-05	QCA-05R	✓			
	QCA-05G		✓		
QCA-15	QCA-15R	✓			
	QCA-15G		✓		
QCA-35	QCA-35R			✓	
	QCA-35G				✓
QCA-50	QCA-50R			✓	
	QCA-50G				✓
QCA-100	QCA-100R			✓	
	QCA-100G				✓
QCA-200	QCA-200R			✓	
	QCA-200G				✓
电气特性 Electrical characteristics	电压 Voltage	50V		50V	
	电流 Current	2.5A		2.5A	

① 连接线材长为1米 The wire's length is 1 meters

② 仅接头，不含线材 Joint only, no wire



# 自动快速转换模块 Quick Changer

型材 · SUS Tube  
Profile · SUS Tube

支架模组  
Stents Module

快换  
Quick Changer

夹具组件  
Grip Module

气动剪刀  
Air Nipper

真空组件  
Vacuum Module

附件  
Accessory Components

## QCA-05



机器人侧  
Robot side

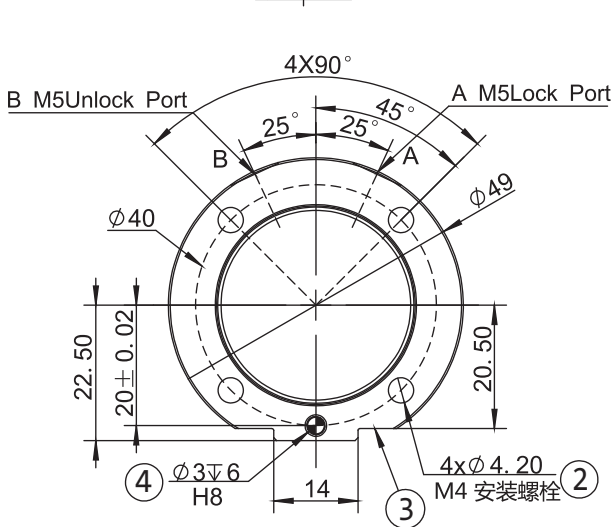
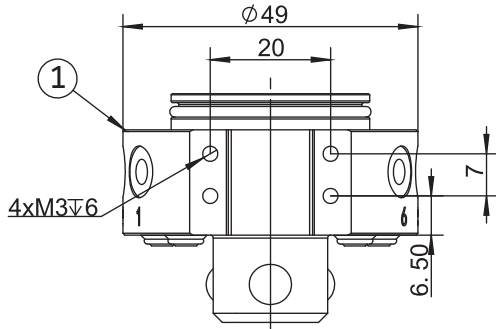


夹具侧  
Gripper side

货号(PN)	8.Y00355
型号(Model)	QCA-05R

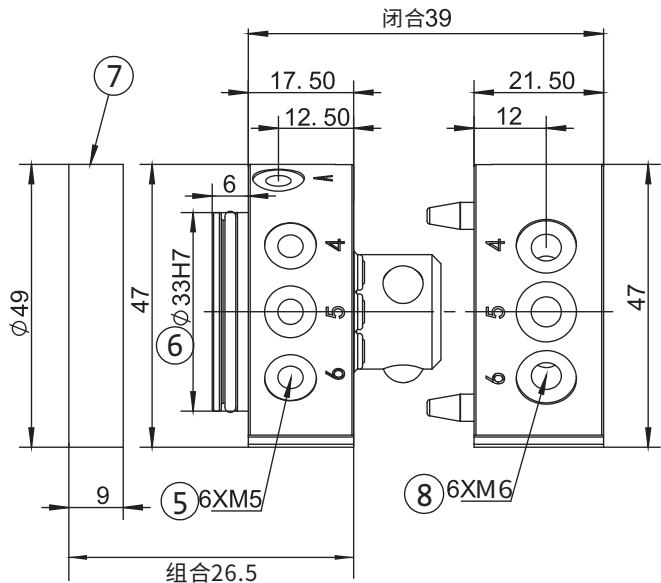
\*材质: 钢性材料  
\*Material: steel

货号(PN)	8.Y00356
型号(Model)	QCA-05G



机器人侧  
Robot side

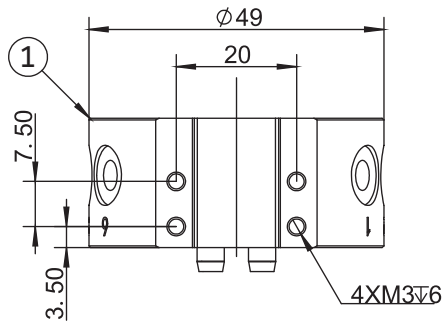
- A. 空气接口锁紧 The air connection locked
- B. 空气接口松开 Air connection released
- 1. 机械人侧连接 Robot side connection
- 2. 螺纹连接用通孔 Threaded through-holes
- 3. 选配件安装面 Optional mounting surface



- 4. 连接用定位销 Positioning pin
- 5. 直通型气孔 Straight through air hole
- 6. 中心定位用 Central positioning
- 7. 防护底座 Protective base
- 8. 直通型气孔 Straight through air hole

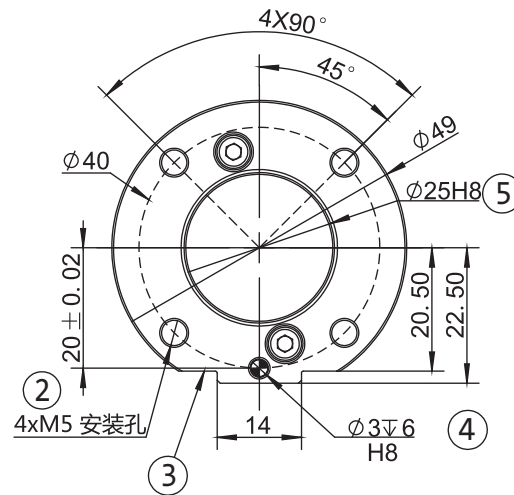
## 产品参数/Parameter

- |                              |  |
|------------------------------|--|
| 1.建议额定载荷: 3~5 kg             | 1.Recommended rated load : 3~5kg                 |
| 2.锁紧力@80Psi (5.5Bar) 620N    | 2.Locking force@80Psi (5.5Bar) 620 N             |
| 3.静态承载力矩 (X&Y) : 23.4Nm      | 3.Static Load torque ( X&Y ) : 23.4 Nm           |
| 4.静态承载力矩 (Z) : 31.5 Nm       | 4.Static Load torque ( Z ) : 31.5 Nm             |
| 5.位置重复精度 (X,Y&Z) : ±0.015 mm | 5.Repeatability accuracy ( X,Y&Z):±0.015 mm      |
| 6.重量-锁紧后: 0.37 kg            | 6.Weight after locked : 0.37 kg                  |
| 7.机器人侧重量: 0.29 kg            | 7.Robot side' s weight : 0.29kg                  |
| 8.夹具侧重量: 0.08 kg             | 8.Gripper side' s weight: 0.08 kg                |
| 9.最大允许角偏移±1°                 | 9.Maximum allowable angle deviation: ±1°         |
| 10.直通型气孔尺寸 (数量) :(6) M5      | 10.Size of straight air hole (quantity) : (6) M5 |



夹具侧  
Gripper side

- 1.夹具侧连接用 Gripper side connection
- 2.螺纹连接用孔 Threaded holes
- 3.选配件安装面 Optional mounting surface



- 4.连接用定位销 Positioning pin
- 5.中心定位 Central positioning

## 模块类型/Module Type

产品名称 Product name	型号 Model	货号 PN	工作电压 Working Voltage	工作电流 Working Current	接插件 Connector	接插件货号 Connector PN
机器人侧信号模块 Robot side signal module	QCSM-15R1	7.Y00965	50V	2.5A	DB15R1-1000 <sup>①</sup>	1.Y10163
夹具侧信号模块 Gripper side signal module	QCSM-15G1	7.Y00966	50V	2.5A	DB15G1-1000 <sup>①</sup>	1.Y10437

① 连接线线材长为1米 The wire's length is 1 meters

# 自动快速转换模块 Quick Changer

型材 · SUS Tube

支架模组

快速转换

夹具组件

气动剪刀

真空组件

附件

## QCA-15



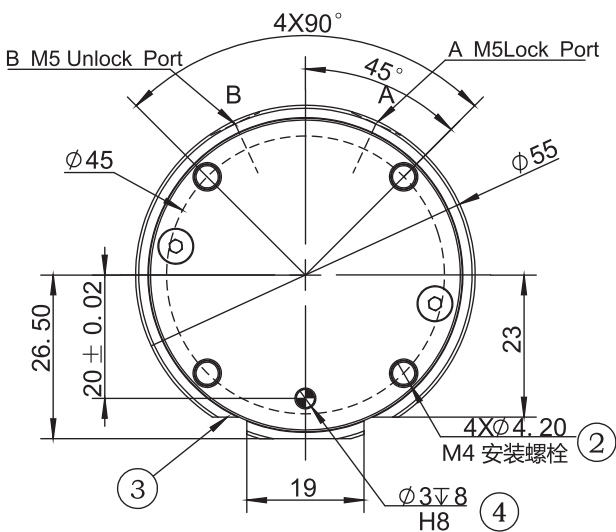
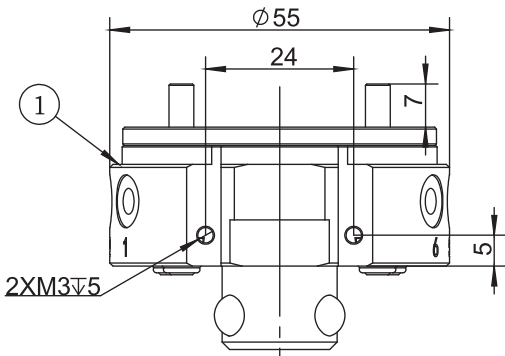
机器人侧  
Robot side

货号(PN)	8.Y00353
型号(Model)	QCA-15R



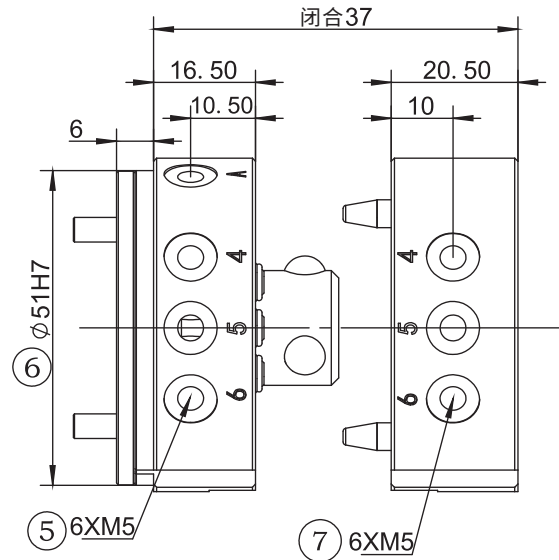
夹具侧  
Gripper side

货号(PN)	8.Y00354
型号(Model)	QCA-15G



机器人侧  
Robot side

- A. 空气接口锁紧 The air connection locked
- B. 空气接口松开 Air connection released
- 1. 机械人侧连接 Robot side connection
- 2. 螺纹连接用通孔 threaded through-holes
- 3. 选配件安装面 Optional mounting surface

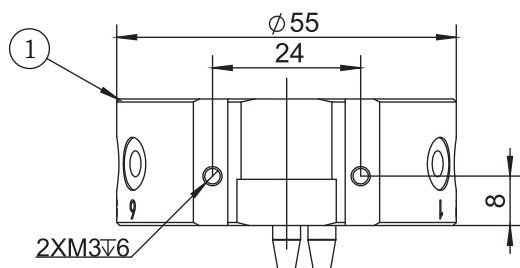


- 4. 连接用定位销 Positioning pin
- 5. 直通型气孔 Straight through air hole
- 6. 中心定位用 Central positioning
- 7. 直通型气孔 Straight through air hole



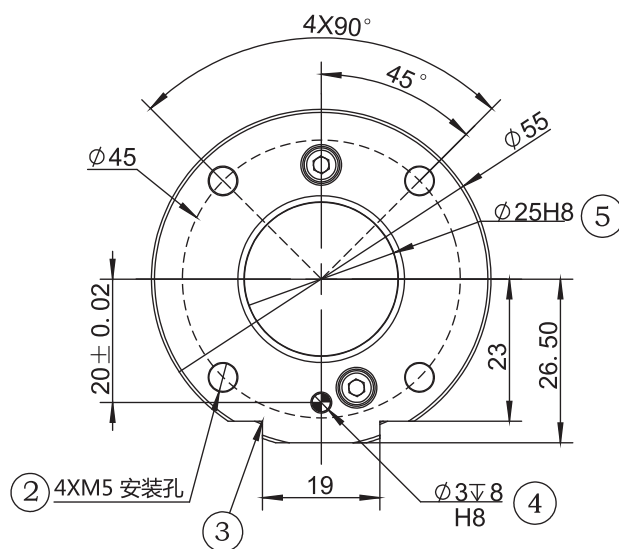
## 产品参数/Parameter

- |                              |  |
|------------------------------|--|
| 1. 建议额定载荷: 10~15 kg          | 1.Recommended rated load : 10~15kg               |
| 2. 锁紧力@80Psi (5.5Bar) 1150N  | 2.Locking force@80Psi ( 5.5Bar) 1150 N           |
| 3. 静态承载力矩 (X&Y): 26.5Nm      | 3.Static Load torque ( X&Y ) : 26.5 Nm           |
| 4. 静态承载力矩 (Z): 35.3 Nm       | 4.Static Load torque ( Z ) : 35.3 Nm             |
| 5. 位置重复精度 (X,Y&Z): ±0.015 mm | 5.Repeatability accuracy ( X,Y&Z):±0.015 mm      |
| 6. 重量-锁紧后: 0.27 kg           | 6.Weight after locked : 0.27 kg                  |
| 7. 机器人侧重量: 0.17 kg           | 7.Robot side's weight : 0.17 kg                  |
| 8. 夹具侧重量: 0.1 kg             | 8.Gripper side's weight: 0.1 kg                  |
| 9. 最大允许角偏移±1°                | 9.Maximum allowable angle deviation: ±1°         |
| 10. 直通型气孔尺寸 (数量) : (6) M5    | 10.Size of straight air hole (quantity) : (6) M5 |



夹具侧  
Gripper side

1. 夹具侧连接用 Gripper side connection
2. 螺纹连接用孔 Threaded holes
3. 选配件安装面 Optional mounting surface



4. 连接用定位销 Positioning pin
5. 中心定位用 Central positioning

## 模块类型/Module Type

产品名称 Product name	型号 Model	货号 PN	工作电压 Working Voltage	工作电流 Working Current	接插件 Connector	接插件货号 Connector PN
机器人侧信号模块 Robot side signal module	QCSM-15R1	7.Y00965	50V	2.5A	DB15R1-1000 <sup>①</sup>	1.Y10163
夹具侧信号模块 Gripper side signal module	QCSM-15G1	7.Y00966	50V	2.5A	DB15G1-1000 <sup>①</sup>	1.Y10437

① 连接线材长为1米 The wire's length is 1 meters

型材  
钢管  
Profile  
SUS Tube

支架  
模组  
Stents  
Module

快  
换  
Quick  
Changer

夹  
具  
组  
件  
Grip  
Module

气  
动  
剪  
刀  
Air  
Nipper

真  
空  
组  
件  
Vacuum  
Module

附  
件  
Accessory  
Components

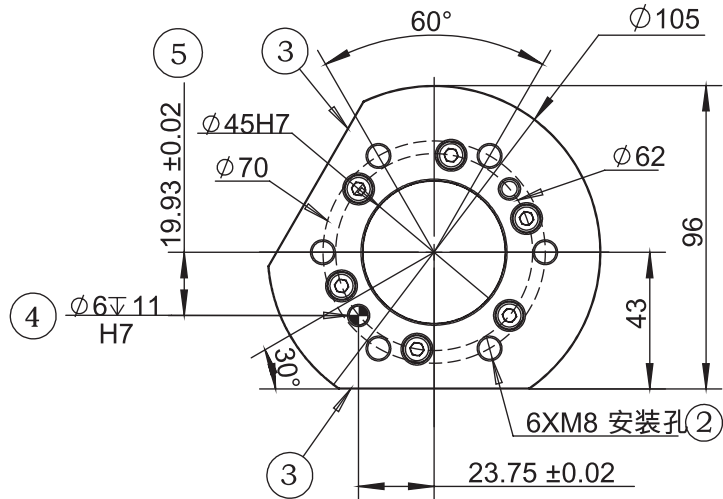
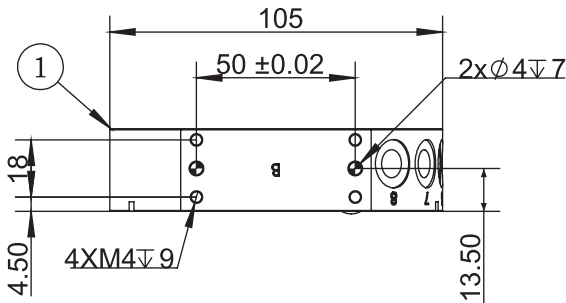


# 自动快速转换模块 Quick Changer

## 产品参数/Parameter

1. 建议额定载荷: 25~35 kg
2. 锁紧力@80Psi (5.5Bar) 2900N
3. 静态承载力矩 (X&Y): 88.5Nm
4. 静态承载力矩 (Z): 105 Nm
5. 位置重复精度 (X,Y&Z): ±0.015 mm
6. 重量-锁紧后: 1.35 kg
7. 机器人侧重量: 0.85 kg
8. 夹具侧重量: 0.5 kg
9. 最大允许角偏移±1°
10. 直通型气孔尺寸 (数量): (8) G1/8

1. Recommended rated load : 25~35kg
2. Locking force@80Psi ( 5.5Bar ) 2900 N
3. Static Load torque ( X&Y ) : 88.5 Nm
4. Static Load torque ( Z ) : 105 Nm
5. Repeatability accuracy ( X,Y&Z) ±0.015 mm
6. Weight after locked : 1.35 kg
7. Robot side' s weight : 0.85 kg
8. Gripper side' s weight: 0.5 kg
9. Maximum allowable angle deviation: ±1°
10. Size of straight air hole (quantity) : (8) G1/8



### 夹具侧

#### Gripper side

1. 夹具侧连接用 Gripper side connection
2. 螺纹连接用孔 Threaded holes
3. 选配件安装面 Optional mounting surface

4. 连接用定位销 Positioning pin
5. 中心定位用 Central positioning

## 模块类型/Module Type

产品名称 Product name	型号 Model	货号 PN	工作电压 Working Voltage	工作电流 Working Current	接插件 Connector	接插件货号 Connector PN
机器人侧信号模块 Robot side signal module	QCSM-15R2	7.Y00468	50V	2.5A	D-Sub15R2-1000 <sup>①</sup>	1.Y10080
夹具侧信号模块 Gripper side signal module	QCSM-15G2	7.Y00469	50V	2.5A	D-Sub15G2-1000 <sup>①</sup>	1.Y10081
机器人侧信号模块 Robot side signal module	QCSM-08R	7.Y00477	380V	30A	3108A22-23S <sup>②</sup>	1.Y10710
夹具侧信号模块 Gripper side signal module	QCSM-08G	7.Y00478	380V	30A	3108A22-23P <sup>②</sup>	1.Y10711
机器人侧信号模块 Robot side signal module	QCSM-19R	7.Y00954	220V	3A	MS3116F14-19S <sup>②</sup> CMB08E-14-19S(072)SR-B <sup>②</sup>	1.Y11420 1.Y11863
夹具侧信号模块 Gripper side signal module	QCSM-19G	7.Y00955	220V	3A	MS3116F14-19P <sup>②</sup> CMB08E-14-19P(072)SR-B <sup>②</sup>	1.Y11419 1.Y11864
机器人侧信号模块 Robot side signal module	QCSM-26R	7.Y00464	220V	3A	MS3116F16-26S <sup>②</sup> CMB08E-16-26S(072)SR-B <sup>②</sup>	1.Y11867 1.Y11865
夹具侧信号模块 Gripper side signal module	QCSM-26G	7.Y00465	220V	3A	MS3116F16-26P <sup>②</sup> CMB08E-16-26P(072)SR-B <sup>②</sup>	1.Y11369 1.Y11866

① 连接线线材长为1米 The wire's length is 1 meters

② 仅接头，不含线材 Joint only, no wire

## 气路扩展模块/Pneumatic Extension Module

产品名称 Product name	型号 Model	货号 PN	气路 Gas path	螺纹孔 Threaded hole
机器人侧气路扩展模块 Robot side Pneumatic Extension Module	QCAM-06G18R	7.Y01015	6	G1/8
夹具侧气路扩展模块 Gripper side Pneumatic Extension Module	QCAM-06G18G	7.Y01016	6	G1/8
机器人侧气路扩展模块 Robot side Pneumatic Extension Module	QCAM-06G18R-E	7.Y01018	6	G1/8
夹具侧气路扩展模块 Gripper side Pneumatic Extension Module	QCAM-06G18G-E	7.Y01019	6	G1/8

产品名称 Product name	型号 Model	货号 PN	气路 Gas path	螺纹孔 Threaded hole
机器人侧气路扩展模块 Robot side Pneumatic Extension Module	QCAM-10M5R	7.Y01053	10	M5
夹具侧气路扩展模块 Gripper side Pneumatic Extension Module	QCAM-10M5G	7.Y01054	10	M5

型材  
SUS Tube

支架  
Module

快速  
Changer

夹具  
Module

气动  
Nipper

真空  
Module

附件  
Components

# 自动快速转换模块 Quick Changer

型材  
SUS Tube

支架  
Module

快速  
Changer

夹具  
Module

气动  
Nipper

真空  
Module

附件  
Components

## QCA-50



机器人侧  
Robot side



夹具侧  
Gripper side

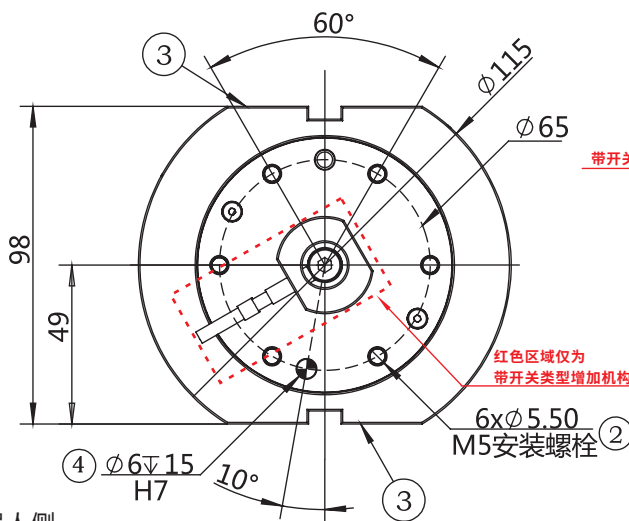
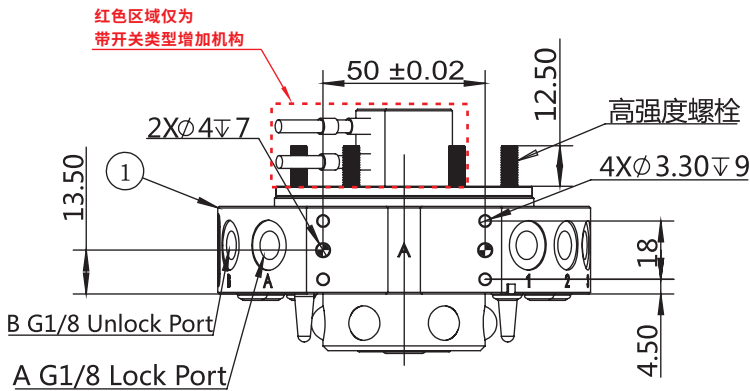


机器人侧带开关  
Robot side strap switch

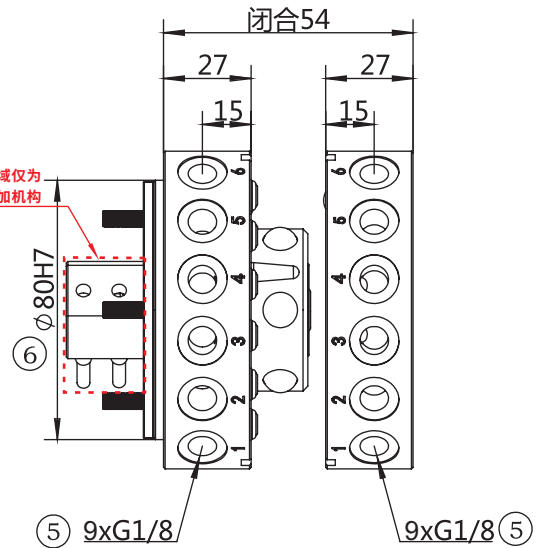
货号(PN)	8.Y00349
型号(Model)	QCA-50R

货号(PN)	8.Y00350
型号(Model)	QCA-50G

货号(PN)	8.Y00349-SP	8.Y00349-SN
型号(Model)	QCA-50R-SP	QCA-50R-SN
信号检测类别	PNP	NPN



机器人侧  
Robot side



- A.空气接口锁紧 The air connection locked
- B.空气接口松开 Air connection released
- 1.机械侧连接 Robot side connection
- 2.螺纹连接用通孔 Threaded through-holes

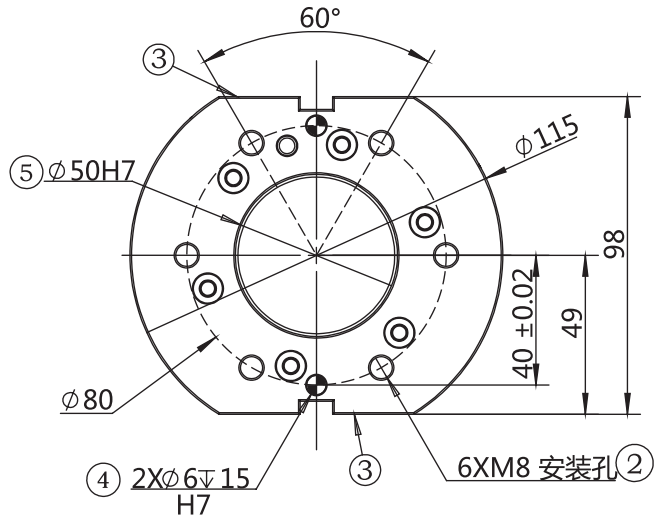
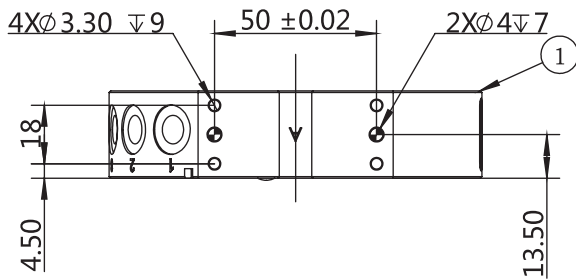
- 3.选配件安装面 Optional mounting surface
- 4.连接用定位销 Positioning pin
- 5.直通型气孔 Straight through air hole
- 6.中心定位用 Central positioning

# 自动快速转换模块 Quick Changer

## 产品参数/Parameter

1. 建议额定载荷: 35~50 kg
2. 锁紧力@80Psi (5.5Bar) 4600N
3. 静态承载力矩 (X&Y): 165Nm
4. 静态承载力矩 (Z): 226 Nm
5. 位置重复精度 (X,Y&Z):  $\pm 0.015$  mm
6. 重量-锁紧后: 1.68 kg
7. 机器人侧重量: 1.08 kg
8. 夹具侧重量: 0.6 kg
9. 最大允许角偏移  $\pm 1^\circ$
10. 直通型气孔尺寸 (数量): (9) 1/8

1. Recommended rated load : 35~50kg
2. Locking force@80Psi ( 5.5Bar) 4600 N
3. Static Load torque ( X&Y ) : 165 Nm
4. Static Load torque ( Z ) : 226 Nm
5. Repeatability accuracy ( X,Y&Z) $\pm 0.015$  mm
6. Weight after locked : 1.68 kg
7. Robot side' s weight : 1.08 kg
8. Gripper side' s weight: 0.6 kg
9. Maximum allowable angle deviation:  $\pm 1^\circ$
10. Size of straight air hole (quantity) : (9) 1/8



### 夹具侧 Gripper side

1. 夹具侧连接用 Gripper side connection
2. 螺纹连接用孔 Threaded holes
3. 选配件安装面 Optional mounting surface

4. 连接用定位销 Positioning pin
5. 中心定位用 Central positioning

## 模块类型/Module Type

产品名称 Product name	型号 Model	货号 PN	工作电压 Working Voltage	工作电流 Working Current	接插件 Connector	接插件货号 Connector PN
机器人侧信号模块 Robot side signal module	QCSM-15R2	7.Y00468	50V	2.5A	D-Sub15R2-1000 <sup>①</sup>	1.Y10080
夹具侧信号模块 Gripper side signal module	QCSM-15G2	7.Y00469	50V	2.5A	D-Sub15G2-1000 <sup>①</sup>	1.Y10081
机器人侧信号模块 Robot side signal module	QCSM-08R	7.Y00477	380V	30A	3108A22-23S <sup>②</sup>	1.Y10710
夹具侧信号模块 Gripper side signal module	QCSM-08G	7.Y00478	380V	30A	3108A22-23P <sup>②</sup>	1.Y10711
机器人侧信号模块 Robot side signal module	QCSM-19R	7.Y00954	220V	3A	MS3116F14-19S <sup>②</sup> CMB08E-14-19S(072)SR-B <sup>②</sup>	1.Y11420 1.Y11863
夹具侧信号模块 Gripper side signal module	QCSM-19G	7.Y00955	220V	3A	MS3116F14-19P <sup>②</sup> CMB08E-14-19P(072)SR-B <sup>②</sup>	1.Y11419 1.Y11864
机器人侧信号模块 Robot side signal module	QCSM-26R	7.Y00464	220V	3A	MS3116F16-26S <sup>②</sup> CMB08E-16-26S(072)SR-B <sup>②</sup>	1.Y11867 1.Y11865
夹具侧信号模块 Gripper side signal module	QCSM-26G	7.Y00465	220V	3A	MS3116F16-26P <sup>②</sup> CMB08E-16-26P(072)SR-B <sup>②</sup>	1.Y11369 1.Y11866

① 连接线线材长为1米 The wire's length is 1 meters

② 仅接头，不含线材 Joint only, no wire

## 气路扩展模块/Pneumatic Extension Module

产品名称 Product name	型号 Model	货号 PN	气路 Gas path	螺纹孔 Threaded hole
机器人侧气路扩展模块 Robot side Pneumatic Extension Module	QCAM-06G18R	7.Y01015	6	G1/8
夹具侧气路扩展模块 Gripper side Pneumatic Extension Module	QCAM-06G18G	7.Y01016	6	G1/8
机器人侧气路扩展模块 Robot side Pneumatic Extension Module	QCAM-06G18R-E	7.Y01018	6	G1/8
夹具侧气路扩展模块 Gripper side Pneumatic Extension Module	QCAM-06G18G-E	7.Y01019	6	G1/8

产品名称 Product name	型号 Model	货号 PN	气路 Gas path	螺纹孔 Threaded hole
机器人侧气路扩展模块 Robot side Pneumatic Extension Module	QCAM-10M5R	7.Y01053	10	M5
夹具侧气路扩展模块 Gripper side Pneumatic Extension Module	QCAM-10M5G	7.Y01054	10	M5

型材  
SUS Tube

支架  
Module

快速  
Changer

夹具  
Module

气动  
Nipper

真空  
Module

附件  
Components



# 自动快速转换模块 Quick Changer

## QCA-100



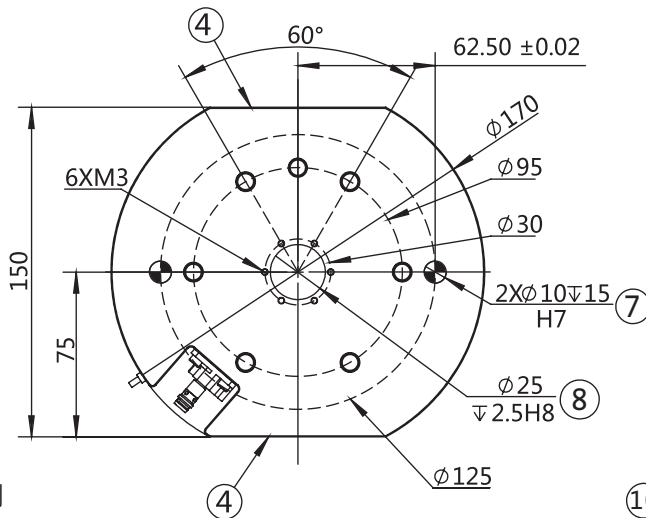
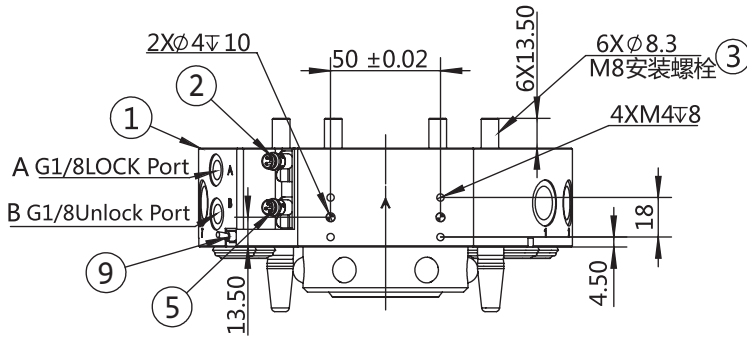
机器人侧  
Robot side



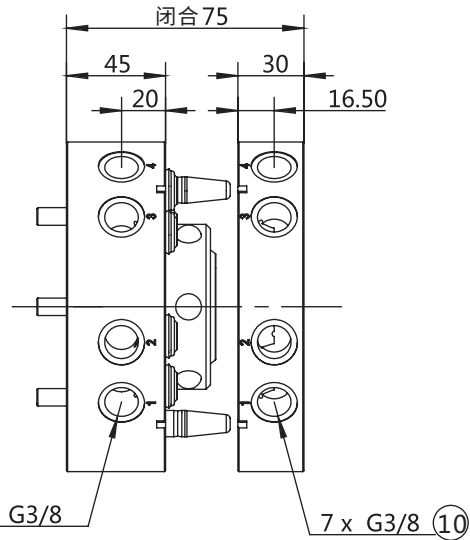
夹具侧  
Gripper side

货号(PN)	8.Y00362-SP	8.Y00362-SN
型号(Model)	QCA-100R-SP	QCA-100R-SN
信号检测类别	PNP	NPN

货号(PN)	8.Y00363
型号(Model)	QCA-100G



机器人侧  
Robot side



- A. 空气接口锁紧 The air connection locked
- B. 空气接口松开 Air connection released
- 1. 机械人侧连接 Robot side connection
- 2. 监控位置锁紧 Monitoring position locked
- 3. 螺纹连接用通孔 Threaded through-holes
- 4. 选配件安装面 Optional mounting surface

- 5. 监控位置松开 Monitor position released
- 7. 连接用定位销 Positioning pin
- 8. 中心定位用 Central positioning
- 9. 机器人侧确认接近开关 Proximity switch for robot side confirmation
- 10. 直通型气孔 Straight through air hole

型材  
SUS Tube

支架  
Module

快速  
Changer

夹具  
Module

气动  
Nipper

真空  
Module

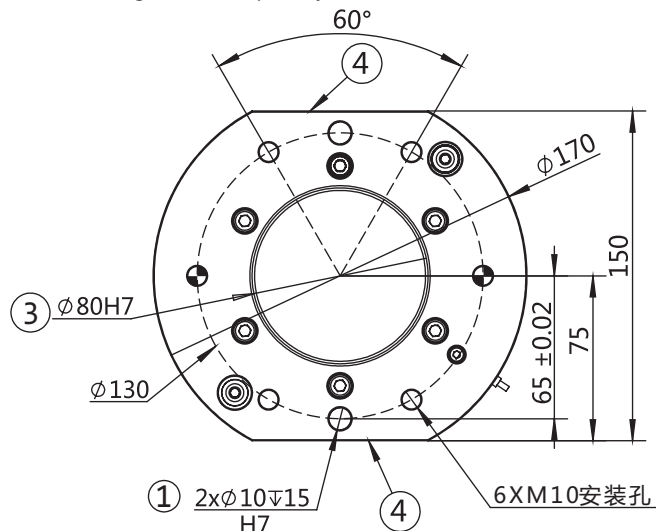
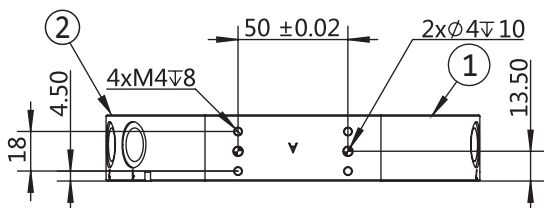
附件  
Components

# 自动快速转换模块 Quick Changer

## 产品参数/Parameter

1. 建议额定载荷：70~100 kg
2. 锁紧力@80Psi (5.5Bar) 12000 N
3. 静态承载力矩 (X&Y) : 538 Nm
4. 静态承载力矩 (Z) : 720 Nm
5. 位置重复精度 (X,Y&Z) : ± 0.015 mm
6. 重量-锁紧后：5.13 kg
7. 机器人侧重量：3.57 kg
8. 夹具侧重量：1.56 kg
9. 最大允许角偏移：±1°
10. 直通型气孔尺寸 (数量) : (7) G3/8

1. Recommended rated load : 70~100kg
2. Locking force@80Psi (5.5Bar) 12000 N
3. Static Load torque ( X&Y) : 538 Nm
4. Static Load torque ( Z) : 720 Nm
5. Repeatability accuracy ( X,Y&Z) : ±0.015 mm
6. Weight after locked : 5.13 kg
7. Robot side' s weight : 3.57 kg
8. Gripper side' s weight : 1.56 kg
9. Maximum allowable angle deviation : ±1°
10. Size of straight air hole (quantity) : (7) G3/8



## 夹具侧 Gripper side

1. 连接用定位销 Positioning pin
2. 夹具侧连接 Gripper side connection

3. 中心定位用 Central positioning
4. 选配件安装面 Optional mounting surface

## 模块类型/Module Type

产品名称 Product name	型号 Model	货号 PN	工作电压 Working Voltage	工作电流 Working Current	接插件 Connector	接插件货号 Connector PN
机器人侧信号模块 Robot side signal module	QCSM-15R2	7.Y00468	50V	2.5A	D-Sub15R2-1000 <sup>①</sup>	1.Y10080
夹具侧信号模块 Gripper side signal module	QCSM-15G2	7.Y00469	50V	2.5A	D-Sub15G2-1000 <sup>①</sup>	1.Y10081
机器人侧信号模块 Robot side signal module	QCSM-08R	7.Y00477	380V	30A	3108A22-23S <sup>②</sup>	1.Y10710
夹具侧信号模块 Gripper side signal module	QCSM-08G	7.Y00478	380V	30A	3108A22-23P <sup>②</sup>	1.Y10711
机器人侧信号模块 Robot side signal module	QCSM-19R	7.Y00954	220V	3A	MS3116F14-19S <sup>②</sup> CMB08E-14-19S(072)SR-B <sup>②</sup>	1.Y11420 1.Y11863
夹具侧信号模块 Gripper side signal module	QCSM-19G	7.Y00955	220V	3A	MS3116F14-19P <sup>②</sup> CMB08E-14-19P(072)SR-B <sup>②</sup>	1.Y11419 1.Y11864
机器人侧信号模块 Robot side signal module	QCSM-26R	7.Y00464	220V	3A	MS3116F16-26S <sup>②</sup> CMB08E-16-26S(072)SR-B <sup>②</sup>	1.Y11867 1.Y11865
夹具侧信号模块 Gripper side signal module	QCSM-26G	7.Y00465	220V	3A	MS3116F16-26P <sup>②</sup> CMB08E-16-26P(072)SR-B <sup>②</sup>	1.Y11369 1.Y11866

① 连接线线材长为1米 The wire's length is 1 meters

② 仅接头，不含线材 Joint only, no wire

## 气路扩展模块/Pneumatic Extension Module

产品名称 Product name	型号 Model	货号 PN	气路 Gas path	螺纹孔 Threaded hole
机器人侧气路扩展模块 Robot side Pneumatic Extension Module	QCAM-06G18R	7.Y01015	6	G1/8
夹具侧气路扩展模块 Gripper side Pneumatic Extension Module	QCAM-06G18G	7.Y01016	6	G1/8
机器人侧气路扩展模块 Robot side Pneumatic Extension Module	QCAM-06G18R-E	7.Y01018	6	G1/8
夹具侧气路扩展模块 Gripper side Pneumatic Extension Module	QCAM-06G18G-E	7.Y01019	6	G1/8

产品名称 Product name	型号 Model	货号 PN	气路 Gas path	螺纹孔 Threaded hole
机器人侧气路扩展模块 Robot side Pneumatic Extension Module	QCAM-10M5R	7.Y01053	10	M5
夹具侧气路扩展模块 Gripper side Pneumatic Extension Module	QCAM-10M5G	7.Y01054	10	M5
机器人侧气路扩展模块 Robot side Pneumatic Extension Module	QCAM-14M5R	7.Y01055	14	M5
夹具侧气路扩展模块 Gripper side Pneumatic Extension Module	QCAM-14M5G	7.Y01056	14	M5

型材  
SUS Tube

支架  
Module

快速  
Changer

夹具  
Module

气动  
Nipper

真空  
Module

附件  
Components

# 自动快速转换模块 Quick Changer

## QCA-200



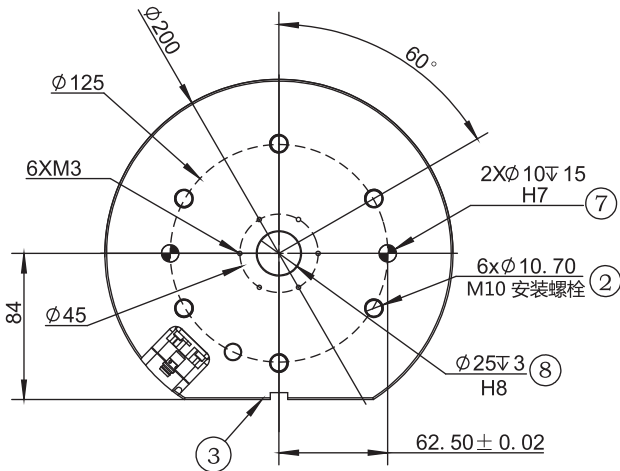
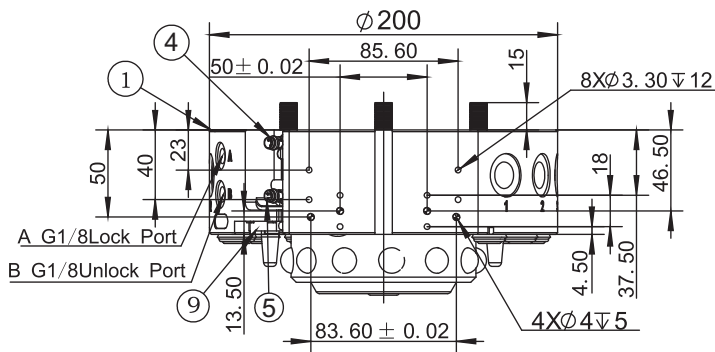
机器人侧  
Robot side



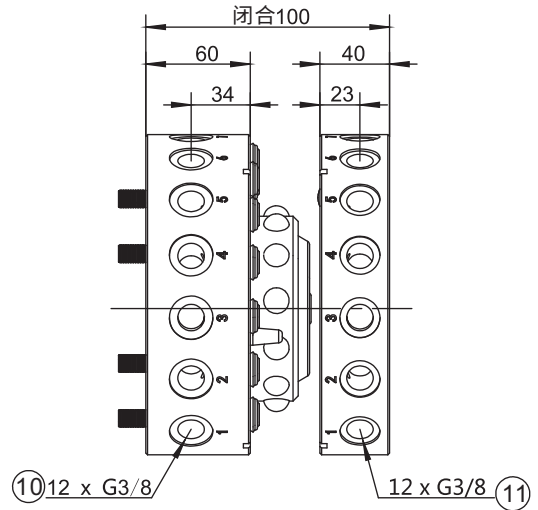
夹具侧  
Gripper side

货号(PN)	8.Y00272-SP	8.Y00272-SN
型号(Model)	QCA-200R-SP	QCA-200R-SN
信号检测类别	PNP	NPN

货号(PN)	8.Y00357
型号(Model)	QCA-200G



机器人侧  
Robot side



- A. 空气接口锁紧 The air connection locked
- B. 空气接口松开 Air connection released
- 1. 机械侧连接 Robot side connection
- 2. 螺纹连接用通孔 Threaded through-holes
- 3. 选配件安装面 Optional mounting surface
- 4. 监控位置锁紧 Monitoring position locked

- 5. 监控位置松开 Monitor position released
- 7. 连接用定位销 Positioning pin
- 8. 中心定位用 Central positioning
- 9. 机器人侧确认接近开关 Proximity switch for robot side confirmation
- 10. 直通型气孔 Straight through air hole
- 11. 直通型气孔 Straight through air hole

型材  
SUS Tube

支架  
Stents Module

快速  
Quick Changer

夹具  
Grip Module

气动  
Air Nipper

真空  
Vacuum Module

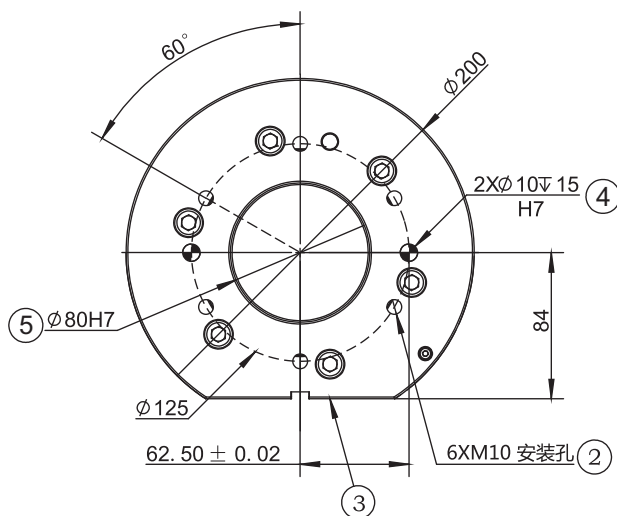
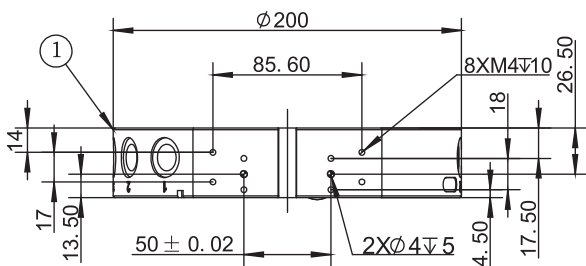
附件  
Accessory Components

# 自动快速转换模块 Quick Changer

## 产品参数/Parameter

- 1.建议额定载荷: 150~300 kg
- 2.锁紧力@80Psi (5.5Bar) 16000 N
- 3.静态承载力矩 (X&Y): 1360 Nm
- 4.静态承载力矩 (Z): 1130 Nm
- 5.位置重复精度 (X,Y&Z): ±0.015 mm
- 6.重量-锁紧后: 9 kg
- 7.机器人侧重量: 6.2 kg
- 8.夹具侧重量: 2.8 kg
- 9.最大允许角偏移: ±1°
- 10.直通型气孔尺寸 (数量): (12) 3/8

- 1.Recommended rated load : 150~300kg
- 2.Locking force@80Psi ( 5.5Bar) 16000 N
- 3.Static Load torque ( X&Y ): 1360 Nm
- 4.Static Load torque ( Z ): 1130 Nm
- 5.Repeatability accuracy ( X,Y&Z ):±0.015 mm
- 6.Weight after locked : 9 kg
- 7.Robot side' s weight : 6.2 kg
- 8.Gripper side' s weight : 2.8 kg
- 9.Maximum allowable angle deviation:±1°
- 10.Size of straight air hole (quantity) : (12) 3/8



### 夹具侧

#### Gripper side

- 1.夹具侧连接 Gripper side connection
- 2.螺纹连接用通孔 Threaded through-holes
- 3.选配件安装面 Optional mounting surface

- 4.连接用定位销 Positioning pin
- 5.中心定位用 Central positioning

## 模块类型/Module Type

产品名称 Product name	型号 Model	货号 PN	工作电压 Working Voltage	工作电流 Working Current	接插件 Connector	接插件货号 Connector PN
机器人侧信号模块 Robot side signal module	QCSM-15R2	7.Y00468	50V	2.5A	D-Sub15R2-1000 <sup>①</sup>	1.Y10080
夹具侧信号模块 Gripper side signal module	QCSM-15G2	7.Y00469	50V	2.5A	D-Sub15G2-1000 <sup>①</sup>	1.Y10081
机器人侧信号模块 Robot side signal module	QCSM-08R	7.Y00477	380V	30A	3108A22-23S <sup>②</sup>	1.Y10710
夹具侧信号模块 Gripper side signal module	QCSM-08G	7.Y00478	380V	30A	3108A22-23P <sup>②</sup>	1.Y10711
机器人侧信号模块 Robot side signal module	QCSM-19R	7.Y00954	220V	3A	MS3116F14-19S <sup>②</sup> CMB08E-14-19S(072)SR-B <sup>②</sup>	1.Y11420 1.Y11863
夹具侧信号模块 Gripper side signal module	QCSM-19G	7.Y00955	220V	3A	MS3116F14-19P <sup>②</sup> CMB08E-14-19P(072)SR-B <sup>②</sup>	1.Y11419 1.Y11864
机器人侧信号模块 Robot side signal module	QCSM-26R	7.Y00464	220V	3A	MS3116F16-26S <sup>②</sup> CMB08E-16-26S(072)SR-B <sup>②</sup>	1.Y11867 1.Y11865
夹具侧信号模块 Gripper side signal module	QCSM-26G	7.Y00465	220V	3A	MS3116F16-26P <sup>②</sup> CMB08E-16-26P(072)SR-B <sup>②</sup>	1.Y11369 1.Y11866

① 连接线线材长为1米 The wire's length is 1 meters

② 仅接头，不含线材 Joint only, no wire

## 气路扩展模块/Pneumatic Extension Module

产品名称 Product name	型号 Model	货号 PN	气路 Gas path	螺纹孔 Threaded hole
机器人侧气路扩展模块 Robot side Pneumatic Extension Module	QCAM-06G18R	7.Y01015	6	G1/8
夹具侧气路扩展模块 Gripper side Pneumatic Extension Module	QCAM-06G18G	7.Y01016	6	G1/8
机器人侧气路扩展模块 Robot side Pneumatic Extension Module	QCAM-06G18R-E	7.Y01018	6	G1/8
夹具侧气路扩展模块 Gripper side Pneumatic Extension Module	QCAM-06G18G-E	7.Y01019	6	G1/8

产品名称 Product name	型号 Model	货号 PN	气路 Gas path	螺纹孔 Threaded hole
机器人侧气路扩展模块 Robot side Pneumatic Extension Module	QCAM-10M5R	7.Y01053	10	M5
夹具侧气路扩展模块 Gripper side Pneumatic Extension Module	QCAM-10M5G	7.Y01054	10	M5
机器人侧气路扩展模块 Robot side Pneumatic Extension Module	QCAM-14M5R	7.Y01055	14	M5
夹具侧气路扩展模块 Gripper side Pneumatic Extension Module	QCAM-14M5G	7.Y01056	14	M5

型材  
SUS Tube

支架  
Module

快速  
Changer

夹具  
Module

气动  
Nipper

真空  
Module

附件  
Components

# 模块类型 Module Typer

型材 SUS Tube

支架模组

快换

夹具组件

气动剪刀

真空组件

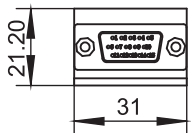
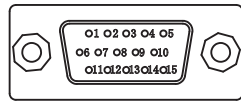
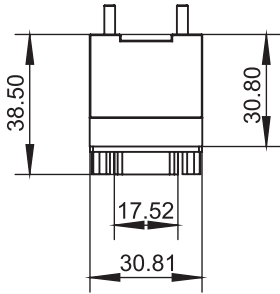
附件

## QCSM-15



机器人侧模块  
Robot side module

货号(PN)	7.Y00965
型号(Model)	QCSM-15R1

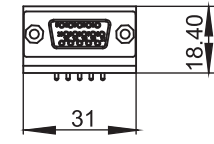
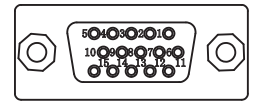
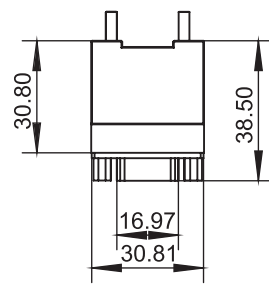


※ 电压Voltage: 50V  
 ※ 电流Current: 2.5A  
 ※ 重量: 30.5g



夹具侧模块  
Gripper side module

货号(PN)	7.Y00966
型号(Model)	QCSM-15G1



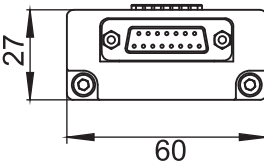
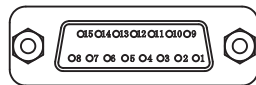
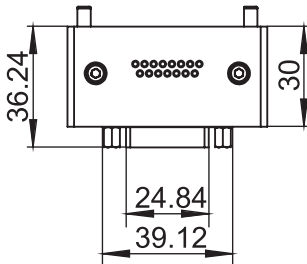
※ 电压Voltage: 50V  
 ※ 电流Current: 2.5A  
 ※ 重量: 29.8g

## QCSM-15



机器人侧模块  
Robot side module

货号(PN)	7.Y00468
型号(Model)	QCSM-15R2

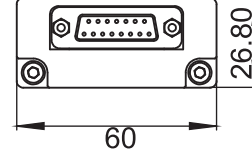
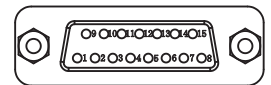
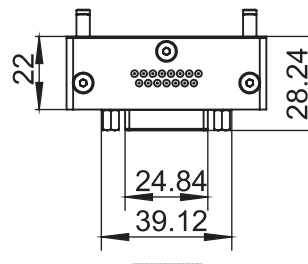


※ 电压Voltage: 50V  
 ※ 电流Current: 2.5A  
 ※ 重量: 68g



夹具侧模块  
Gripper side module

货号(PN)	7.Y00469
型号(Model)	QCSM-15G2



※ 电压Voltage: 50V  
 ※ 电流Current: 2.5A  
 ※ 重量: 48.5g

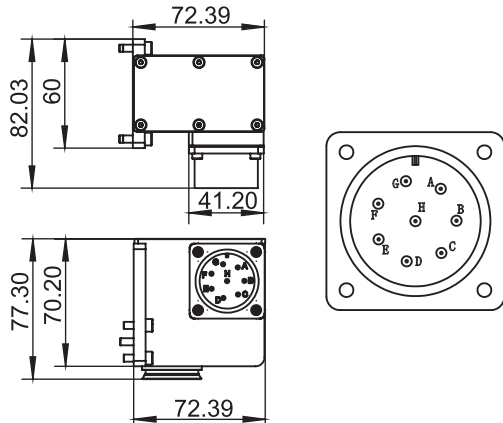


### QCSM-08



机器人侧模块  
Robot side module

货号(PN)	7.Y00477
型号(Model)	QCSM-08R

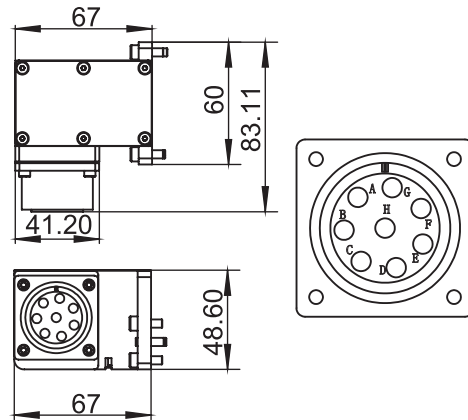


※ 电压Voltage: 380V  
 ※ 电流Current: 30A  
 ※ 重量: 434.7g



夹具侧模块  
Gripper side module

货号(PN)	7.Y00478
型号(Model)	QCSM-08G



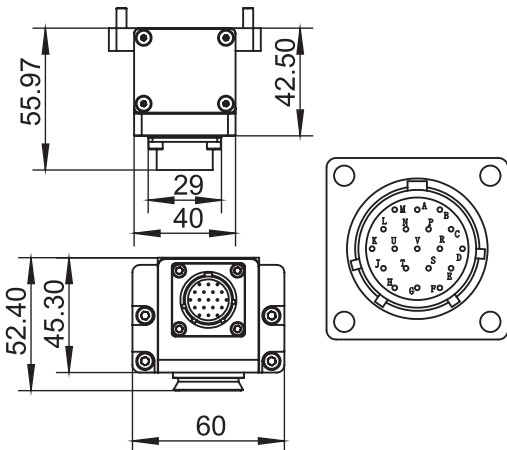
※ 电压Voltage: 380V  
 ※ 电流Current: 30A  
 ※ 重量: 330g

### QCSM-19



机器人侧模块  
Robot side module

货号(PN)	7.Y00954
型号(Model)	QCSM-19R

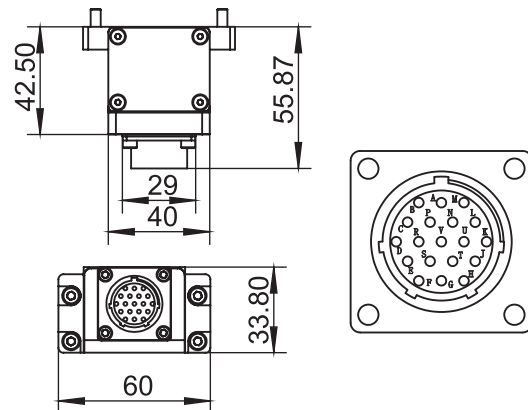


※ 电压Voltage: 220V  
 ※ 电流Current: 3A  
 ※ 重量: 178.3g



夹具侧模块  
Gripper side module

货号(PN)	7.Y00955
型号(Model)	QCSM-19G



※ 电压Voltage: 220V  
 ※ 电流Current: 3A  
 ※ 重量: 130.7g

型材 / SUS Tube

支架模组  
Stents Module

快换  
Quick Changer

夹具组件  
Grip Module

气动剪刀  
Air Nipper

真空组件  
Vacuum Module

附件  
Accessory Components

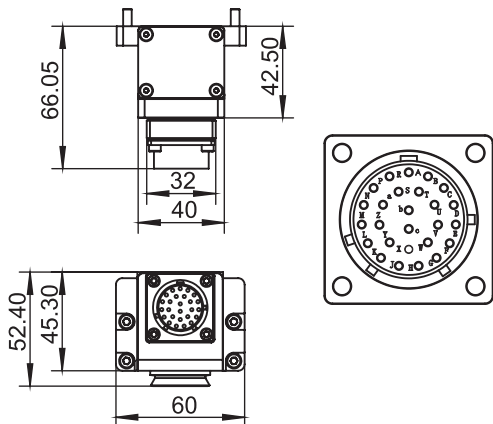
# 模块类型 Module Type

## QCSM-26



机器人侧模块  
Robot side module

货号(PN)	7.Y00464
型号(Model)	QCSM-26R

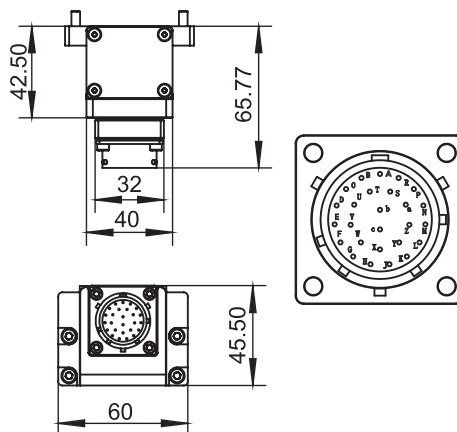


※ 电压Voltage: 220V  
 ※ 电流Current: 3A  
 ※ 重量Weight: 198.5g



夹具侧模块  
Gripper side module

货号(PN)	7.Y00465
型号(Model)	QCSM-26G



※ 电压Voltage: 220V  
 ※ 电流Current: 3A  
 ※ 重量Weight: 178.2g

型材  
SUS Tube

支架  
Module

快换  
Changer

夹具  
Module

气动  
Nipper

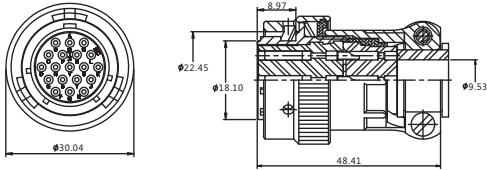
真空  
Module

附件  
Components

# 接头 Connector



19芯直头接头(母头)  
19 core straight connector (female head)

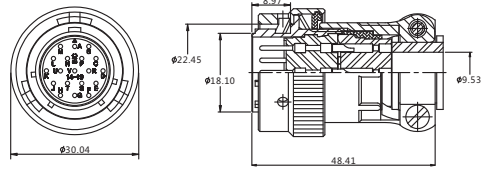


货号(PN)	1.Y11420
型号(Model)	MS3116F14-19S

※ 重量Weight: 36.8g



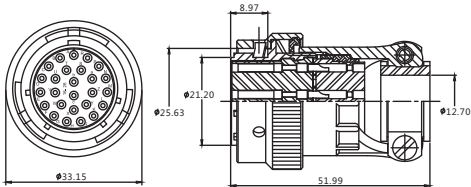
19芯直头接头(公头)  
19 core straight connector (male head)



货号(PN)	1.Y11419
型号(Model)	MS3116F14-19P

※ 重量Weight: 36.8g

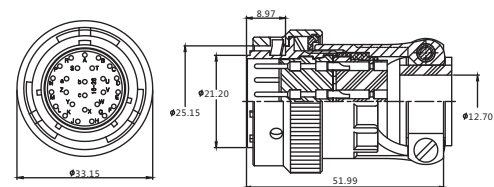
26芯直头接头(母头)  
26 core straight connector (female head)



货号(PN)	1.Y11867
型号(Model)	MS3116F16-26S

※ 重量Weight: 44.8g

26芯直头接头(公头)  
26 core straight connector (male head)



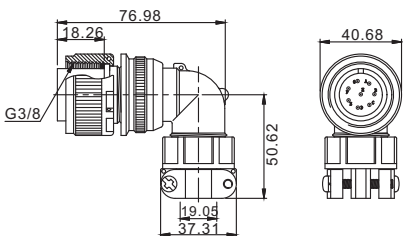
货号(PN)	1.Y11369
型号(Model)	MS3116F16-26P

※ 重量Weight: 44.8g

# 90°接头 90°Connector



8芯90°接头(母头)  
8 core 90° connector (female head)

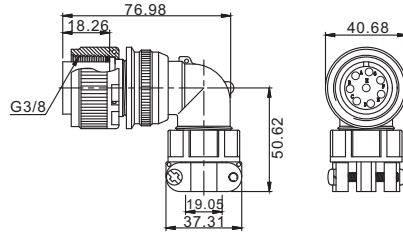


货号(PN)	1.Y10710
型号(Model)	3108A22-23S

※ 重量Weight: 149.3g



8芯90°接头(公头)  
8 core 90° connector (male head)



货号(PN)	1.Y10711
型号(Model)	3108A22-23P

※ 重量Weight: 119.2g

型材  
SUS Tube

支架  
Module

快换  
Changer

夹具  
Module

气动  
Nipper

真空  
Module

附件  
Components

# 90°接头 90° Connector

型材 · SUS Tube

支架模组

快换

夹具组件

气动剪刀

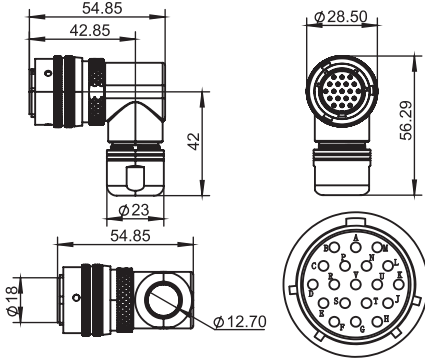
真空组件

附件



19芯90°接头(母头)

19 core 90° connector (female head)



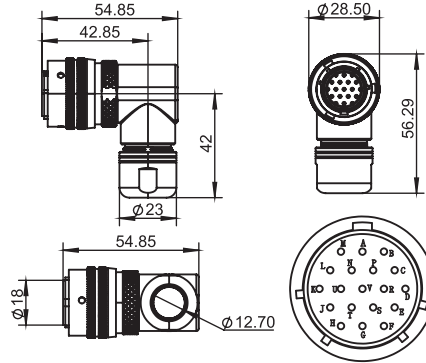
货号(PN)	1.Y11863
型号(Model)	CMB08E-14-19S(072)SR-B

※ 重量Weight: 81.1g



19芯90°接头(公头)

19 core 90° connector (male head)

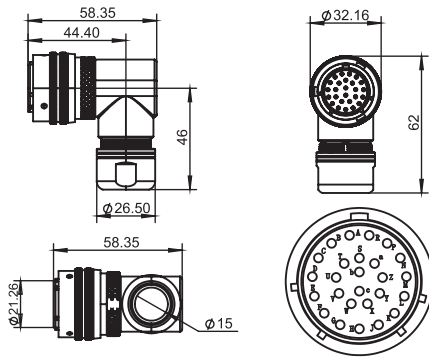


货号(PN)	1.Y11864
型号(Model)	CMB08E-14-19P(072)SR-B

※ 重量Weight: 79.2g

26芯90°接头(母头)

26 core 90° connector (female head)

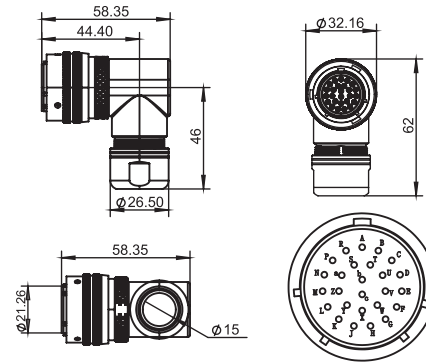


货号(PN)	1.Y11865
型号(Model)	CMB08E-16-26S(072)SR-B

※ 重量Weight: 99.5g

26芯90°接头(公头)

26 core 90° connector (male head)



货号(PN)	1.Y11866
型号(Model)	CMB08E-16-26P(072)SR-B

※ 重量Weight: 96.4g

## 快换信号线 Quick changer signal cable



15芯快换信号线(母头)  
15 core quick changer signal cable (female head)

货号(PN)	1.Y10163
型号(Model)	DB15R1-1000

※ 重量Weight: 125.7g  
※ 连接线线材长为1米 The wire' s length is 1 meters



15芯快换信号线(公头)  
15 core quick changer signal cable (male head)

货号(PN)	1.Y10437
型号(Model)	DB15G1-1000

※ 重量Weight: 123.7g  
※ 连接线线材长为1米 The wire' s length is 1 meters



15芯快换信号线(母头)  
15 core quick changer signal cable (female head)

货号(PN)	1.Y10080
型号(Model)	D-Sub15R2-1000

※ 重量Weight: 142g  
※ 连接线线材长为1米 The wire' s length is 1 meters



15芯快换信号线(公头)  
15 core quick changer signal cable (male head)

货号(PN)	1.Y10081
型号(Model)	D-Sub15G2-1000

※ 重量Weight: 141.4g  
※ 连接线线材长为1米 The wire' s length is 1 meters

型材  
钢管  
Profile  
SUS Tube

支架  
模组  
Stents  
Module

快换  
Quick  
Changer

夹具  
模组  
Grip  
Module

气动  
剪刀  
Air  
Nipper

真空  
组件  
Vacuum  
Module

附件  
Accessory  
Components



# 气路扩展模块 Pneumatic Extension Module

型材  
SUS Tube

支架  
Module

快换  
Quick Changer

夹具  
Module

气动  
Air Nipper

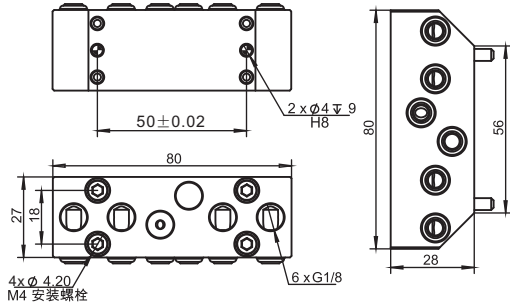
真空  
Vacuum Module

附件  
Accessory Components



机器人侧模块  
Robot side module

货号(PN)	7.Y01015
型号(Model)	QCAM-06G18R

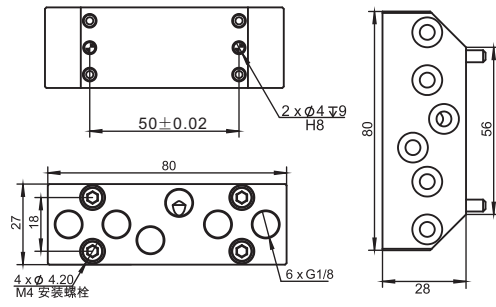


※ 重量Weight: 141.4g



夹具侧模块  
Gripper side module

货号(PN)	7.Y01016
型号(Model)	QCAM-06G18G

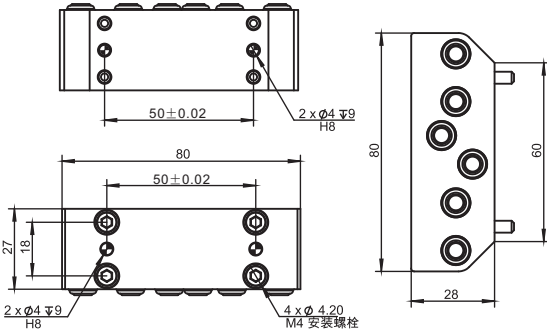


※ 重量Weight: 140.9g



机器人侧模块  
Robot side module

货号(PN)	7.Y01018
型号(Model)	QCAM-06G18R-E

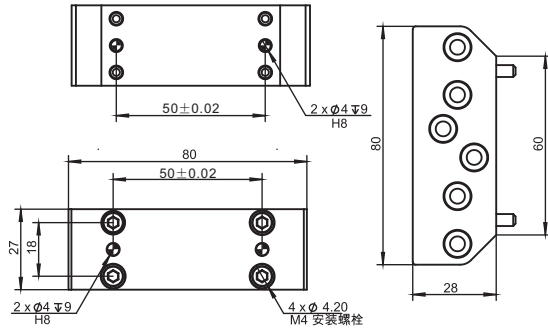


※ 重量Weight: 145g



夹具侧模块  
Gripper side module

货号(PN)	7.Y01019
型号(Model)	QCAM-06G18G-E



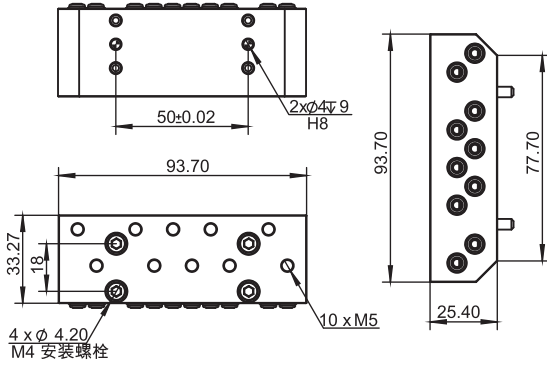
※ 重量Weight: 148g

# 气路扩展模块 Pneumatic Extension Module



机器人侧模块  
Robot side module

货号(PN)	7.Y01053
型号(Model)	QCAM-10M5R

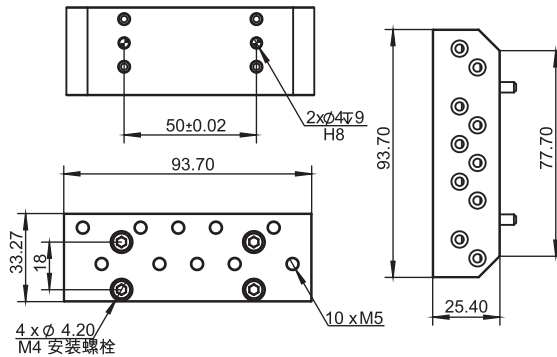


※ 重量Weight: 263.9g



夹具侧模块  
Gripper side module

货号(PN)	7.Y01054
型号(Model)	QCAM-10M5G

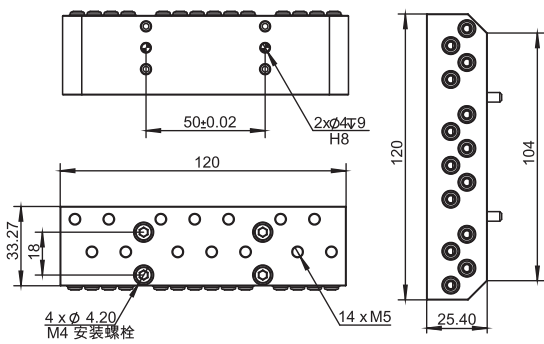


※ 重量Weight: 267.9g



机器人侧模块  
Robot side module

货号(PN)	7.Y01055
型号(Model)	QCAM-14M5R

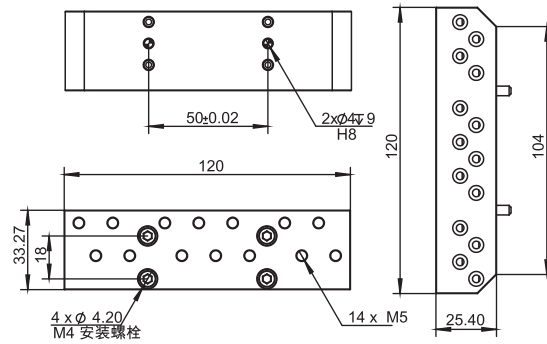


※ 重量Weight: 207.4g



夹具侧模块  
Gripper side module

货号(PN)	7.Y01056
型号(Model)	QCAM-14M5G



※ 重量Weight: 210.3g

型材 / SUS Tube

支架模组

快换

夹具组件

气动剪刀

真空组件

附件

# 圆形手动快换 Round Manual Quick Changer

型材  
SUS Tube

支架  
Stents Module


快换  
Quick Changer

夹具  
Grip Module

气动  
Air Nipper

真空  
Vacuum Module

附件  
Accessory Components



QC-R90K

QC-G90

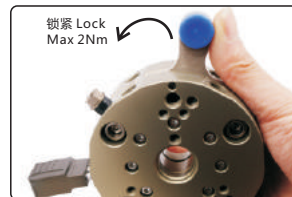
- 机械手上的EOAT易于更换
  - 同样适用于真空端。
  - 避免了在气动和电气连接时的错误。
  - 4, 8, 10或12个气动连接。
  - 两部分(机械手侧和治具侧) 分开提供。
- Easy replacement of the EOAT on the robot.
  - Suitable also with vacuum ports.
  - Avoids mistakes in pneumatic and electrical connections.
  - 4, 8, 10 or 12 pneumatic connections.
  - The two parts (robot side and gripper side) are supplied separately.

型号(Model)	QC50	QC90	QC150	QC160	QC200
介质 Medium	已过滤压缩空气 Filtered compressed air				
压力范围 Pressure range	5~6 bar				
温度范围 Temperature range	5 ~ 60 °C				
机械手侧的快速转换模块 Robot side quick changer	QC-R50K	QC-R90K	QC-R150K	QC-R160K	QC-R200K
机械手侧的快速转换模块重量 Robot side quick changer weight	103 g	318 g	1159 g	1200 g	2640 g
治具侧的快速转换模块 Gripper side quick changer	QC-G50	QC-G90	QC-G150	QC-G160	QC-G200
治具侧的快速转换模块重量 Gripper side quick changer weight	65 g	227 g	837g	900 g	1890 g
垂直拉力 F	150N	400N	1000N	1000N	2000N
旋转扭矩 Mt	20Nm	100Nm	250Nm	250Nm	600Nm
翻转扭矩 Mb	10Nm	60Nm	150Nm	150Nm	300Nm
建议负载 Recommended payload	5kg	15kg	35kg	35kg	75kg
颜色 Colour	古铜色 Brass	古铜色 Brass	黑色 Black	古铜色 Brass	黑色 Black

## 安装使用示例 Installation and use example



防锁安装示例  
Example of Install with lock



# 圆形手动快换 Round Manual Quick Changer

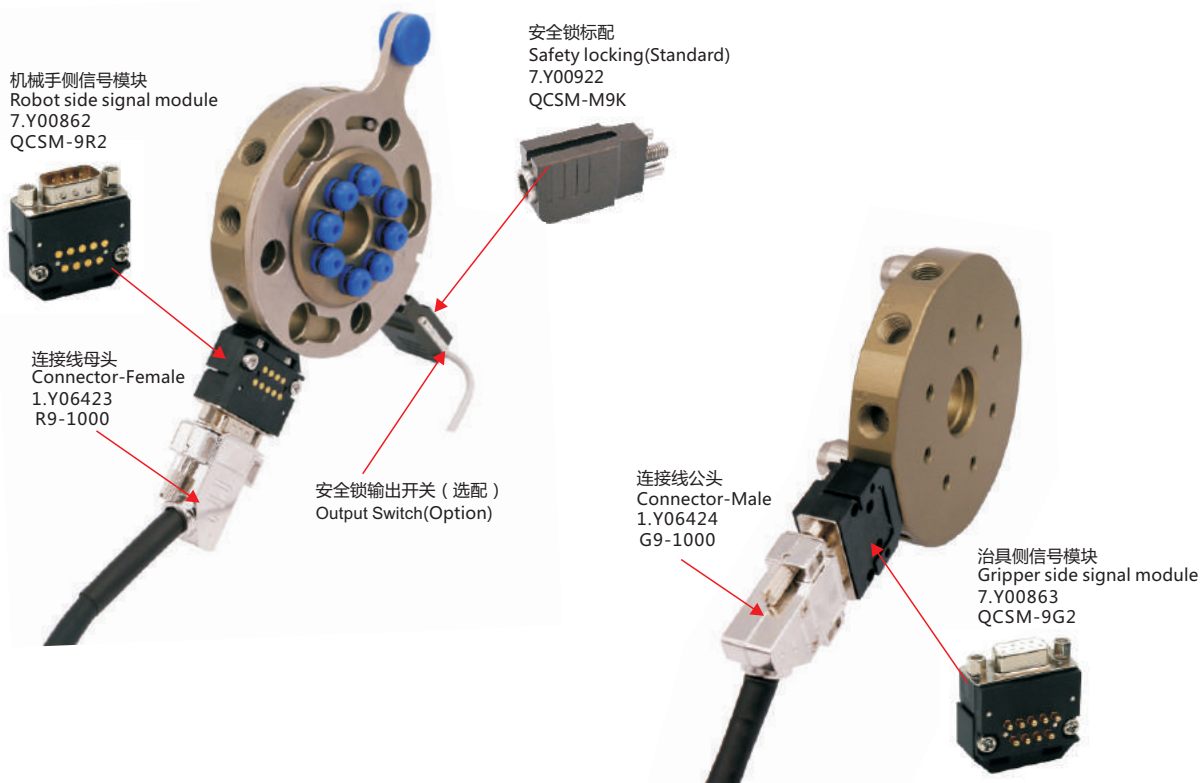
## 配件/Accessories

### 电气连接组件


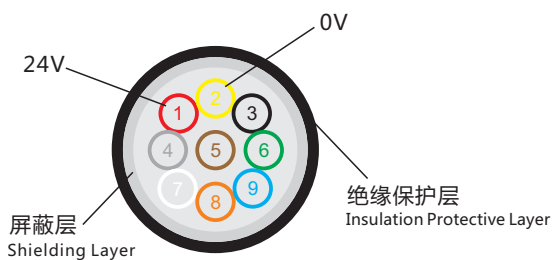
- D-SUB 9 针连接器 I/O 快速转换模块.
- 两部分分开提供:  
 QCSM-9R2 机械手侧信号模块  
 QCSM-9G2 治具侧信号模块  
 R9-1000 45度金属母接头  
 G9-1000 45度金属公接头

### Electrical connection module

- I/O quick change by D-SUB 9 pins connector.
- The two parts are supplied separately:  
 QCSM-9R2 robot side signal module.  
 QCSM-9G2 gripper side signal module.  
 R9-1000 45 degree metal female fitting  
 G9-1000 45 degree metal male fitting



## 信号线截面示意图/Singal Wire Cross-sectional Sketch Map



安全锁输出开关  
Output Switch

型材 / SUS Tube

支架模组  
Stents Module

快换  
Quick Changer

夹具组件  
Grip Module

气动剪刀  
Air Nipper

真空组件  
Vacuum Module

附件  
Accessory Components

# 圆形手动快换 Round Manual Quick Changer

型材 / SUS Tube

支架模组

快换

夹具组件

气动剪刀

真空组件

附件

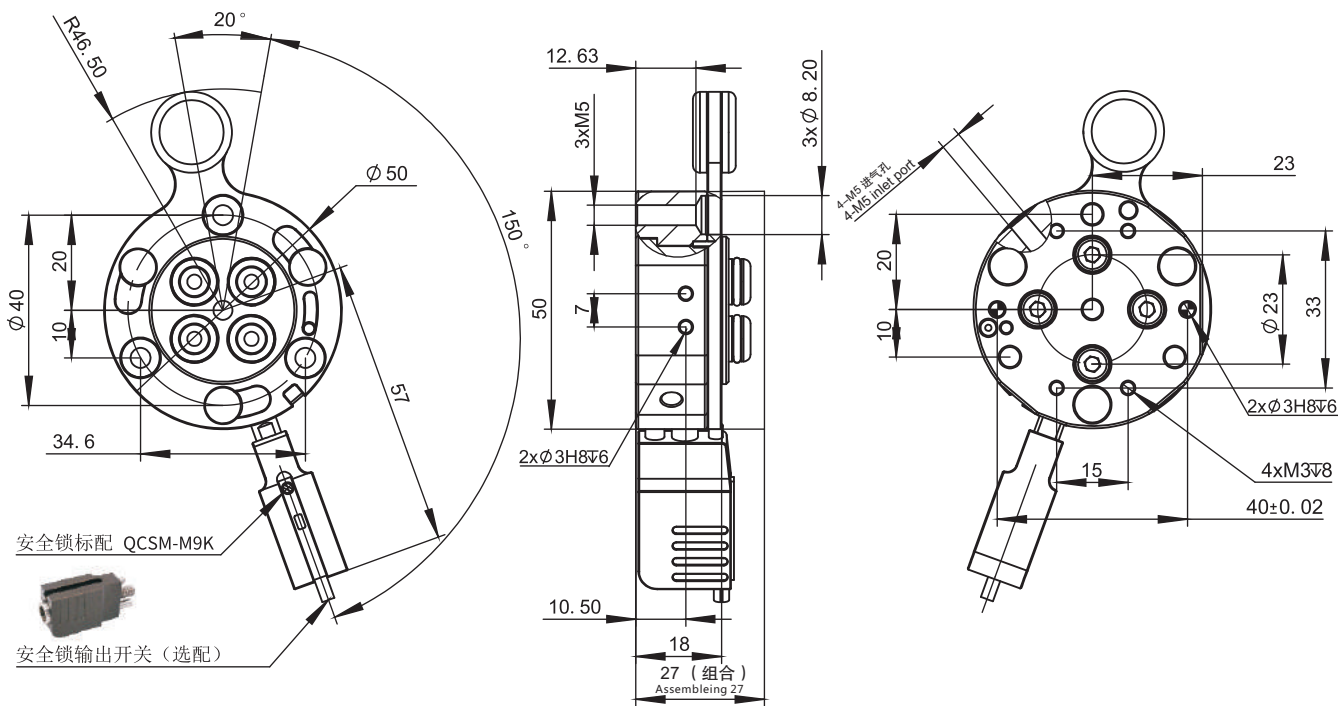
## QC-50



### 产品参数/Parameter

型号	Model	QC50
介质	Medium	已过滤压缩空气
压力范围	Pressure range	5~6 bar
温度范围	Temperature range	5 ~ 60 °C
机械手侧的快速转换模块	Robot side quick changer	QC-R50K
机械手侧的快速转换模块重量	Robot side quick changer weight	103 g
治具侧的快速转换模块	Gripper side quick changer	QC-G50
治具侧的快速转换模块重量	Gripper side quick changer weight	65 g
垂直拉力	Vertical Pulling Force F	150N
旋转扭矩	Rotating Torque Mt	20Nm
翻转扭矩	Reversal Torque Mb	10Nm
建议负载	Recomended payload	5kg
精度	Precision	±0.05
颜色	Colour	古铜色

### 尺寸说明/Dimension description

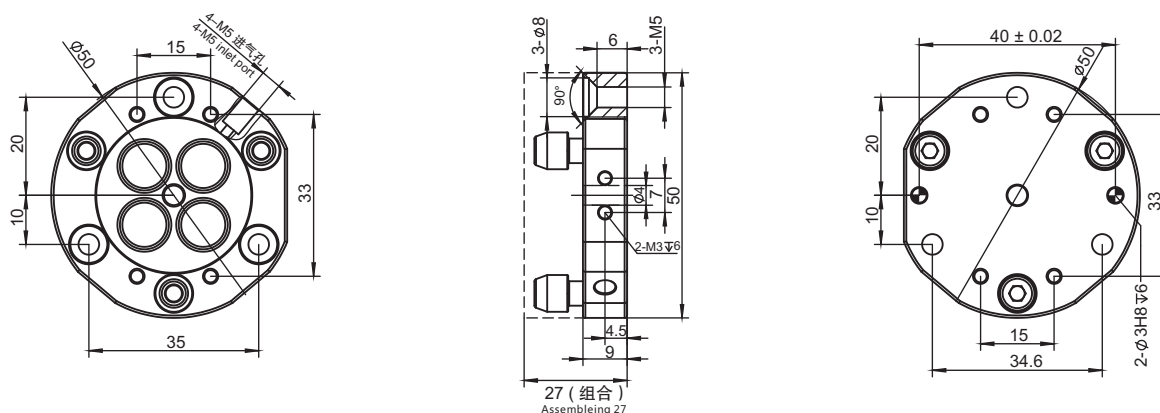


机械手侧的快速转换模块  
Robot side quick changer

货号(PN)	8.Y00402
型号(Model)	QC-R50K



# 圆形手动快换 Round Manual Quick Changer



治具侧的快速转换模块  
Gripper side quick changer

货号(PN)	8.Y00055
型号(Model)	QC-G50

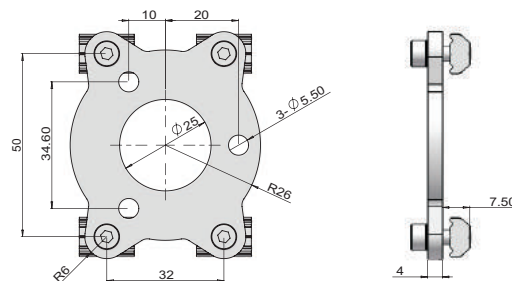
## 模块类型/Module Type

产品图 Product	产品名称 Product name	型号 Model	货号 PN	I/O连接类型 I/O connection type	工作电流 Working Current	连接线 Wire-Male
	机械手侧信号模块 Robot side signal module	QCSM-9R1	7.Y00823	9针D-SUB	MAX 3A	R9-1000 (1.Y06423)
	治具侧信号模块 Gripper side signal module	QCSM-9G1	7.Y00824	9针D-SUB	MAX 3A	G9-1000 (1.Y06424)


\*R9-1000、G9-1000选配，连接线缆长为1米  
\*R9-1000、G9-1000option,The wire's length is 1 meters

## 快换连接板/Interface (螺钉套件选配) (Kit With Screws Option)

注: 如需螺钉套件货号 and 型号加T 如: 型号SIP-50BT 货号7.Y00650-T



货号(PN)	7.Y00650
型号(Model)	SIP-50B
QC-G...	QC-G50
厚度(T)	4mm
螺钉选配件 Accessorier selection	
螺丝(Screws)	PTC-M5L12*4
双齿平垫(Single hole shim)	PTS-M5*4
T型螺母(T-Nuts)	PTN-M5*4
总重量(Weight)	90g



型材 / SUS Tube

支架模组

快换

夹具组件

气动剪刀

真空组件

附件

# 圆形手动快换 Round Manual Quick Changer

型材 / SUS Tube

支架模组

快换

夹具组件

气动剪刀

真空组件

附件

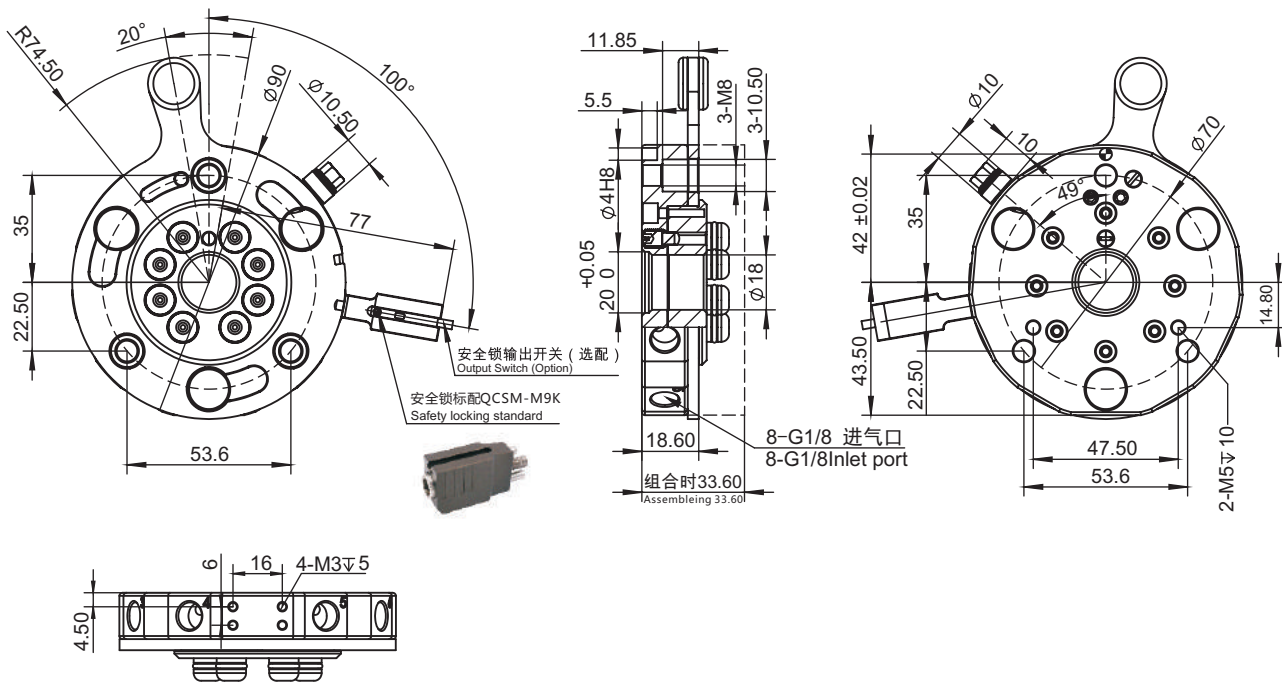
## QC-90



### 产品参数/Parameter

型号	Model	QC90
介质	Medium	已过滤压缩空气
压力范围	Pressure range	5~6 bar
温度范围	Temperature range	5 ~ 60 °C
机械手侧的快速转换模块	Robot side quick changer	QC-R90K
机械手侧的快速转换模块重量	Robot side quick changer weight	318 g
治具侧的快速转换模块	Gripper side quick changer	QC-G90
治具侧的快速转换模块重量	Gripper side quick changer weight	227 g
垂直拉力	Vertical Pulling Force F	400N
旋转扭矩	Rotating Torque Mt	100Nm
翻转扭矩	Reversal Torque Mb	60Nm
建议负载	Recomended payload	15kg
精度	Precision	±0.05
颜色	Colour	古铜色

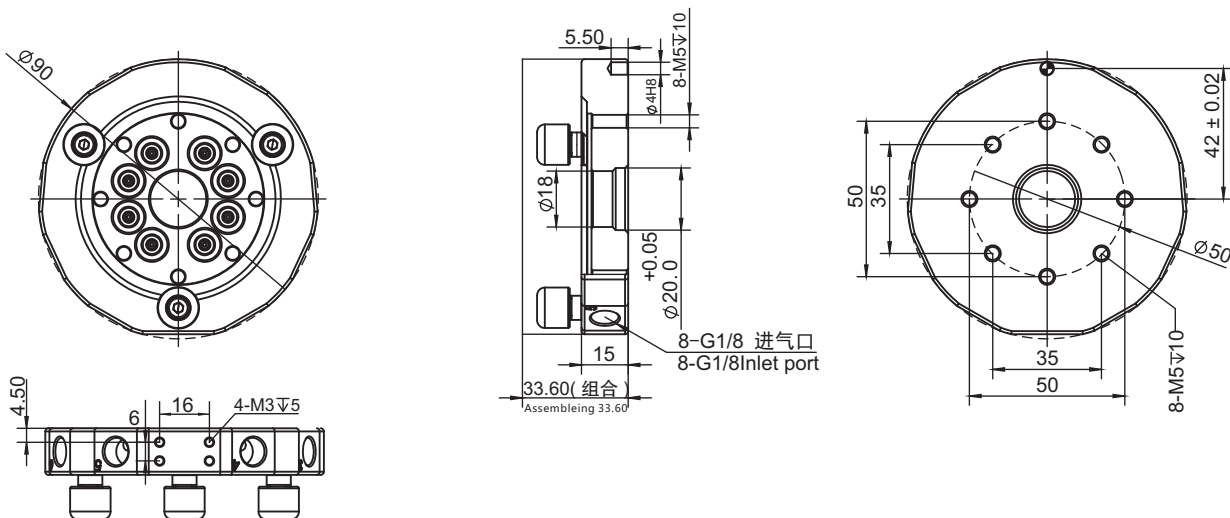
### 尺寸说明/Dimension description



机械手侧的快速转换模块  
Robot side quick changer

货号(PN)	8.Y00359
型号(Model)	QC-R90K

# 圆形手动快换 Round Manual Quick Changer



治具侧的快速转换模块  
Gripper side quick changer

货号(PN)	8.Y00033
型号(Model)	QC-G90

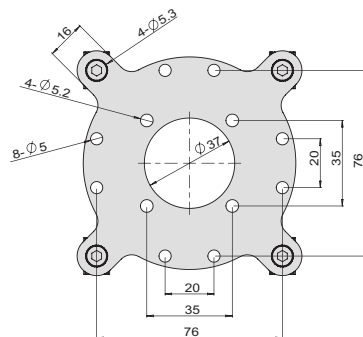
## 模块类型/Module Type

产品图 Product	产品名称 Product name	型号 Model	货号 PN	I/O连接类型 I/O connection type	工作电流 Working Current	连接线 Wire-Male
	机械手侧信号模块 Robot side signal module	QCSM-9R2	7.Y00862	9针D-SUB	MAX 3A	R9-1000 (1.Y06423)
	治具侧信号模块 Gripper side signal module	QCSM-9G2	7.Y00863	9针D-SUB	MAX 3A	G9-1000 (1.Y06424)


\*R9-1000、G9-1000选配，连接线线长为1米  
\*R9-1000、G9-1000option, The wire's length is 1 meters

## 快换连接板/Interface (螺钉套件选配) (Kit With Screws Option)

注: 如需螺钉套件货号 and 型号加T 如: 型号SIP-50BT 货号7.Y00650-T



货号(PN)	7.Y00634
型号(Model)	SIP-90B
QC-G...	QC-G90
厚度(T)	3mm
螺钉选配件 Accessorier selection	
螺丝(Screws)	PTC-M5L12*4
双齿平垫(Single hole shim)	PTS-M5*4
T型螺母(T-Nuts)	PTN-M5*4
总重量(Weight)	190g



型材  
钢管

支架  
模组

快换  
模块

夹具  
组件

气动  
剪刀

真空  
模块

附件  
Accessories

# 圆形手动快换 Round Manual Quick Changer

型材 / SUS Tube

支架模组

快换

夹具组件

气动剪刀

真空组件

附件

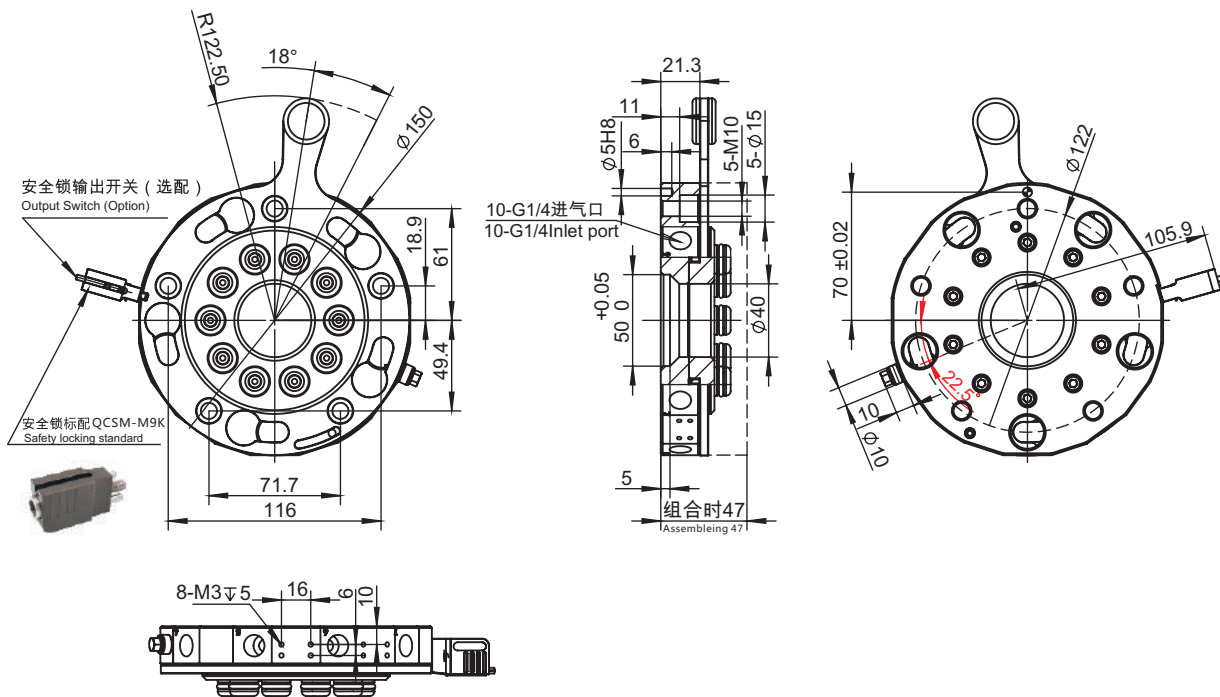
## QC-150



### 产品参数/Parameter

型号	Model	QC150
介质	Medium	已过滤压缩空气
压力范围	Pressure range	5~6 bar
温度范围	Temperature range	5 ~ 60 °C
机械手侧的快速转换模块	Robot side quick changer	QC-R150K
机械手侧的快速转换模块重量	Robot side quick changer weight	1159 g
治具侧的快速转换模块	Gripper side quick changer	QC-G150
治具侧的快速转换模块重量	Gripper side quick changer weight	837 g
垂直拉力	Vertical Pulling Force F	1000N
旋转扭矩	Rotating Torque Mt	250Nm
翻转扭矩	Reversal Torque Mb	150Nm
建议负载	Recomended payload	35kg
精度	Precision	±0.05
颜色	Colour	黑色

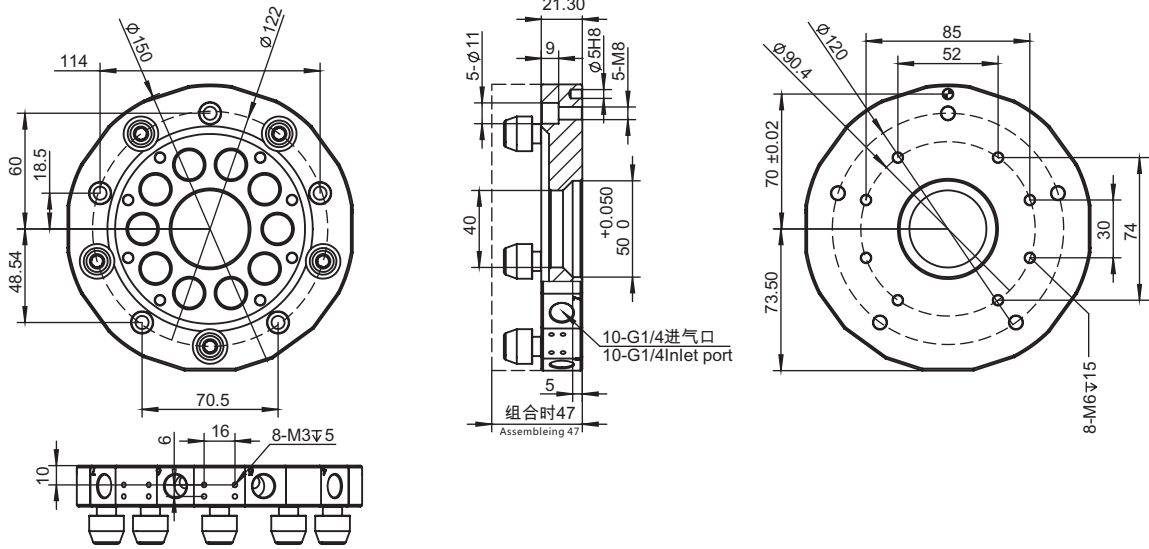
### 尺寸说明/Dimension description



机械手侧的快速转换模块  
Robot side quick changer

货号(PN)	8.Y00376
型号(Model)	QC-R150K

# 圆形手动快换 Round Manual Quick Changer



治具侧的快速转换模块  
Gripper side quick changer

货号(PN)	8.Y00377
型号(Model)	QC-G150

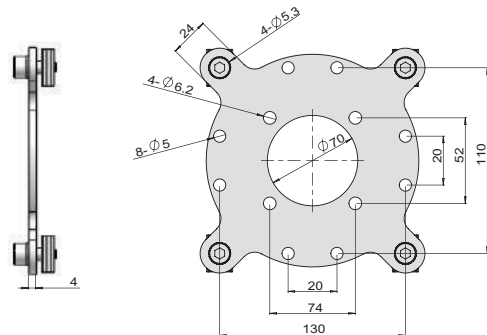
## 模块类型/Module Type

产品图 Product	产品名称 Product name	型号 Model	货号 PN	I/O连接类型 I/O connection type	工作电流 Working Current	连接线 Wire-Male
	机械手侧信号模块 Robot side signal module	QCSM-9R3	7.Y00819	9针D-SUB	MAX 3A	R9-1000 (1.Y06423)
	治具侧信号模块 Gripper side signal module	QCSM-9G3	7.Y00820	9针D-SUB	MAX 3A	G9-1000 (1.Y06424)


\*R9-1000、G9-1000选配，连接线线长为1米  
\*R9-1000、G9-1000option, The wire's length is 1 meters

## 快换连接板/Interface (螺钉套件选配) (Kit With Screws Option)

注: 如需螺钉套件货号 and 型号加T 如: 型号SIP-50BT 货号7.Y00650-T



货号(PN)	7.Y00635
型号(Model)	SIP-160B
QC-G...	QC-G150/QC-G160
厚度(T)	4mm
螺钉选配件 Accessorier selection	
螺丝(Screws)	PTC-M5L12*4
双齿平垫(Single hole shim)	PTS-M5*4
T型螺母(T-Nuts)	PTN-M5*4
总重量(Weight)	540g



型材  
钢管

支架  
模组

快换

夹具  
组件

气动  
剪刀

真空  
组件

附件  
Accessory Components



# 圆形手动快换 Round Manual Quick Changer

型材 / SUS Tube  
Profile / SUS Tube

支架模组  
Stents Module

快换  
Quick Changer

夹具组件  
Grip Module

气动剪刀  
Air Nipper

真空组件  
Vacuum Module


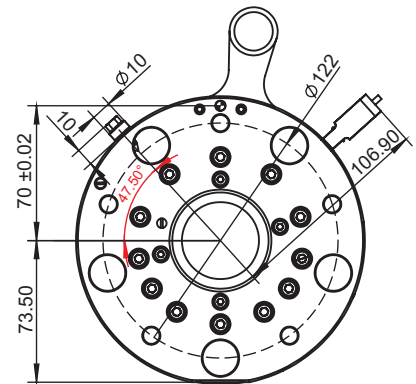
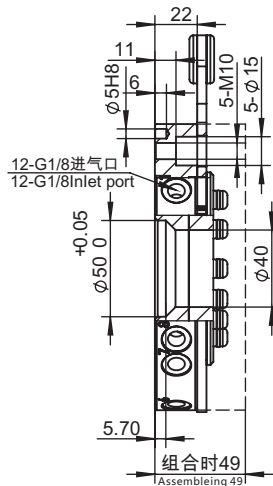
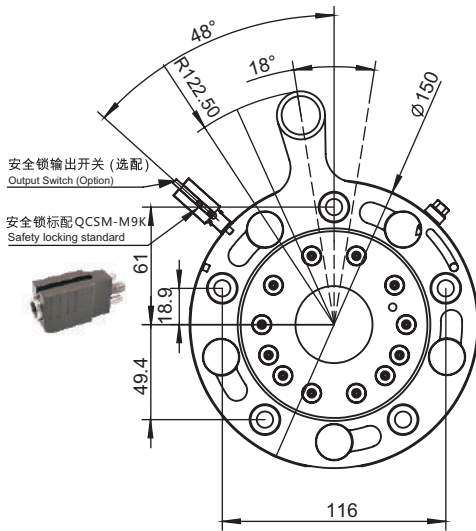
附件  
Accessory Components

## QC-160



### 产品参数/Parameter

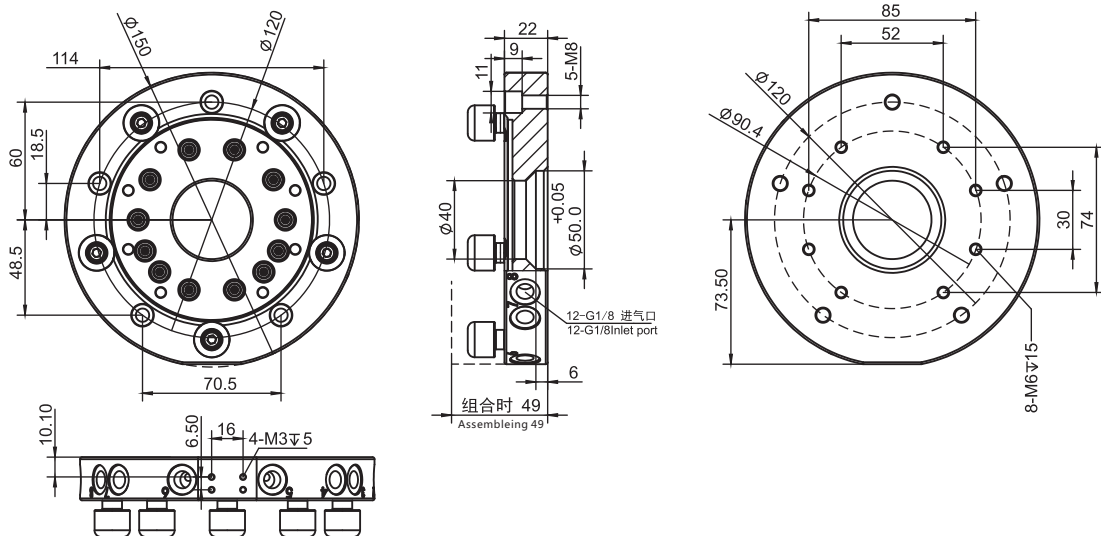
型号	Model	QC160
介质	Medium	已过滤压缩空气
压力范围	Pressure range	5~6 bar
温度范围	Temperature range	5 ~ 60 °C
机械手侧的快速转换模块	Robot side quick changer	QC-R160K
机械手侧的快速转换模块重量	Robot side quick changer weight	1200 g
治具侧的快速转换模块	Gripper side quick changer	QC-G160
治具侧的快速转换模块重量	Gripper side quick changer weight	900 g
垂直拉力	Vertical Pulling Force F	1000N
旋转扭矩	Rotating Torque Mt	250Nm
翻转扭矩	Reversal Torque Mb	150Nm
建议负载	Recomended payload	35kg
精度	Precision	±0.05
颜色	Colour	古铜色



机械手侧的快速转换模块  
Robot side quick changer

货号(PN)	8.Y00360
型号(Model)	QC-R160K

# 圆形手动快换 Round Manual Quick Changer



治具侧的快速转换模块  
Gripper side quick changer

货号(PN)	8.Y00053
型号(Model)	QC-G160

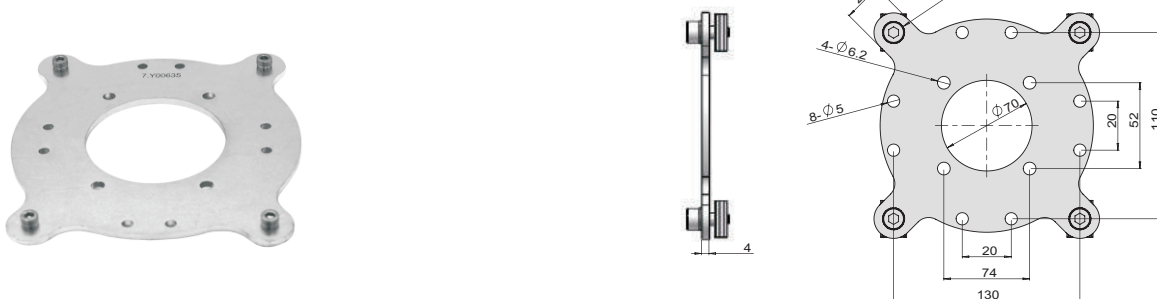
## 模块类型/Module Type

产品图 Product	产品名称 Product name	型号 Model	货号 PN	I/O连接类型 I/O connection type	工作电流 Working Current	连接线 Wire-Male
	机械手侧信号模块 Robot side signal module	QCSM-9R2	7.Y00862	9针D-SUB	MAX 3A	R9-1000 (1.Y06423)
	治具侧信号模块 Gripper side signal module	QCSM-9G2	7.Y00863	9针D-SUB	MAX 3A	G9-1000 (1.Y06424)


\*R9-1000、G9-1000选配，连接线线长为1米  
\*R9-1000、G9-1000option, The wire's length is 1 meters

## 快换连接板/Interface (螺钉套件选配) (Kit With Screws Option)

注: 如需螺钉套件货号 and 型号加T 如: 型号SIP-50BT 货号7.Y00650-T



货号(PN)	7.Y00635
型号(Model)	SIP-160B
QC-G...	QC-G150/QC-G160
厚度(T)	4mm
螺钉选配件 Accessorier selection	
螺丝(Screws)	PTC-M5L12*4
双齿平垫(Single hole shim)	PTS-M5*4
T型螺母(T-Nuts)	PTN-M5*4
总重量(Weight)	540g



型材 / SUS Tube

支架模组

快换

夹具组件

气动剪刀

真空组件

附件

# 圆形手动快换 Round Manual Quick Changer

型材 / SUS Tube

支架模组

快换

夹具组件

气动剪刀

真空组件

附件

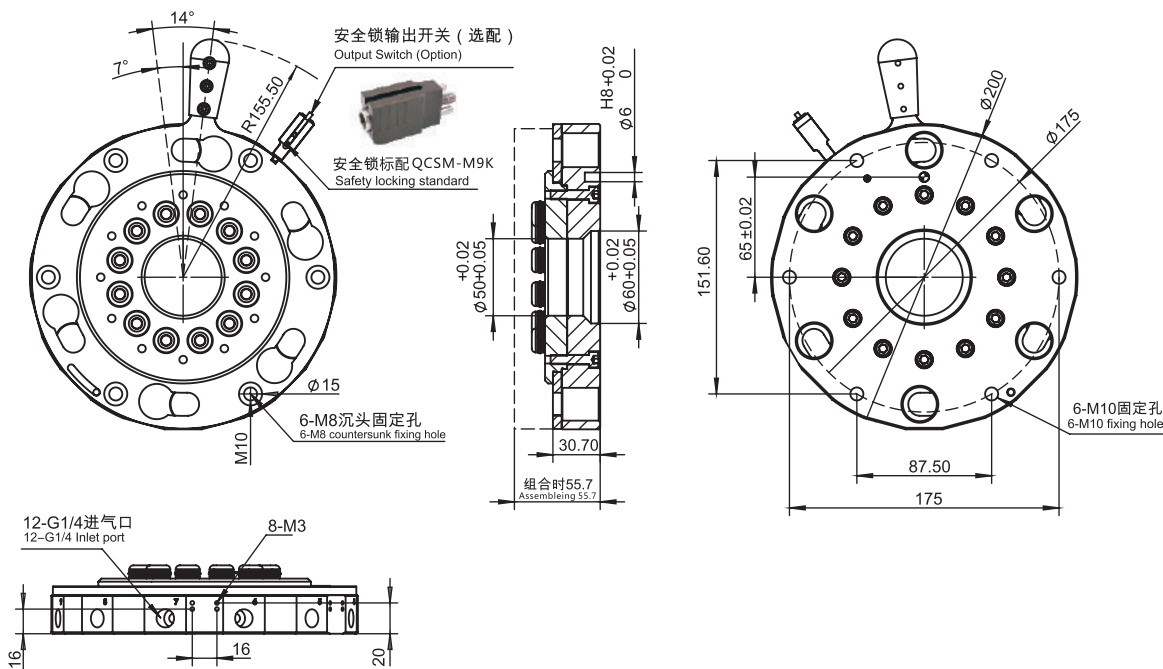
## QC-200



### 产品参数/Parameter

型号	Model	QC200
介质	Medium	已过滤压缩空气
压力范围	Pressure range	5~6 bar
温度范围	Temperature range	5 ~ 60 °C
机械手侧的快速转换模块	Robot side quick changer	QC-R200K
机械手侧的快速转换模块重量	Robot side quick changer weight	2640 g
治具侧的快速转换模块	Gripper side quick changer	QC-G200
治具侧的快速转换模块重量	Gripper side quick changer weight	1890 g
垂直拉力	Vertical Pulling Force F	2000N
旋转扭矩	Rotating Torque Mt	600Nm
翻转扭矩	Reversal Torque Mb	300Nm
建议负载	Recomended payload	75kg
精度	Precision	±0.05
颜色	Colour	黑色

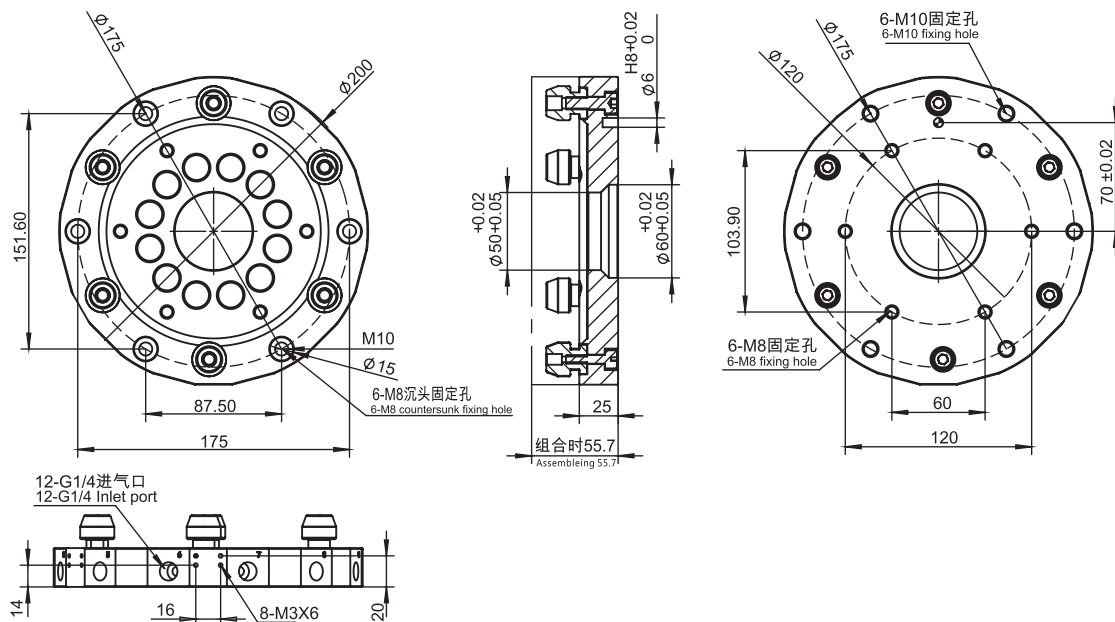
### 尺寸说明/Dimension description



机械手侧的快速转换模块  
Robot side quick changer

货号(PN)	8.Y00209
型号(Model)	QC-R200K

# 圆形手动快换 Round Manual Quick Changer



治具侧的快速转换模块  
Gripper side quick changer

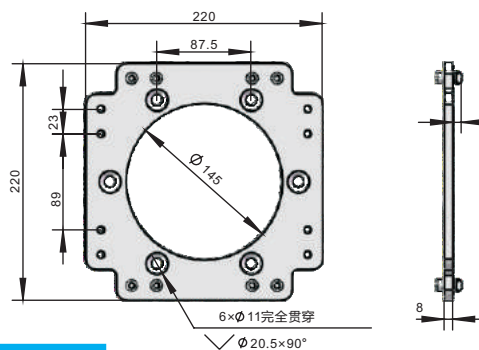

货号(PN)	8.Y00208
型号(Model)	QC-G200

## 模块类型/Module Type


产品图 Product	产品名称 Product name	型号 Model	货号 PN	I/O连接类型 I/O connection type	工作电流 Working Current	连接线 Wire-Male
	机械手侧信号模块 Robot side signal module	QCSM-9R4	7.Y00821	9针D-SUB	MAX 3A	R9-1000 (1.Y06423)
	治具侧信号模块 Gripper side signal module	QCSM-9G4	7.Y00822	9针D-SUB	MAX 3A	G9-1000 (1.Y06424)

\*R9-1000、G9-1000选配，连接线线长为1米  
\*R9-1000、G9-1000option, The wire's length is 1 meters

## 快换连接板/Interface



货号(PN)	7.Y00865
型号(Model)	SIP-200B
QC-G...	QC-G200
厚度(T)	8mm
总重量(Weight)	578g
螺钉选配件 Accessorier selection	
螺丝(Screws)	PTC-M5L16*16
双齿平垫(Single hole shim)	PTS-M5*16
T型螺母(T-Nuts)	PTN-M5*16



型材 / SUS Tube

支架模组

快换

夹具组件

气动剪刀

真空组件

附件

# 方形手动快换 Square Manual Quick Changer

型材 / SUS Tube

支架模组  
Stents Module

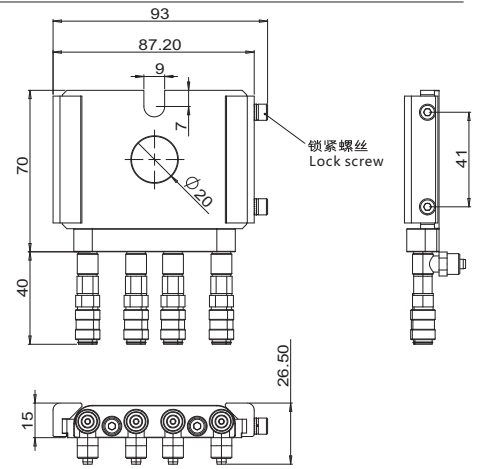
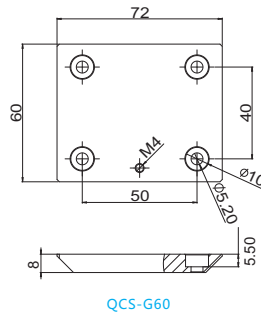
快换  
Quick Changer

夹具组件  
Grip Module

气动剪刀  
Air Nipper

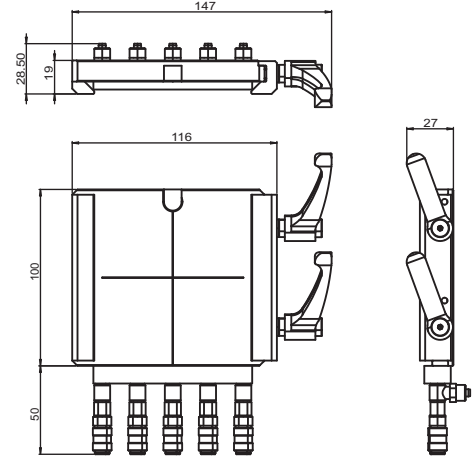
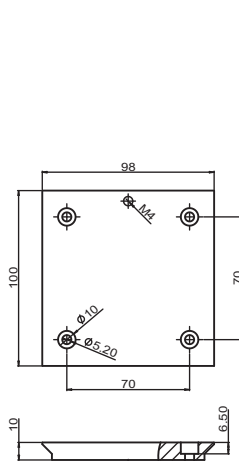
真空组件  
Vacuum Module

附件  
Accessory Components



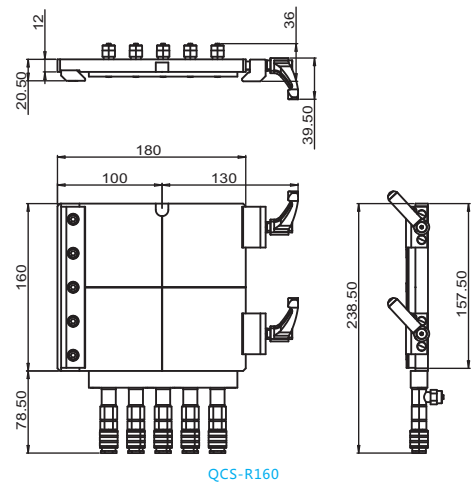
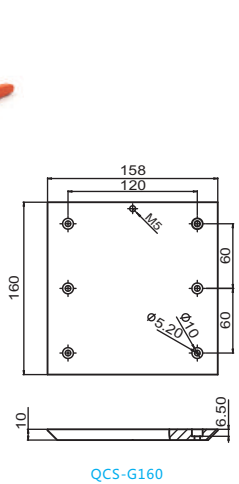

气管接头模组(选配)  
Threaded Hose Module(Optional)

货号(PN)	8.Y00081	8.Y00082	1.Y03525	1.Y03524
型号(Model)	QCS-R60	QCS-G60	KCH04-M5	KCH06-M5
负载(Load)	70N		-	-
重量/Weight	148g	79g	7g	9g



气管接头模组(选配)  
Threaded Hose Module(Optional)

货号(PN)	7.Y00332	7.Y00175	7.Y00860	7.Y00861	7.Y00334	1.Y04667
型号(Model)	QCS-R100	QCS-G100	KCH04-M5*5	KCH06-M5*5	MS-10SF*5	MS-10PF
负载(Load)	300N		-	-	-	-
重量/Weight	463g	240g	86g	96g	196g	11g



气管接头模组(选配)  
Threaded Hose Module(Optional)

货号(PN)	7.Y00160	7.Y00161	7.Y00860	7.Y00861	7.Y00334	1.Y04667
型号(Model)	QCS-R160	QCS-G160	KCH04-M5*5	KCH06-M5*5	MS-10SF*5	MS-10PF
负载(Load)	800N		-	-	-	-
重量/Weight	1198g	634g	86g	96g	196g	11g

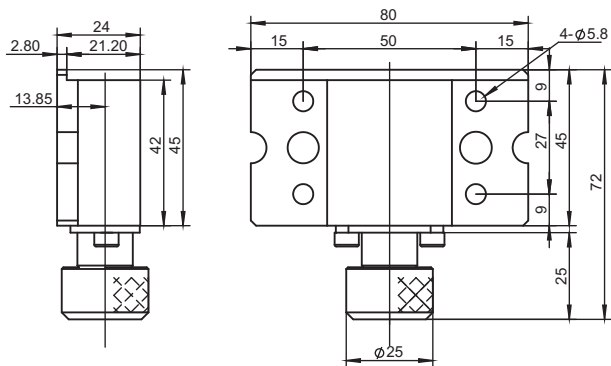


# L形手动快换 L-Type Manual Quick Changer



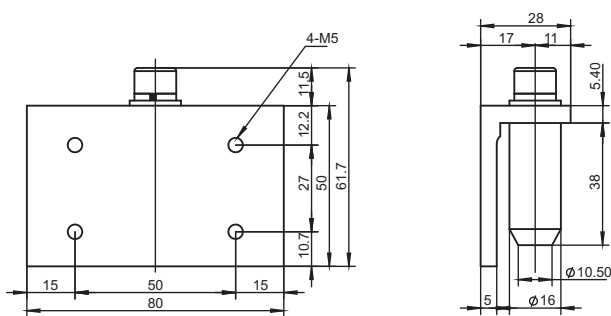
货号(PN)	1.Y01275
型号(Model)	QCL15R-Y

※超硬铝制  
 ※重量: 185g  
 ※安装位置: 机械手侧  
 ※可搬重量: ~15kg  
 ※Superhard aluminum  
 ※Weight: 185g  
 ※Installation location: Robot side  
 ※Load weight: to 15kg

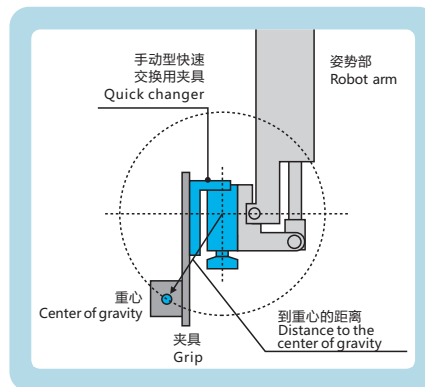



货号(PN)	1.Y01276
型号(Model)	QCL15G-Y

※钢制  
 ※重量: 294g  
 ※安装位置: 夹具侧  
 ※可搬重量: ~15kg  
 ※Steel  
 ※Weight: 294g  
 ※Installation location: Grip side  
 ※Load weight: to 15kg



## 运用实例 / Application example



型材 / SUS Tube

支架模组

快换

夹具组件

气动剪刀

真空组件

附件

# L形手动快换 L-Type Manual Quick Changer

型材 / SUS Tube

支架模组

快换

夹具组件

气动剪刀

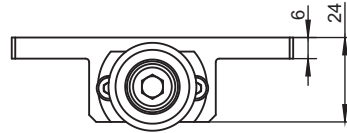
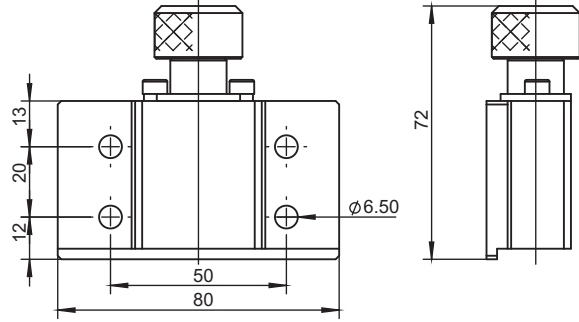
真空组件

附件



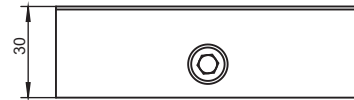
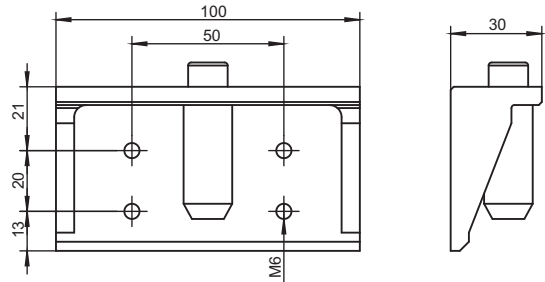
货号(PN)	8.Y00236
型号(Model)	QCL15R-S

- ※超硬铝制
- ※重量: 190g
- ※安装位置: 机械手侧
- ※可搬重量: ~15kg
- ※Superhard aluminum
- ※Weight: 190g
- ※Installation location: Robot side
- ※Load weight: to 15kg

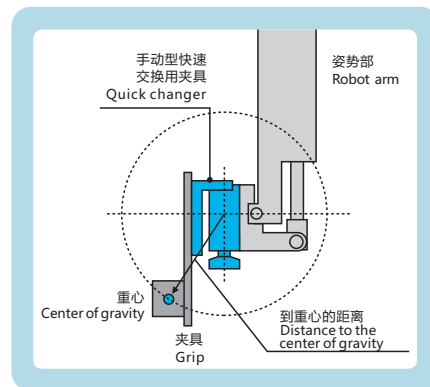


货号(PN)	8.Y00235
型号(Model)	QCL15G-S

- ※超硬铝制
- ※重量: 197g
- ※安装位置: 夹具侧
- ※可搬重量: ~15kg
- ※Superhard aluminum
- ※Weight: 197g
- ※Installation location: Grip side
- ※Load weight: to 15kg



## 运用实例 / Application example



# L形手动快换 L-Type Manual Quick Changer



货号(PN)	8.Y00101
型号(Model)	QCL35R-S

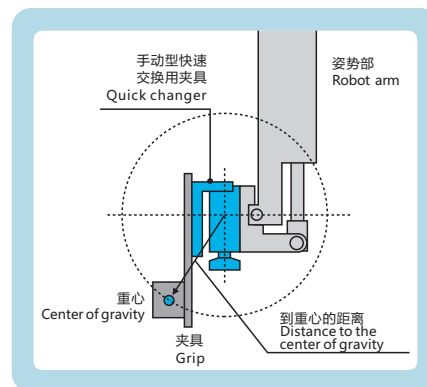
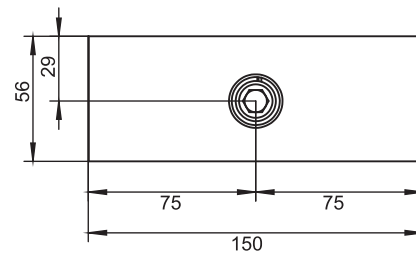
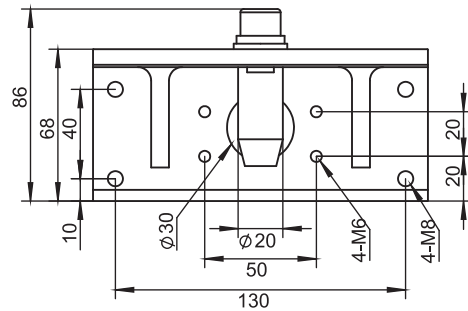
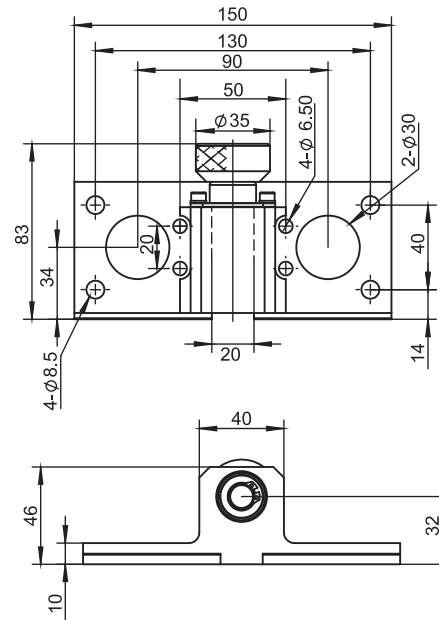
- ※超硬铝制
- ※重量: 505g
- ※安装位置: 机械手侧
- ※可搬重量: ~35kg
- ※Superhard aluminum
- ※Weight: 505g
- ※Installation location: Robot side
- ※Load weight: to 35kg



货号(PN)	8.Y00102
型号(Model)	QCL35G-S

- ※超硬铝制
- ※重量: 565g
- ※安装位置: 夹具侧
- ※可搬重量: ~35kg
- ※Superhard aluminum
- ※Weight: 565g
- ※Installation location: Grip side
- ※Load weight: to 35kg

## 运用实例 / Application example



型材 / SUS Tube

支架模组

快换

夹具组件

气动剪刀

真空组件

附件

# 手动快速转换模块 Manual Quick Changer Module

型材 / SUS Tube

支架模组

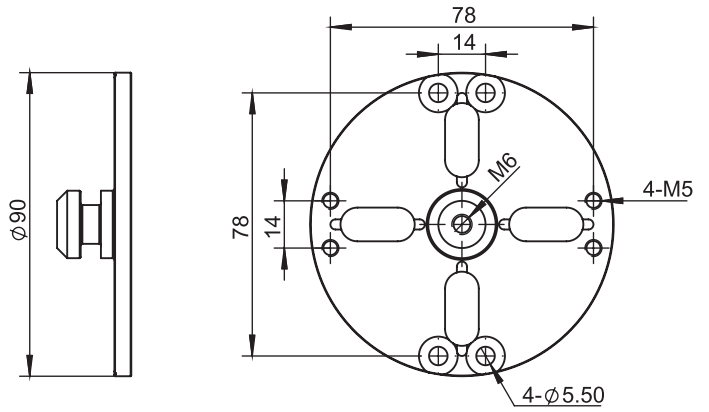
快速转换

夹具组件

气动剪刀

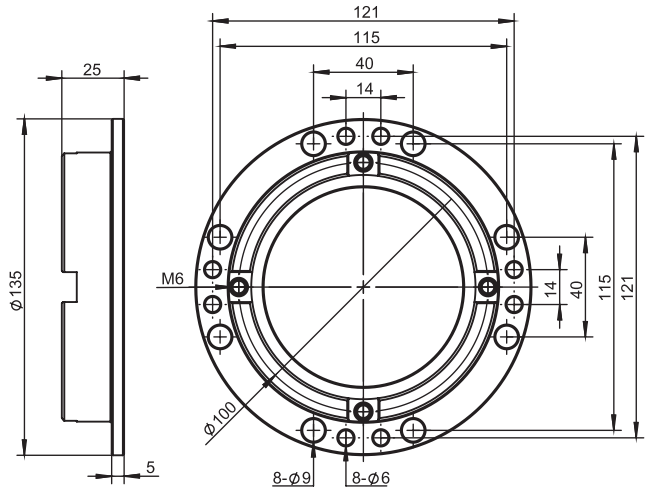
真空组件

附件



货号(PN)	4.Y00480
型号(Model)	BP90


- ※ 铁制品
- ※ 重量: 234g
- ※ 安装位置: 夹具侧
- ※ Iron products
- ※ Weight: 234g
- ※ Installation location: Grip side



货号(PN)	4.Y00497
型号(Model)	BP135


- ※ 铁制品
- ※ 重量: 660g
- ※ 安装位置: 夹具侧
- ※ Iron products
- ※ Weight: 660g
- ※ Installation location: Grip side

# 方形自动快换 Square Automatic Quick Changer



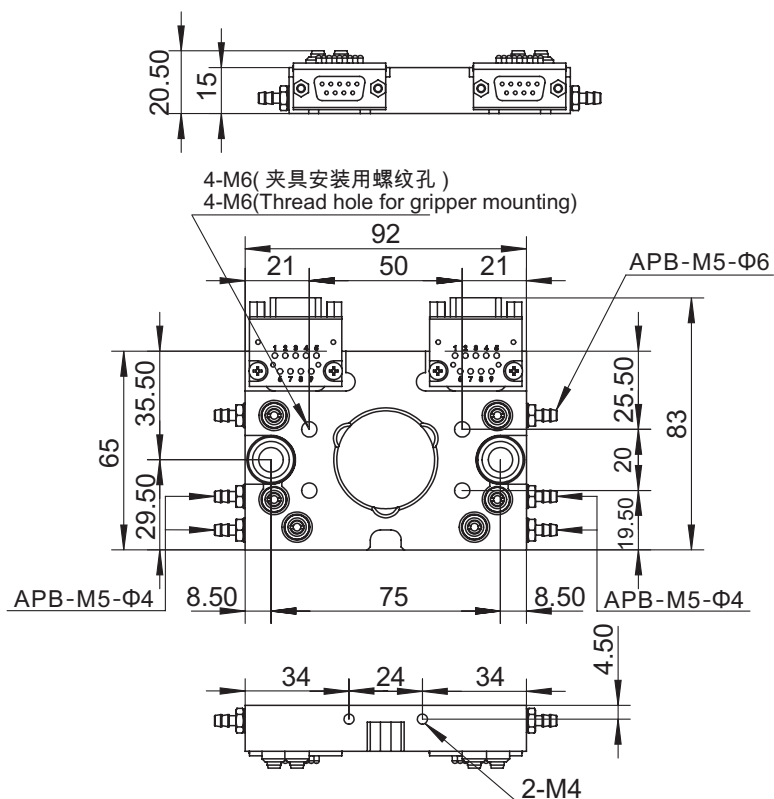
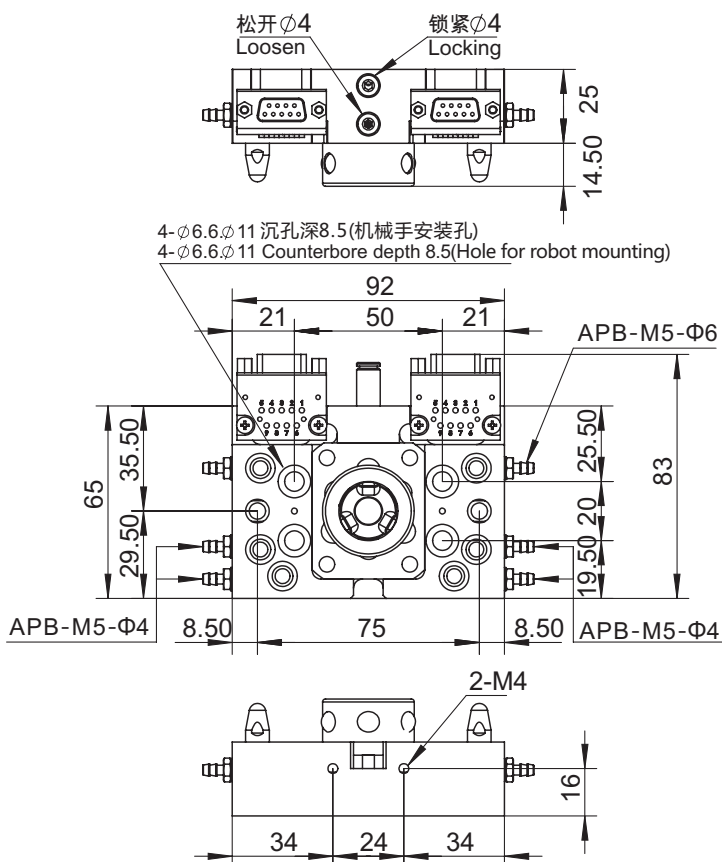
货号(PN)	8.Y00037
型号(Model)	QCA-S10R

- ※安装位置: 机械手侧
- ※重量: 466g
- ※可搬重量: ~10kg
- ※Installation location: Robot side
- ※Weight: 466g
- ※Load weight: to 10kg



货号(PN)	8.Y00038
型号(Model)	QCA-S10G

- ※安装位置: 夹具侧
- ※重量: 230g
- ※可搬重量: ~10kg
- ※Installation location: Gripper side
- ※Weight: 230g
- ※Load weight: to 10kg



型材  
SUS Tube

支架  
Module

快换  
Quick Changer

夹具  
Gripper Module

气动  
Air Nipper

真空  
Vacuum Module

附件  
Accessory Components



# 平行夹 Parallel Gripper

型材 · SUS Tube  
Profile · SUS Tube

支架模組  
Stents Module

快換  
Quick Changer

夾具組件  
Grip Module

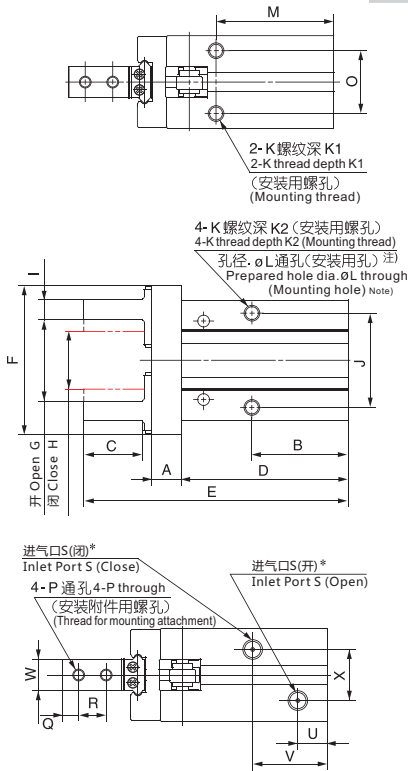
氣動剪刀  
Air Nipper

真空組件  
Vacuum Module

附件  
Accessory Components



货号(PN)	S	1.Y00258	1.Y00257	1.Y03080	1.Y09884	1.Y09885	1.Y09887
	D	1.Y00252	1.Y00256	1.Y02703	1.Y09338	1.Y09886	1.Y09888
型号(Model)	S	GMHZ2-10S	GMHZ2-16S	GMHZ2-20S	GMHZ2-25S	GMHZ2-32S	GMHZ2-40S
	D	GMHZ2-10D	GMHZ2-16D	GMHZ2-20D	GMHZ2-25D	GMHZ2-32D	GMHZ2-40D
缸径 Bore		10	16	20	25	32	40
使用流体 Fluid		空气 Air					
使用压力 范围(MPa) Operating pressure range	单作用 Single action	0.35~0.7		0.25~0.7			
	双作用 Double action	0.2~0.7		0.1~0.7			
环境及流体温度 Environment and fluid temperature		-10~60°C					
重复精度(mm) Repeatability accuracy		±0.01				±0.02	
最高使用频率(c.p.m) Maximum frequency of use		180				60	
动作方式 Action mode		单作用·双作用 Single action · Double action					
磁性开关(可选项) Magnetic switch (optional)		无触点磁性开关 Contactless magnetic switch					
接管口径 Pipe Size		M3×0.5		M5×0.8			
重量(Weight)	S	53g	123g	227g	309g	415g	543g
	D	52.5g	120g	225g	314g	410g	537g



\* 单作用的情况，一侧通口变成呼吸孔。  
\* For single action, the port on one side is a breathing hole.

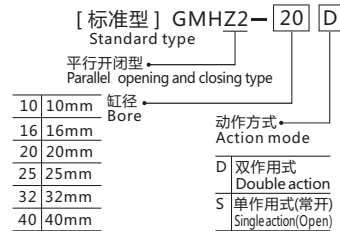
尺寸表(mm) Dimensions table

缸径(Bore)	A	B	C	D	E	F	G	H	I	J	K	K1	K2	K3	φL	M	N
10	6	23	12	37.8	57	29	15.2 <sup>+0.2</sup> <sub>-0.2</sub>	11.2 <sup>+0.1</sup> <sub>-0.1</sub>	4 <sup>+0.1</sup> <sub>-0.1</sub>	16	M3x0.5	6	5.5	6	2.6	27	φ11H9T2
16	7.5	24.5	15	42.5	67.3	38	20.9 <sup>+0.2</sup> <sub>-0.2</sub>	14.9 <sup>+0.1</sup> <sub>-0.1</sub>	5 <sup>+0.1</sup> <sub>-0.1</sub>	24	M4x0.7	4.5	8	8	3.4	30	φ17H9T2
20	9.5	29	20	52.8	84.8	50	26.3 <sup>+0.2</sup> <sub>-0.2</sub>	16.3 <sup>+0.1</sup> <sub>-0.1</sub>	8 <sup>+0.1</sup> <sub>-0.1</sub>	30	M5x0.8	8	10	10	4.3	35	φ21H9T3
25	11	30	25	63.6	102.7	63	33.3 <sup>+0.2</sup> <sub>-0.2</sub>	19.3 <sup>+0.1</sup> <sub>-0.1</sub>	10 <sup>+0.1</sup> <sub>-0.1</sub>	36	M6x1	10	12	12	5.1	36.5	φ26H9T3.5
32	12	40(49)	29	67(76)	113(122)	97	48 <sup>+0.5</sup> <sub>-0.5</sub>	26 <sup>+0.5</sup> <sub>-0.5</sub>	12 <sup>+0.1</sup> <sub>-0.1</sub>	46	M6x1	10	13	13	5.1	48(57)	φ34H9T4
40	15	49(62)	36	83(96)	139(152)	119	60 <sup>+0.7</sup> <sub>-0.7</sub>	30 <sup>+0.5</sup> <sub>-0.5</sub>	14 <sup>+0.1</sup> <sub>-0.1</sub>	56	M8x1.25	13	16	17	6.6	58(71)	φ42H9T4

缸径(Bore)	O	P	Q	R	S	T	U	V	W	X	Y	Z	Y1	Y2	AA	BB	CC	DD	EE
10	11.4	M2.5x0.45	3	5.7	M3x0.5	23	9	19	5 <sup>+0.05</sup> <sub>-0.05</sub>	11	φ2H9T3	16.4 <sup>+0.05</sup> <sub>-0.05</sub>	5.2 <sup>+0.02</sup> <sub>-0.02</sub>	7.6 <sup>+0.02</sup> <sub>-0.02</sub>	18	12	-	-	-
16	16	M3x0.5	4	7	M5x0.8	30.6	7.5	19	8 <sup>+0.05</sup> <sub>-0.05</sub>	13	φ3H9T3	23.6 <sup>+0.05</sup> <sub>-0.05</sub>	6.5 <sup>+0.02</sup> <sub>-0.02</sub>	11 <sup>+0.02</sup> <sub>-0.02</sub>	22	15	11.6	2.1	5.8
20	18.6	M4x0.7	5	9	M5x0.8	42	10	23	10 <sup>+0.05</sup> <sub>-0.05</sub>	15	φ4H9T4	27.6 <sup>+0.05</sup> <sub>-0.05</sub>	7.5 <sup>+0.02</sup> <sub>-0.02</sub>	16.8 <sup>+0.02</sup> <sub>-0.02</sub>	32	18	14	2.1	9
25	22	M5x0.8	6	12	M5x0.8	52	10.7	23.5	12 <sup>+0.05</sup> <sub>-0.05</sub>	20	φ4H9T4	33.6 <sup>+0.05</sup> <sub>-0.05</sub>	10 <sup>+0.02</sup> <sub>-0.02</sub>	21.8 <sup>+0.02</sup> <sub>-0.02</sub>	40	22	19	3.5	11.5
32	26	M6x1	7	14	M5x0.8	60	11	31(37)	15 <sup>+0.05</sup> <sub>-0.05</sub>	24	φ5H9T5	40 <sup>+0.1</sup> <sub>-0.1</sub>	12 <sup>+0.02</sup> <sub>-0.02</sub>	23 <sup>+0.02</sup> <sub>-0.02</sub>	46	26	24	3.3	11.5
40	32	M8x1.25	9	17	M5x0.8	72	12	38(45)	18 <sup>+0.05</sup> <sub>-0.05</sub>	28	φ5H9T5	48 <sup>+0.1</sup> <sub>-0.1</sub>	14 <sup>+0.02</sup> <sub>-0.02</sub>	29 <sup>+0.02</sup> <sub>-0.02</sub>	56	32	29.4	3.7	13

开关选择请参考 P179 页

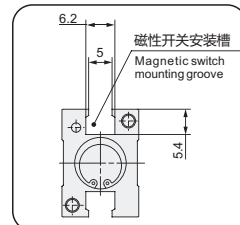
注) ( ) 内的尺寸为单动的尺寸



夹持力 / Gripping force

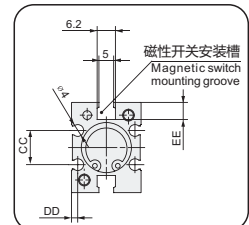
型号 Model	夹持力 N / Gripping force N			开闭行程 (两侧) mm
	每个手指夹持力的有效值 Gripping force per finger Effective value			
	双动(D) Double action	单动(S) Single action	开闭行程 (两侧) mm	
	外径/External	内径/Internal	外径/External	
GMHZ2-10□	11	17	7.1	4
GMHZ2-16□	34	45	27	6
GMHZ2-20□	42	66	33	10
GMHZ2-25□	65	104	45	14
GMHZ2-32□	158	193	131	22
GMHZ2-40□	254	318	217	30

GMHZ2-10□的磁性开关安装槽尺寸  
GMHZ2-10□ Magnetic Switch Mounting Groove Dimensions




注) 使用磁性开关时, 气爪不可以通孔安装  
Note) When using Magnetic switches, throughhole mounting is not possible.

GMHZ2-□的磁性开关安装槽尺寸  
GMHZ2-□ Magnetic Switch Mounting Groove Dimensions

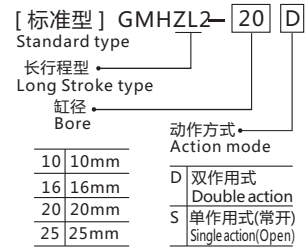
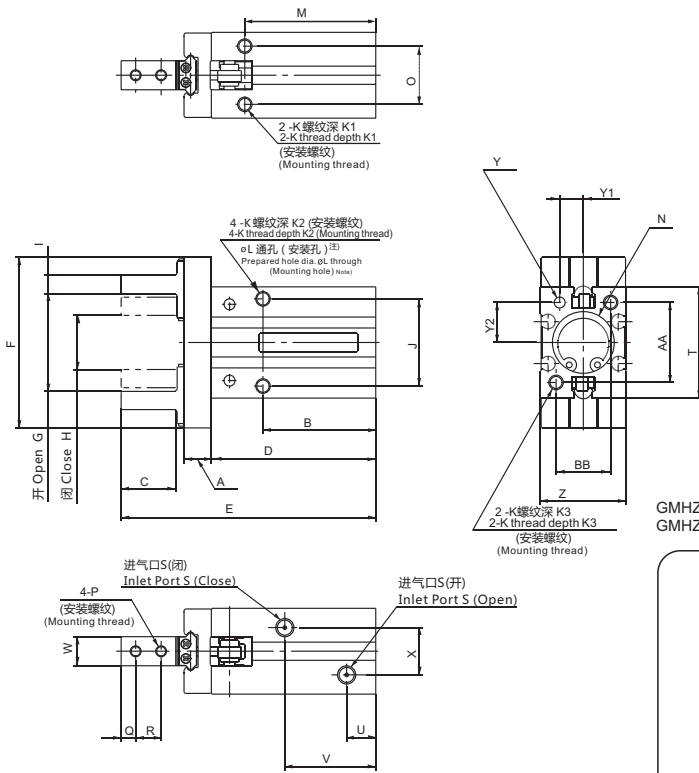


注) 使用磁性开关 D-Y59、D-Y69 及 D-Y77 时, 气爪不可以通孔安装  
Note) When using Magnetic switches D-Y59、D-Y69、D-Y77, throughhole mounting is not possible.

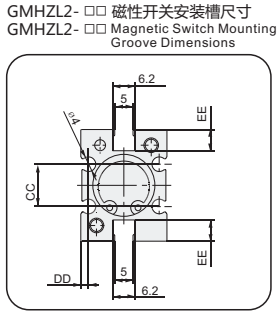
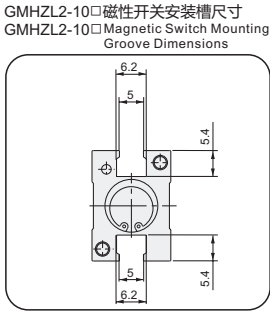
# 加长平行夹 Lengthen Parallel Gripper



货号(PN)	S	1.Y09405	1.Y08175	1.Y09882	1.Y09883
	D	1.Y07974	1.Y08146	1.Y07975	1.Y08802
型号(Model)	S	GMHZL2-10S	GMHZL2-16S	GMHZL2-20S	GMHZL2-25S
	D	GMHZL2-10D	GMHZL2-16D	GMHZL2-20D	GMHZL2-25D
缸径 Bore	10		16	20	25
使用流体 Fluid	空气 Air				
使用压力 范围(MPa) Operating pressure range	单作用 Single action	0.35~0.7		0.25~0.7	
	双作用 Double action	0.2~0.7		0.1~0.7	
环境及流体温度 Environment and fluid temperature	-10~60°C				
重复精度(mm) Repeatability accuracy	±0.01				
最高使用频率(c.p.m) Maximum frequency of use	120				
动作方式 Action mode	单作用·双作用 Single action · Double action				
磁性开关(可选项) Magnetic switch (optional)	无触点磁性开关 Contactless magnetic switch				
接管口径 Pipe Size	M3×0.5		M5×0.8		
重量(Weight)	S	63g	139g	218g	302g
	D	59g	130g	211g	293g



型号 Model	夹持力 N / Gripping force N			开闭行程 (两侧) m m Opening/Closing stroke (Both sides) (mm)
	每个手指夹持力的有效值 Gripping force per finger Effective value			
	双动(D) Double action		单动(S) Single action	
GMHZL2-10 □	11	17	7.1	8
GMHZL2-16 □	34	45	27	12
GMHZL2-20 □	42	66	33	18
GMHZL2-25 □	65	104	50	22



\* 单作用的情况，一侧接口变成呼吸孔  
\* For single action, the port on one side is a breathing hole.

注) 使用磁性开关时，气爪不可以通孔安装  
Note) When using Magnetic switches, throughhole mounting is not possible.

注) 使用磁性开关 D-Y59、D-Y69 及 D-Y7 时，气爪不可以通孔安装  
Note) When using Magnetic switches D-Y59、D-Y69、D-Y7, throughhole mounting is not possible.

尺寸表(mm) Dimensions table

缸径(Bore)	A	B	C	D	E	F	G	H	I	J	K	K1	K2	K3	φL	M	N
10	6	25(35)	12	37.8(47.8)	57(67)	35	19.2 <sup>±0.2</sup>	11.2 <sup>±0.4</sup>	4 <sup>±0.1</sup>	16	M3x0.5	6	5.5	6	2.6	29(39)	φ11H9/2
16	7.5	31(36)	15	45.2(50.2)	70(75)	47	26.9 <sup>±0.2</sup>	14.9 <sup>±0.4</sup>	5 <sup>±0.1</sup>	24	M4x0.7	4.5	8	8	3.4	36(41)	φ17H9/2
20	9.5	36(42)	20	58(64)	90(96)	62	34.3 <sup>±0.4</sup>	16.3 <sup>±0.4</sup>	8 <sup>±0.1</sup>	30	M5x0.5	8	10	10	4.3	43(49)	φ21H9/3
25	11	40(50)	25	66.9(76.9)	106(116)	75	41.3 <sup>±0.6</sup>	19.3 <sup>±0.4</sup>	10 <sup>±0.1</sup>	36	M6x1	10	12	12	5.1	48(58)	φ26H9/3.5

缸径(Bore)	O	P	Q	R	S	T	U	V	W	X	Y	Z	Y1	Y2	AA	BB	CC	DD	EE
10	11.4	M2.5x0.45	3	5.7	M3x0.5	23	8	21(31)	5 <sup>±0.05</sup>	11	φ2H9/3	16.4 <sup>±0.05</sup>	5.2 <sup>±0.02</sup>	7.6 <sup>±0.02</sup>	18	12	-	-	-
16	16	M3x0.5	4	7	M5x0.8	30.6	8	25(30)	8 <sup>±0.05</sup>	13	φ2H9/3	23.6 <sup>±0.05</sup>	6.5 <sup>±0.02</sup>	11 <sup>±0.02</sup>	22	15	11.6	2.1	5.8
20	18.6	M4x0.7	5	9	M5x0.8	42	10	30(36)	10 <sup>±0.05</sup>	15	φ4H9/4	27.6 <sup>±0.05</sup>	7.5 <sup>±0.02</sup>	16.8 <sup>±0.02</sup>	32	18	14	2.1	9
25	22	M5x0.8	6	12	M5x0.8	52	10	33(43)	12 <sup>±0.05</sup>	20	φ4H9/4	33.6 <sup>±0.05</sup>	10 <sup>±0.02</sup>	21.8 <sup>±0.02</sup>	40	22	19	3.5	11.5

开关选择请参考 P179 页

注) ( ) 内的尺寸为单动的尺寸

型材 / SUS Tube

支架模组

快换

夹爪组件

气动剪刀

真空组件

附件

# Y型夹 Y Type Gripper

型材 SUS Tube

支架模组


快换

夹具组件

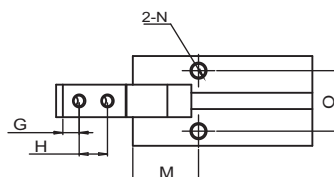
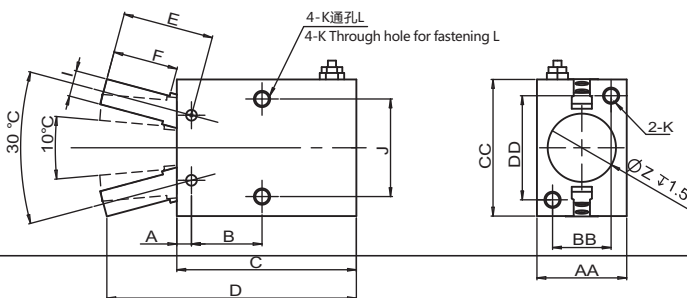
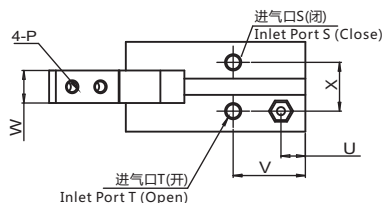
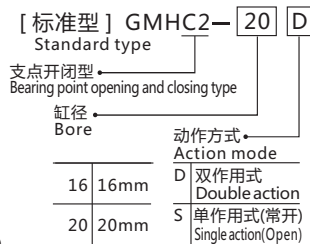
气动剪刀

真空组件

附件



货号(PN)	S	1.Y02014	1.Y02730
	D	1.Y05738	1.Y04328
型号(Model)	S	GMHC2-16S	GMHC2-20S
	D	GMHC2-16D	GMHC2-20D
缸径 Bore	16		20
使用流体 Fluid	空气 Air		
使用压力 范围(MPa) Operating pressure range	单作用 Single action	0.1~0.6	
	双作用 Double action	0.25~0.6	
环境及流体温度 Environment and fluid temperature	-10~60°C		
最高使用频率(c.p.m) Maximum frequency of use	180c.p.m		
重复精度(mm) Repeatability accuracy	±0.01		
重量(Weight)	S	99g	167g
	D	108g	177g



缸径 (Bore) (mm)	A B C D E F G H I J											K	L M N O P			接管口径 Pipe Size		U	V	W	X	Z	AA	BB	CC	DD
													S		T											
16	3.9	16.2	44.6	62.5	22.6	16	4	7	7	24	M4X0.7 $\nabla$ 8	3.4	10.7	M4X0.7 $\nabla$ 8	16	M3X0.5	M5X0.8	7	18.3	8	13	17	23.6	15	30.6	22
20	4.5	21.7	55.2	78.7	28	20	5.2	9	8	30	M5X0.8 $\nabla$ 10	4.3	15.7	M5X0.8 $\nabla$ 8	8.6	M4X0.7	M5X0.8	7.5	22.2	10	15	21	27.6	18	42	32

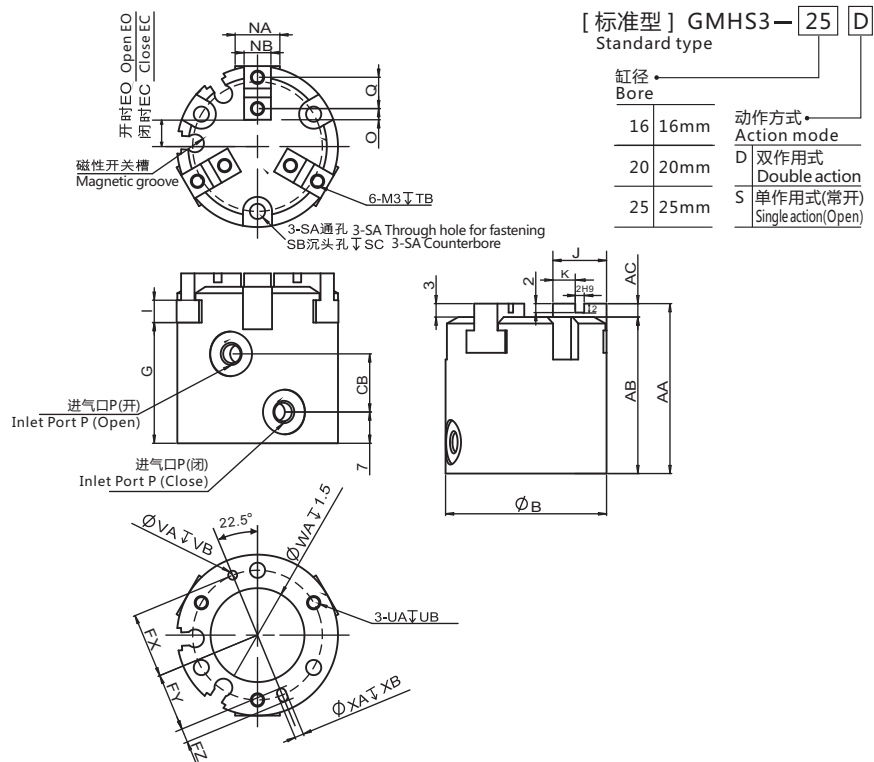
开关选择请参考 P179 页

# 三爪夹 Three Jaws Gripper



货号(PN)	1.Y04529	1.Y04764	1.Y05750	
型号(Model)	GMHS3-16D	GMHS3-20D	GMHS3-25D	
缸径 Bore	16	20	25	
使用流体 Fluid	空气 Air			
使用压力范围 Operating pressure range	0.2~0.6MPa			
环境及流体温度 Environment and fluid temperature	-10~60°C			
重复精度(mm) Repeatability accuracy	±0.01			
最高使用频率(c.p.m) Maximum frequency of use	120c.p.m			
动作方式 action mode	双作用 Double action			
注)夹持力N 压力0.5MPa Note) gripping force N Pressure 0.5MPa	外径夹持 External diameter clamping	14	25	42
	内径夹持 Internal diameter clamping	16	28	47
	带防尘罩外径夹持 External diameter clamping with dust cover	9	21	36
带罩·标准型手指行程 Standard finger stroke with hood	4	4	6	
长行程手指行程 Long stroke finger stroke	10	10	12	
接管口径Rc Pipe Size	M3×0.5	M5×0.8		
磁性开关 Magnetic switch	内置磁环型 Built in magnetic ring type			
重量 Weight	59g	96.7g	138g	

注)夹持外径时的夹持力，Ø16-Ø25的夹持点距离L=20mm时的数值  
 Note)Clamping force when holding the outside diameter,  
 The value of the holding point of Ø16-Ø25 is L=20mm



缸径(Bore)	AA	AB	B	CB	EC	EO	FX	FY	FZ	G	I	J	K	NA	NB
16	35	32	30	11	5	7	12.5	11	3	25	4	10	4	8	5h9
20	38	35	36	13	6	8	14.5	13	3	27	5	12	5	10	6h9
25	40	37	42	15	7	10	17	14.5	5	28	5	14	6	12	6h9

缸径(Bore)	O	P	Q	SA	SB	SC	TB	UA	UB	VA	VB	WA	XA	XB
16	2	M3x0.5	6	3.4	6.5	8	5	M3x0.5	4.5	2H9	2	17H9	2H9	2
20	2.5	M5x0.8	7	3.4	6.5	9.5	6	M3x0.5	6	2H9	2	21H9	2H9	2
25	3	M5x0.8	8	4.5	8	10	6	M4x0.7	6	3H9	3	26H9	3H9	3

开关选择请参考 P179 页

型材 / SUS Tube

支架模组

快换

夹爪组件

气动剪刀

真空组件

附件

# FPT两指平动式抓手 FPT Two-finger Translational Gripper

型材  
SUS Tube

支架  
Stents Module

快换  
Quick Changer

夹具  
Grip Module

气动  
Air Nipper

真空  
Vacuum Module

附件  
Accessory Components



基本版  
Basic version

防尘版  
Dustproof version

高温版  
High temperature version

## 产品特点 Features

- T齿导轨, 结构紧凑, 可靠
- 磁性开关接口
- 接近开关接口
- 无管连接接口
- 一千万次免维护操作
- T-tooth guide rail. Compact structure and reliable
- Magnetic switch interface
- Proximity switch interface
- Pipeless connection interface
- Ten million maintenance-free operations

## 技术参数 Technical Parameter

货号 (PN)	型号 (Model)	单指行程 (mm)	夹持力 (N)	自重 (kg)	工件重量 (kg)	最长手指长度 (mm)	最大单个手指重量 (kg)	重复定位精度 (mm)	IP等级
1.Y13289	FPT-40A-1	2.5	123	0.08	0.68	50	0.1	0.01	40
1.Y13290	FPT-40A-1-SD	2.5	123/132	0.11	0.68	50	0.1	0.01	64
1.Y13291	FPT-40A-1-TEM	2.5	123/132	0.08	0.68	50	0.1	0.01	40
1.Y13292	FPT-50A-1	4	140/145	0.15	0.77	64	0.18	0.01	40
1.Y13293	FPT-50A-2	2	290/310	0.15	1.60	58	0.18	0.01	40
1.Y13294	FPT-50A-1-SD	4	140/145	0.18	0.77	64	0.18	0.01	64
1.Y13295	FPT-50A-2-SD	2	290/310	0.18	1.60	58	0.18	0.01	64
1.Y13296	FPT-50A-1-TEM	4	140/145	0.15	0.77	64	0.18	0.01	40
1.Y13297	FPT-50A-2-TEM	2	290/310	0.15	1.60	58	0.18	0.01	40
1.Y13298	FPT-64A-1	6	250/270	0.28	1.38	80	0.35	0.01	40
1.Y13299	FPT-64A-2	3	520/565	0.28	2.86	72	0.35	0.01	40
1.Y13300	FPT-64A-1-SD	6	250/270	0.35	1.38	80	0.35	0.01	64
1.Y13301	FPT-64A-2-SD	3	520/565	0.35	2.86	72	0.35	0.01	64
1.Y13302	FPT-64A-1-TEM	6	250/270	0.28	1.38	80	0.35	0.01	40
1.Y13303	FPT-64A-2-TEM	3	520/565	0.28	2.86	72	0.35	0.01	40
1.Y13304	FPT-80A-1	8	415/465	0.5	2.31	100	0.6	0.01	40
1.Y13305	FPT-80A-2	4	860/960	0.5	4.73	90	0.6	0.01	40
1.Y13306	FPT-80A-1-SD	8	415/465	0.6	2.31	100	0.6	0.01	64
1.Y13307	FPT-80A-2-SD	4	860/960	0.6	4.73	90	0.6	0.01	64
1.Y13308	FPT-80A-1-TEM	8	415/465	0.5	2.31	100	0.6	0.01	40
1.Y13309	FPT-80A-2-TEM	4	860/960	0.5	4.73	90	0.6	0.01	40
1.Y13310	FPT-100A-1	10	660/725	0.81	3.63	125	1.1	0.01	40
1.Y13311	FPT-100A-2	5	1370/1500	0.81	7.54	115	1.1	0.01	40
1.Y13312	FPT-100A-1-SD	10	660/725	0.99	3.63	125	1.1	0.01	64
1.Y13313	FPT-100A-2-SD	5	1370/1500	0.99	7.54	115	1.1	0.01	64
1.Y13314	FPT-100A-1-TEM	10	660/725	0.81	3.63	125	1.1	0.01	40
1.Y13315	FPT-100A-2-TEM	5	1370/1500	0.81	7.54	115	1.1	0.01	40
1.Y13316	FPT-110A-1	20	1050/1150	2	5.25	150	2	0.01	40
1.Y13317	FPT-125A-1	13	1080/1170	1.35	5.94	160	2.1	0.01	40
1.Y13318	FPT-125A-2	6	2240/2420	1.35	12.32	145	2.1	0.01	40
1.Y13319	FPT-125A-1-SD	13	1080/1170	1.55	5.94	160	2.1	0.01	64
1.Y13320	FPT-125A-2-SD	6	2240/2420	1.55	12.32	145	2.1	0.01	64
1.Y13321	FPT-125A-1-TEM	13	1080/1170	1.35	5.94	160	2.1	0.01	40
1.Y13322	FPT-125A-2-TEM	6	2240/2420	1.35	12.32	145	2.1	0.01	40
1.Y13323	FPT-160A-1	16	1640/1770	2.6	9.02	200	3.5	0.01	40
1.Y13324	FPT-160A-2	8	3200/3460	2.6	17.60	190	3.5	0.01	40
1.Y13325	FPT-160A-1-SD	16	1640/1770	3	9.02	200	3.5	0.01	64
1.Y13326	FPT-160A-2-SD	8	3200/3460	3	17.60	190	3.5	0.01	64



# FPT两指平动式抓手 FPT Two-finger Translational Gripper

货号 (PN)	型号 (Model)	单指行程 (mm) Single finger stroke	夹持力 (N) Gripping force	自重 (kg) Self Weight	工件重量 (kg) Workpiece weight	最长手指长度 (mm) Longest finger length	最大单个手指重量 (kg) Maximum single finger weight	重复定位精度 (mm) Repeat positioning accuracy	IP等级 IP rating
1.Y13327	FPT-160A-1-TEM	16	1640/1770	2.6	9.02	200	3.5	0.01	40
1.Y13328	FPT-160A-2-TEM	8	3200/3460	2.6	17.60	190	3.5	0.01	40
1.Y13329	FPT-200A-1	25	2700/2870	5.2	14.85	240	6.5	0.02	40
1.Y13330	FPT-200A-1-SD	25	2700/2870	5.8	14.85	240	6.5	0.02	64
1.Y13331	FPT-200A-1-TEM	25	2700/2870	5.2	14.85	240	6.5	0.02	40
1.Y13332	FPT-240A-1	30	4200/4440	8	21.50	280	8.5	0.04	40
1.Y13333	FPT-240A-1-SD	30	4200/4440	11	21.50	280	8.5	0.04	64
1.Y13334	FPT-240A-1-TEM	30	4200/4440	8	21.50	280	8.5	0.04	40
1.Y13335	FPT-300A-1	35	6000/6260	13.5	33.00	300	11.5	0.05	40
1.Y13336	FPT-300A-1-SD	35	6000/6260	17.5	33.00	300	11.5	0.05	64
1.Y13337	FPT-300A-1-TEM	35	6000/6260	13.5	33.00	300	11.5	0.05	40

## 型号解释

### Model explanation

- SD 防尘版  
Dustproof version
- TEM 高温版  
High temperature version

## 可选附件(详情见后)

### Optional accessories(see below for details)



型材 / SUS Tube

支架模组  
Stents Module

快换  
Quick Changer

夹爪组件  
Grip Module

气动剪刀  
Air Nipper

真空组件  
Vacuum Module

附件  
Accessory Components

# FCT三指平动式抓手 FPT Three-finger Translational Gripper

型材 SUS Tube

支架模组

快换

夹具组件

气动剪刀

真空组件

附件



基本版  
Basic version



防尘版  
Dustproof version



高温版  
High temperature version

## 产品特点 Features

- T齿导轨,结构紧凑,可靠
- 磁性开关接口
- 接近开关接口
- 无管连接接口
- 一千万次免维护操作
- T-tooth guide rail. Compact structure and reliable
- Magnetic switch interface
- Proximity switch interface
- Pipeless connection interface
- Ten million maintenance-free operations

## 技术参数 Technical Parameter

货号 (PN)	型号 (Model)	单指行程 (mm)	夹持力 (N)	自重 (kg)	工件重量 (kg)	最长手指长度 (mm)	最大单个手指重量 (kg)	重复定位精度 (mm)	IP等级
1.Y13338	FCT-40A-1	2.5	255/270	0.12	1.38	50	0.1	0.01	40
1.Y13339	FCT-40A-1-SD	2.5	255/270	0.15	1.38	50	0.1	0.01	64
1.Y13340	FCT-40A-1-TEM	2.5	255/270	0.12	1.38	50	0.1	0.01	40
1.Y13341	FCT-50A-1	4	325/355	0.25	1.76	64	0.18	0.01	40
1.Y13342	FCT-50A-1-SD	4	325/355	0.31	1.76	64	0.18	0.01	64
1.Y13343	FCT-50A-1-TEM	4	325/355	0.25	1.76	64	0.18	0.01	40
1.Y13344	FCT-64A-1	6	580/640	0.43	3.19	80	0.35	0.01	40
1.Y13345	FCT-64A-1-SD	6	580/640	0.6	3.19	80	0.35	0.01	64
1.Y13346	FCT-64A-1-TEM	6	580/640	0.43	3.19	80	0.35	0.01	40
1.Y13347	FCT-80A-1	8	1000/1080	0.79	5.50	100	0.6	0.01	40
1.Y13348	FCT-80A-1-SD	8	1000/1080	1	5.50	100	0.6	0.01	64
1.Y13349	FCT-80A-1-TEM	8	1000/1080	0.79	5.50	100	0.6	0.01	40
1.Y13350	FCT-100A-1	10	1800/1902	1.41	9.90	125	1.1	0.01	40
1.Y13351	FCT-100A-1-SD	10	1800/1902	1.9	9.90	125	1.1	0.01	64
1.Y13352	FCT-100A-1-TEM	10	1800/1902	1.41	9.90	125	1.1	0.01	40
1.Y13353	FCT-125A-1	13	3100/3330	2.8	17.05	160	2.1	0.01	40
1.Y13354	FCT-125A-1-SD	13	3100/3330	3.23	17.05	160	2.1	0.01	64
1.Y13355	FCT-125A-1-TEM	13	3100/3330	2.8	17.05	160	2.1	0.01	40
1.Y13356	FCT-160A-1	16	3100/3330	5.6	33.00	200	3.5	0.02	40
1.Y13357	FCT-160A-1-SD	16	6000/6390	6.5	33.00	200	3.5	0.02	64
1.Y13358	FCT-160A-1-TEM	16	6000/6390	5.6	33.00	200	3.5	0.02	40
1.Y13359	FCT-200A-1	25	7100/1540	11	39.05	240	6.5	0.05	40
1.Y13360	FCT-200A-1-SD	25	7100/1540	12	39.05	240	6.5	0.05	64
1.Y13361	FCT-200A-1-TEM	25	7100/1540	11	39.05	240	6.5	0.05	40
1.Y13362	FCT-240A-1	30	9500/10400	20	55.00	280	8.5	0.05	40
1.Y13363	FCT-240A-1-SD	30	9500/10400	21.5	55.00	280	8.5	0.05	64
1.Y13364	FCT-240A-1-TEM	30	9500/10400	20	55.00	280	8.5	0.05	40
1.Y13365	FCT-300A-1	35	14500/15200	33	79.75	250	11.5	0.05	40
1.Y13366	FCT-300A-1-SD	35	14500/15200	35.5	79.75	250	11.5	0.05	64
1.Y13367	FCT-300A-1-TEM	35	14500/15200	33	79.75	250	11.5	0.05	40

## 型号解释

### Model explanation

- SD 防尘版
- SD Dustproof version
- TEM 高温版
- TEM High temperature version

## 可选附件(详情见后)

### Optional accessories(see below for details)



接近开关 M8  
Proximity switch M8



磁性开关 M8  
Magnetic switch M8




90°弯角  
可旋转气管接头  
90° bend angle  
Rotatable Hose Fitting




弹性卸料机构  
Elastic unloading  
mechanism

# FCT三指平动式抓手 FPT Three-finger Translational Gripper

## 附件 Accessory Components

产品图 Product image	货号 (PN)	产品型号 Product Model	描述 Description
 <p>接近开关 M8 Proximity switch M8</p>	1.Y01631	E2E-XIR5E12M	线长2m, 末端裸露线 Wire length is 2m, the end is bare
	1.Y06553	E2E-XIR5F12M	线长2m, 末端裸露线 Wire length is 2m, the end is bare

产品图 Product image	货号 (PN)	产品型号 Product Model	描述 Description
 <p>磁性开关 M8 Magnetic switch M8</p>	1.Y00307	D-M9BL	线长3m, 末端裸露线 Wire length is 3m, the end is bare

产品图 Product image	货号 (PN)	产品型号 Product Model	描述 Description
 <p>M8可接线连接器 M8 wireable connector</p>	1.Y06722	M8-M03T	3针M8现场可接线连接器 3 pins M8 Field wireable connector

产品图 Product image	货号 (PN)	产品型号 Product Model	描述 Description
 <p>90°弯角 可旋转气管接头 90° bend angle Rotatable Hose Fitting</p>	1.Y13156	KQ2V06-01AS	90度弯头, G1/8螺纹接头, 6mm气管接头输出 90 degree elbow, G1/8 threaded connector, 6mm Hose Fitting output
	1.Y13158	KQ2V08-01AS	90度弯头, G1/8螺纹接头, 8mm气管接头输出 90 degree elbow, G1/8 threaded connector, 8mm Hose Fitting output
	1.Y13157	KQ2V06-02AS	90度弯头, G1/4螺纹接头, 6mm气管接头输出 90 degree elbow, G1/4 threaded connector, 6mm Hose Fitting output

产品图 Product image	货号 (PN)	产品型号 Product Model
 <p>弹性卸料机构 Elastic unloading mechanism</p>	1.Y13381	SL-040
	1.Y13382	SL-050
	1.Y13383	SL-064
	1.Y13384	SL-080
	1.Y13385	SL-100
	1.Y13386	SL-120
	1.Y13387	SL-160
	1.Y13388	SL-200
	1.Y13389	SL-240
1.Y13390	SL-300	

型材  
SUS Tube

支架  
Module

快换  
Changer

夹具  
Module

气动  
Nipper

真空  
Module

附件  
Accessory Components

# 气动滑台 GMXS系列 Air Slide Table GMXS Series

型材 · SUS Tube

支架模组

快换 Quick Changer

夹具组件 Grip Module

气动剪刀 Air Nipper

真空组件 Vacuum Module

附件 Accessory Components



型号 Model	GMXS6	GMXS8	GMXS12	GMXS16	GMXS20	GMXS25
缸径(mm) Bore size (mm)	Ø 6x2 (相当于Ø 8)	Ø 8x2 (相当于Ø 11)	Ø 12x2 (相当于Ø 17)	Ø 16x2 (相当于Ø 22)	Ø 20x2 (相当于Ø 28)	Ø 25x2 (相当于Ø 35)
配管连接口径 Piping port size	M3 x 0.5		M5 x 0.8			Rc1/8
使用流体 Fluid	空气 Air					
动作方式 Action	双作用 Double acting					
最高使用压力 Maximum operating pressure	0.7MPa					
最低使用压力 Minimum operating pressure	0.15MPa					
环境和流体温度 Ambient and fluid temperatures	-10~+60°C(但未冻结) (No freezing)					
活塞速度 Piston speed	50~500mm/s					
缓冲 Action	橡胶缓冲 (标准) Rubber buffer (standard)					
润滑 Lubrication	不需要 Non-lube					

- \*可选择带可调行程装置 (0~5mm)。
- \*双气缸设计, 2倍输出力, 体积小。
- \*气缸及工作台相结合, 使整体尺寸减小。
- \*采用十字滚柱导轨设计, 摩擦力小, 气缸与工作台之间没有空隙存在, 适合精密组装。
- \*可从三面安装。
- \*内置磁环型, 可安装磁性开关。

- \*Optional with adjustable stroke device (0-5mm)
- \*Double cylinder with 2 times output force, thin volume
- \*The combination of cylinder and worktable reduces the overall size
- \*Roller slider design, small friction, no gap between cylinder and worktable, suitable for precise assembly
- \*Can install from 3 sides
- \*Built-in ring, can install magnetic switch

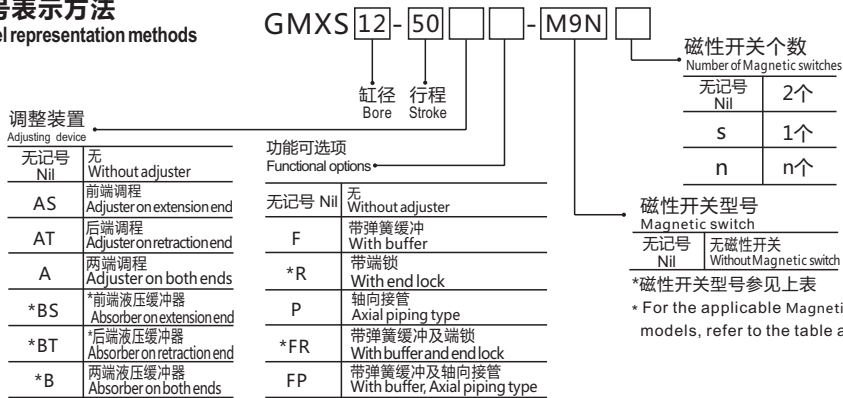
\*如需润滑, 请用透平1号油ISOVG32。  
\*Please use turbine No.1 oil ISOVG32 if need.

## 选择表/Selection table

缸径 Bore size (mm)	行程 stroke (mm)								功能可选项 Functional options				磁性开关型号 Magnetic switch		
	10	20	30	40	50	75	100	125	150	行程调整装置 Adjustable stroke device (0~5mm)	弹簧缓冲 With buffer	带端锁 With end lock	轴向接管 Axial piping	直接安装 Install directly	
Ø 6x2	●	●	●	●	●	●	●	●	●	●	●	●	●	2线 2-wire	3线 3-wire
Ø 8x2	●	●	●	●	●	●	●	●	●	●	●	●	●	D-M9B D-M9BL D-M9BV D-M9BVL	D-M9N D-M9NL D-M9NV D-M9NVL D-M9P D-M9PL D-M9PV D-M9PVL
Ø 12x2	●	●	●	●	●	●	●	●	●	●	●	●	●		
Ø 16x2	●	●	●	●	●	●	●	●	●	●	●	●	●		
Ø 20x2	●	●	●	●	●	●	●	●	●	●	●	●	●		
Ø 25x2	●	●	●	●	●	●	●	●	●	●	●	●	●		

## 型号表示方法

Model representation methods



\*GMXS6无液压缓冲器  
\*GMXS6 without hydraulic buffer

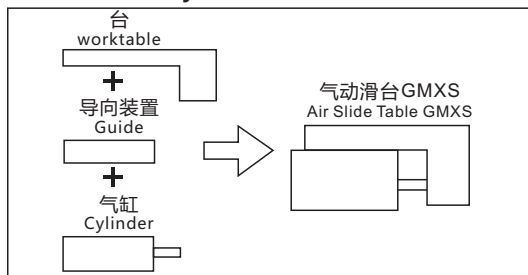
\*GMXS6无端锁式  
\*GMXS6 without locking

注)磁性开关的规格及特性参见磁性开关系列。在磁性开关型号后面, 附导线长度表示记号: 无记号-0.5m, L-3m, Z-5m。例: A96, A96L

Note) The specification and characteristics of magnetic switch can refer to the series of magnetic switch. At the end of the model of magnetic switch, the length mark of conductor is attached: Nomark-0.5m, L-3m, Z-5m Example: A96, A96L

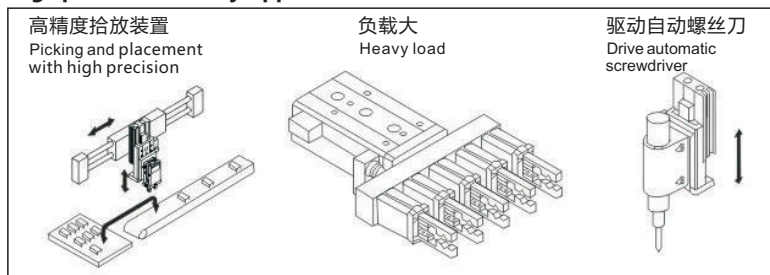
## 气缸及工作台组合

Combination of cylinder and worktable



## 高精度、坚固的应用

High precision, sturdy application



# 气动滑台 GMXS系列 Air Slide Table GMXS Series

图1 集中负载质量: W(kg)  
Fig. (1) Load Mass: W (kg)

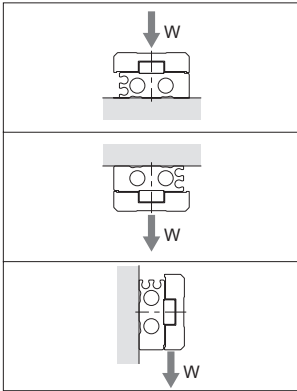


图3 工件安装系数: K

Fig. (3) Workpiece Mounting Coefficient: K

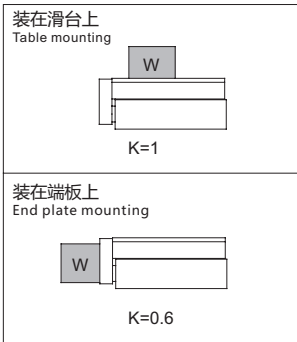


表2 最大允许集中负载质量: Wmax(kg)  
Table (2) Maximum Allowable Load Mass: Wmax (kg)

型号 Model	最大允许集中负载质量 Maximum allowable load mass
GMXS6	0.6
GMXS8	1
GMXS12	2
GMXS16	4
GMXS20	6
GMXS25	9

表4 最大允许力矩: Mmax(N·m)

Table (4) Maximum Allowable Moment: Mmax (N·m)

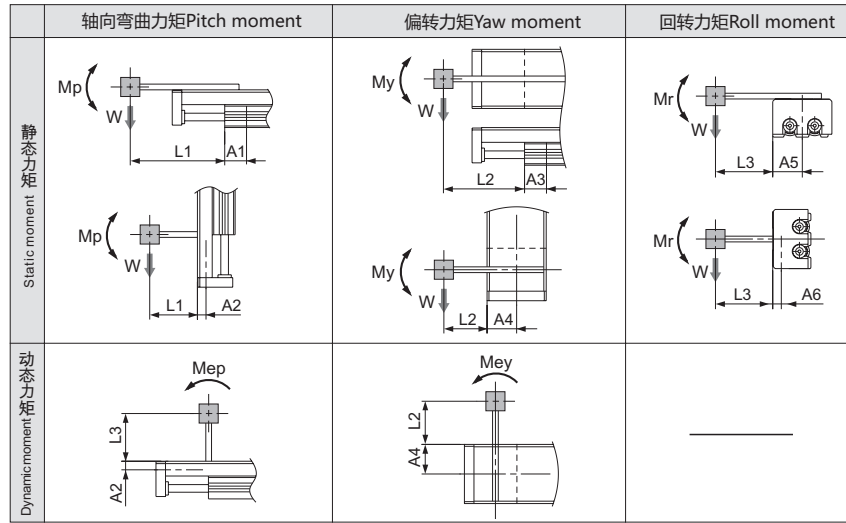
型号 Model	行程 (mm) Stroke (mm)									
	10	20	30	40	50	75	100	125	150	
GMXS6	0.7	1.0	1.2	1.2	1.2	-	-	-	-	
GMXS8	2.0	2.0	2.8	3.6	4.2	4.2	-	-	-	
GMXS12	4.2	4.2	4.2	5.8	7.0	10.0	10.0	-	-	
GMXS16	11.3	11.3	11.3	11.3	15.9	25.0	34.1	34.1	-	
GMXS20	19.4	19.4	19.4	19.4	27.2	35.0	50.5	50.5	50.5	
GMXS25	30.6	30.6	30.6	30.6	42.8	55.1	67.3	67.3	67.3	

## 记号表 Symbol

记号 Symbol	定义 Definition	单位 Unit
An(n=1-6)	力矩中心位置距离修正值 Correction value of moment center position distance	mm
E	动能 Kinetic energy	J
Ea	允许动能 Allowable kinetic energy	J
Emax	最大允许动能 Max. allowable kinetic energy	J
Ln(n=1-3)	外伸量 Overhang	mm
M(Mp, My, Mr)	静力矩(弯曲、偏转、回转) Static moment (Pitch, Yaw, Roll)	N·m
Ma(Map, May, Mar)	允许静力矩(弯曲、偏转、回转) Allowable static moment (Pitch, Yaw, Roll)	N·m
Me(Mep, Mey)	动力矩(弯曲、偏转) Dynamic moment (Pitch, Yaw)	N·m
Mea(Meap, Meay)	允许动力矩(弯曲、偏转) Allowable dynamic moment (Pitch, Yaw)	N·m
Mmax(Mpmax, Mymax, Mrmax)	最大允许力矩(弯曲、偏转、回转) Max. allowable moment (Pitch, Yaw, Roll)	N·m
V	冲击速度 Collision speed	mm/s

图2 外伸量: Ln(mm)、力矩中心位置距离修正值: An(mm)

Fig. (2) Overhang: Ln (mm), Correction Value of Moment Center Position Distance: An (mm)



注) 静力矩: 由重力产生的力矩  
动力矩: 冲击限位器时, 由冲击产生的力矩

Note) Static moment: Moment generated by gravity  
Dynamic moment: Moment generated by impact when colliding with stopper

表1 最大允许动能: Emax(J)

Table (1) Maximum Allowable Kinetic Energy: Emax (J)

型号 Model	允许动能 Allowable kinetic energy	
	垫缓冲 Rubber bumper	液压缓冲器 Shock absorber
GMXS6	0.018	-
GMXS8	0.027	0.045
GMXS12	0.055	0.11
GMXS16	0.11	0.22
GMXS20	0.16	0.32
GMXS25	0.24	0.48

表3 力矩中心位置距离修正值: An(mm)

Table (3) Correction Value of Moment Center Position Distance: An (mm)

型号 Model	力矩中心位置距离修正值(参见图2) Correction value of moment center position distance (Refer to Figure 2)					
	A1	A2	A3	A4	A5	A6
GMXS6	11	6	13	16	16	6
GMXS8	11	7.5	13	20	20	7.5
GMXS12	24	8.5	26	25	25	8.5
GMXS16	27	10	30	31	31	10
GMXS20	34	14.5	36	38	38	14.5
GMXS25	42	19	44	46	46	19

图4 允许集中负载质量系数: β

Table (4) Allowable Load Mass Coefficient: β

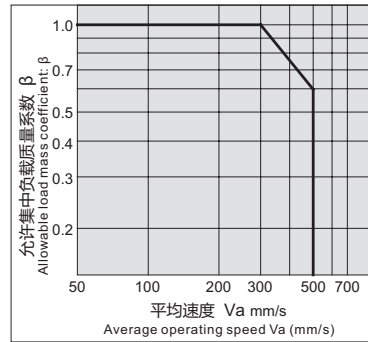
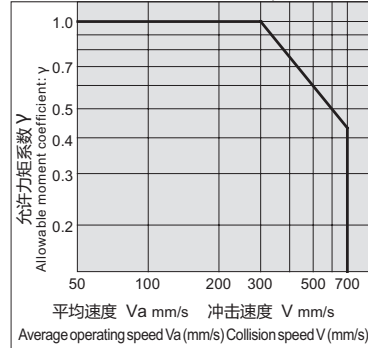


图5 允许力矩系数: γ

Table (5) Allowable Moment Coefficient: γ



注) 使用平均速度计算静力矩, 使用冲击速度计算动力矩  
Note) Use the average operating speed when calculating static moment. Use the collision speed when calculating dynamic moment.

记号 Symbol	定义 Definition	单位 Unit
Va	平均速度 Average operating speed	mm/s
W	集中负载质量 Load mass	kg
Wa	允许集中负载质量 Allowable load mass	kg
We	冲击当量质量 Mass equivalent to impact	kg
Wmax	最大允许集中负载质量 Max. allowable load mass	kg
α	负载率 Load factor	-
β	允许集中负载质量系数 Allowable load mass coefficient	-
γ	允许力矩系数 Allowable moment coefficient	-
δ	垫缓冲系数 Damper coefficient	-
K	工件安装系数 Workpiece mounting coefficient	-

型材 / SUS Tube

支架模组

快换

夹具组件

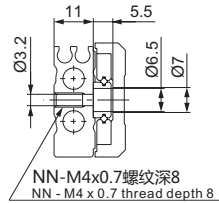
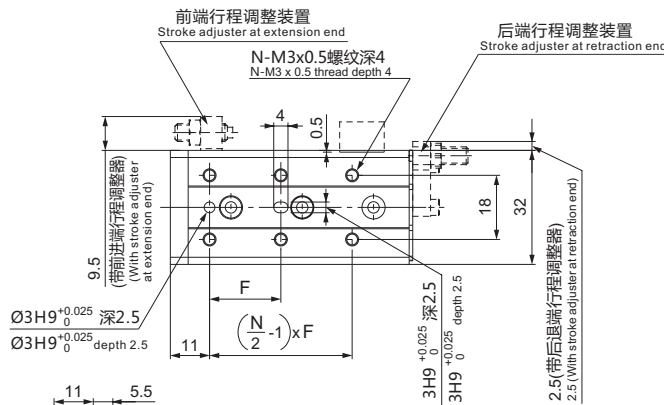
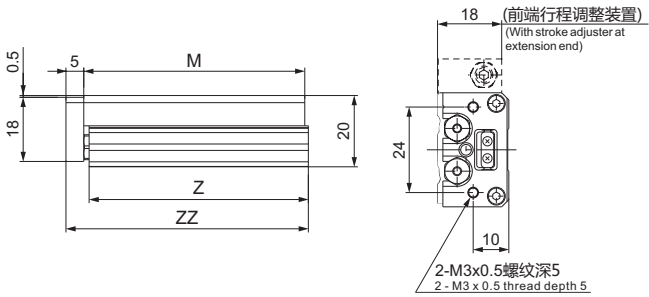
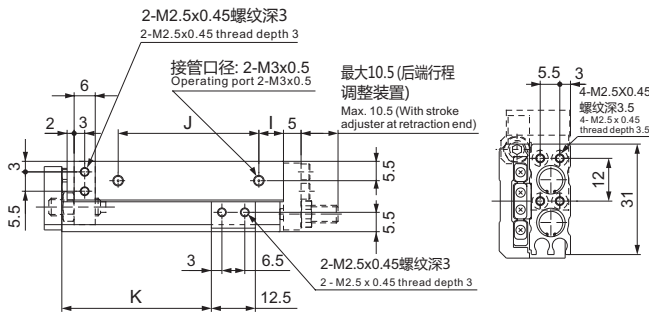
气动剪刀

真空组件

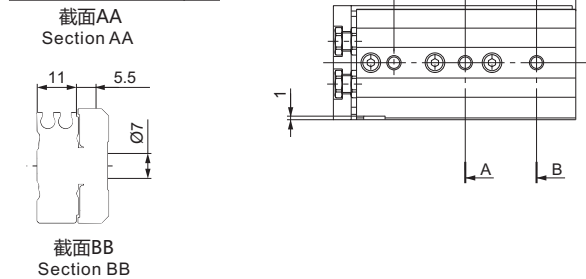
附件

# 气动滑台 GMXS系列 Air Slide Table GMXS Series

## GMXS 6 基础型 GMXS 6 Basic type



截面AA  
Section AA

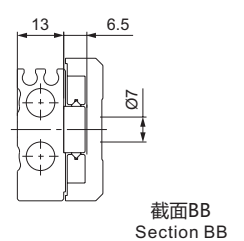
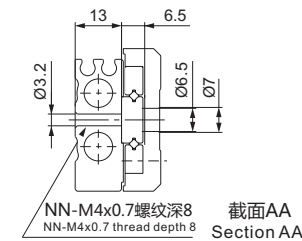
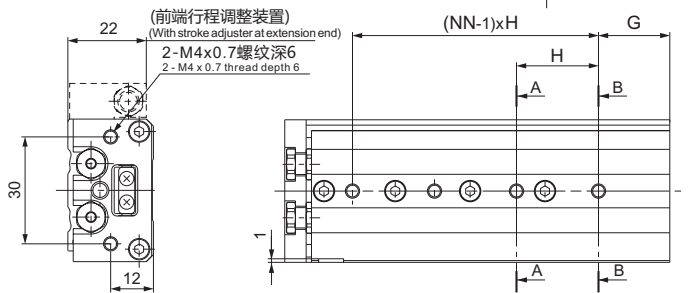
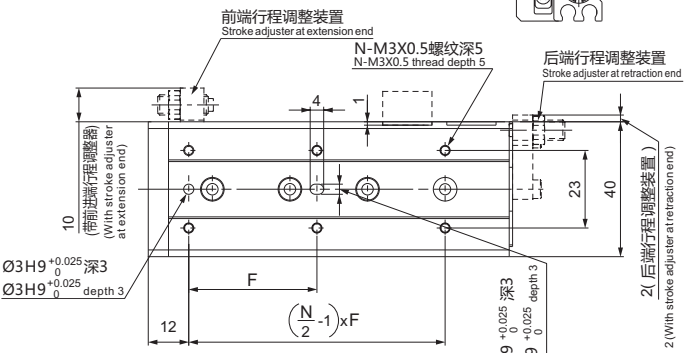
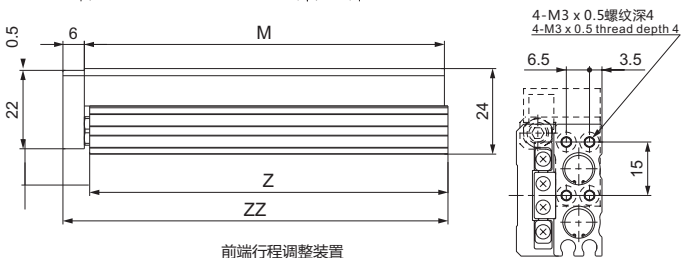
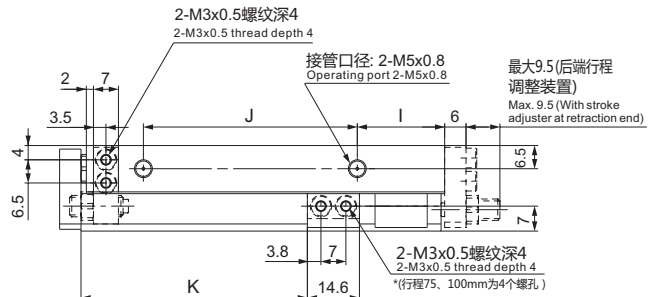


尺寸表 Dimensions

型号 (Model)	F	N	G	H	NN
GMXS6-10	20	4	6	25	2
GMXS6-20	30	4	6	35	2
GMXS6-30	20	6	11	20	3
GMXS6-40	28	6	13	30	3
GMXS6-50	38	6	17	24	4

型号 (Model)	I	J	K	M	Z	ZZ
GMXS6-10	10	17	22.5	42	41.5	48
GMXS6-20	10	27	32.5	52	51.5	58
GMXS6-30	7	40	42.5	62	61.5	68
GMXS6-40	19	50	52.5	84	83.5	90
GMXS6-50	25	60	62.5	100	99.5	106

## GMXS 8 基础型 GMXS 8 Basic type



尺寸表 Dimensions

型号 (Model)	F	N	G	H	NN
GMXS8-10	25	4	9	28	2
GMXS8-20	25	4	12	30	2
GMXS8-30	40	4	13	20	3
GMXS8-40	50	4	15	28	3
GMXS8-50	38	6	20	23	4
GMXS8-75	50	6	27	28	5

型号 (Model)	I	J	K	M	Z	ZZ
GMXS8-10	13	19.5	23.5	49	48.5	56
GMXS8-20	8.5	29	33.5	54	53.5	61
GMXS8-30	9.5	39	43.5	65	64.5	72
GMXS8-40	10.5	56	53.5	83	82.5	90
GMXS8-50	24.5	60	63.5	101	100.5	108
GMXS8-75	38.5	96	88.5	151	150.5	158

型材  
SUS Tube

支架  
Stents Module

快换  
Quick Changer

夹具  
Grip Module

气动  
Air Nipper

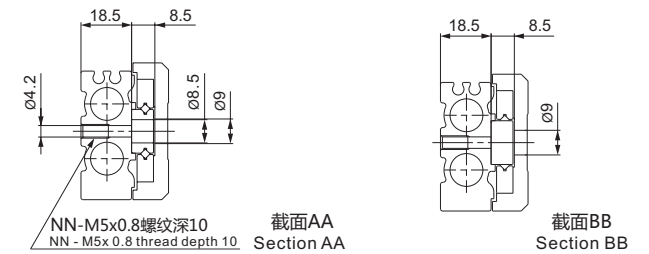
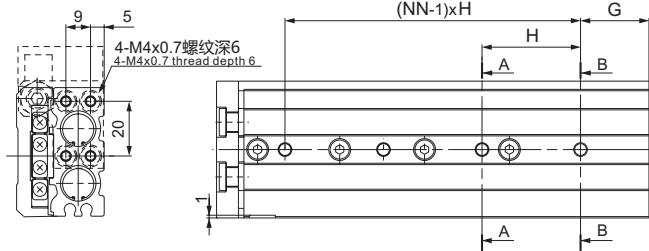
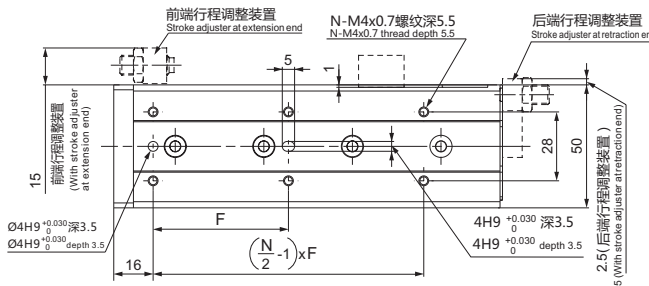
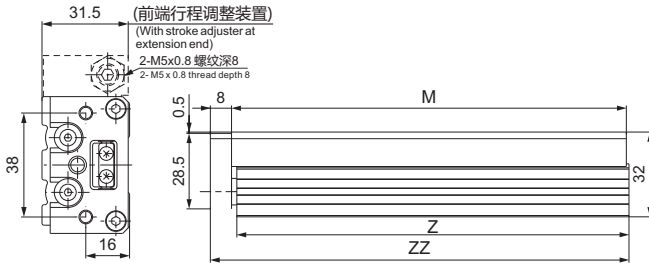
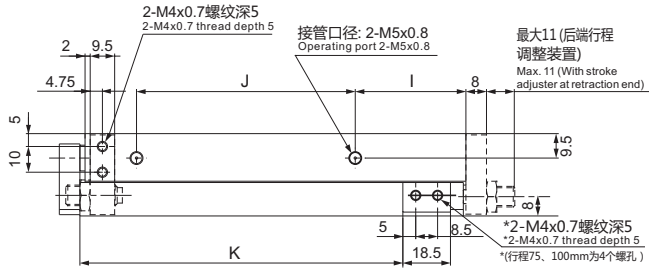
真空  
Vacuum Module

附件  
Accessory Components



# 气动滑台 GMXS系列 Air Slide Table GMXS Series

## GMXS12 基础型 GMXS12 Basic type

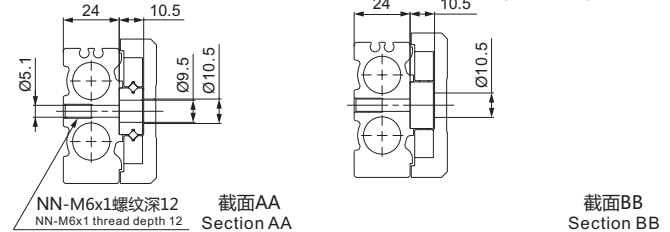
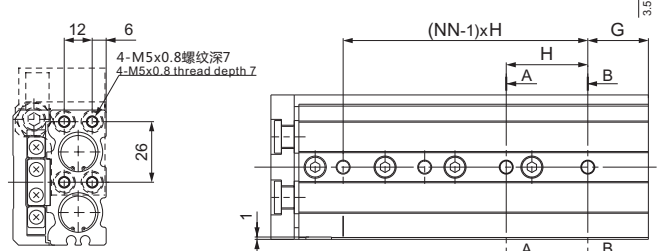
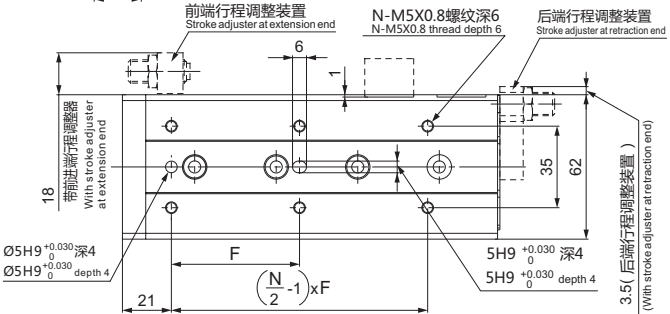
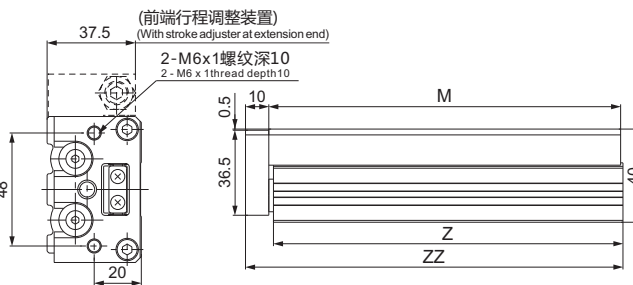
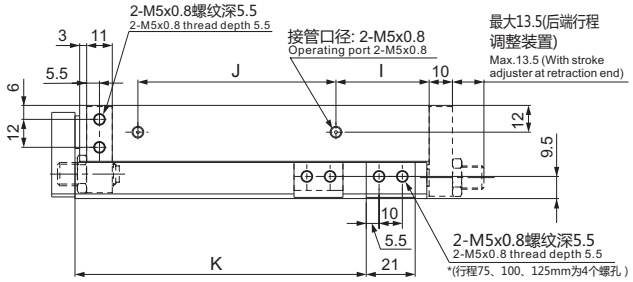


尺寸表 Dimensions (mm)

型号 (Model)	F	N	G	H	NN
GMXS12-10	35	4	15	40	2
GMXS12-20	35	4	15	40	2
GMXS12-30	35	4	15	40	2
GMXS12-40	50	4	17	25	3
GMXS12-50	35	6	15	36	3
GMXS12-75	55	6	25	36	4
GMXS12-100	65	6	35	38	5

型号 (Model)	I	J	K	M	Z	ZZ
GMXS12-10	10	40	26.5	71	70	80
GMXS12-20	10	40	36.5	71	70	80
GMXS12-30	10	40	46.5	71	70	80
GMXS12-40	10	52	56.5	83	82	92
GMXS12-50	22	60	66.5	103	102	112
GMXS12-75	43	85	91.5	149	148	158
GMXS12-100	52	130	116.5	203	202	212

## GMXS16 基础型 GMXS16 Basic type



尺寸表 Dimensions (mm)

型号 (Model)	F	N	G	H	NN
GMXS16-10	35	4	16	40	2
GMXS16-20	35	4	16	40	2
GMXS16-30	35	4	16	40	2
GMXS16-40	40	4	16	50	2
GMXS16-50	30	6	21	30	3
GMXS16-75	55	6	26	35	4
GMXS16-100	65	6	39	35	5
GMXS16-125	70	8	19	35	7

型号 (Model)	I	J	K	M	Z	ZZ
GMXS16-10	10	40	29	76	75	87
GMXS16-20	10	40	39	76	75	87
GMXS16-30	10	40	49	76	75	87
GMXS16-40	10	50	59	86	85	97
GMXS16-50	15	60	69	101	100	112
GMXS16-75	40	85	94	151	150	162
GMXS16-100	55	118	119	199	198	210
GMXS16-125	68	155	144	249	248	260

型材  
SUS Tube

支架  
Module

快换  
Quick Changer

夹爪  
Grip Module

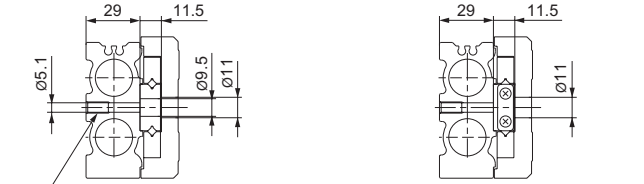
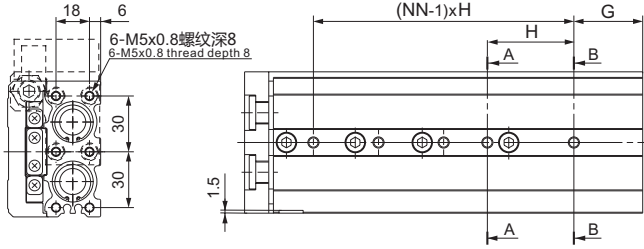
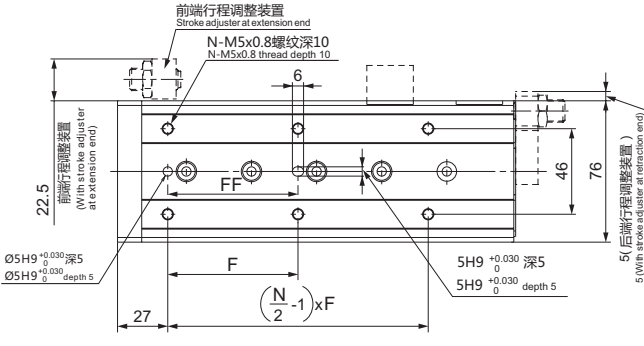
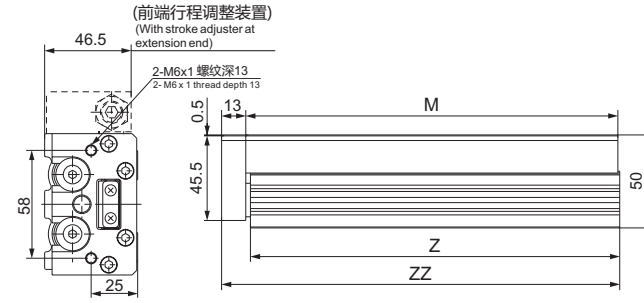
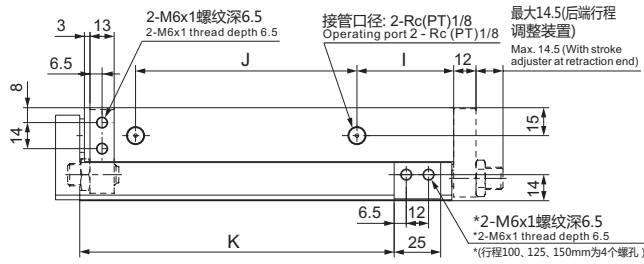
气动  
Air Nipper

真空  
Vacuum Module

附件  
Accessory Components

# 气动滑台 GMXS系列 Air Slide Table GMXS Series

## GMXS20 基础型 GMXS20 Basic type

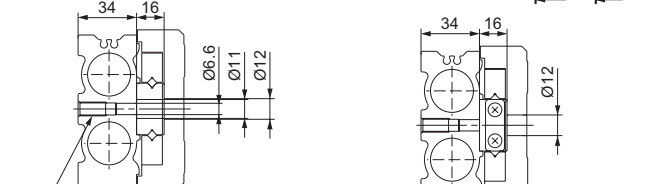
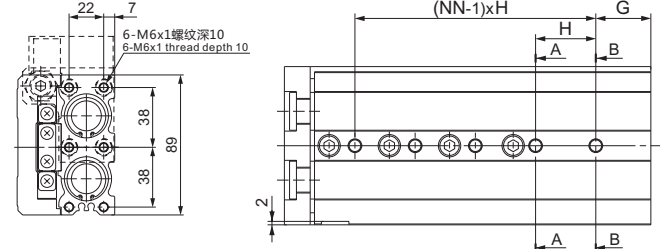
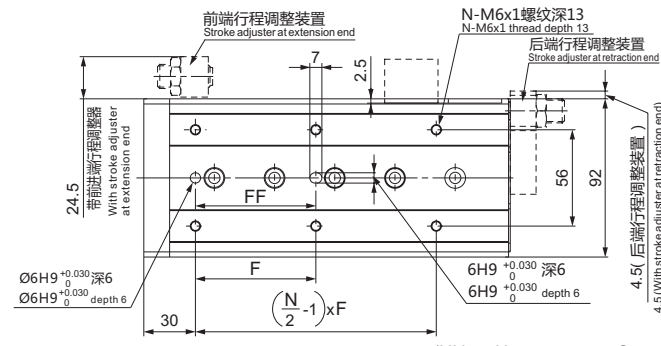
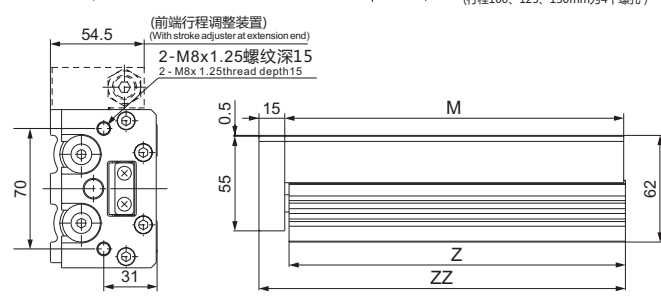
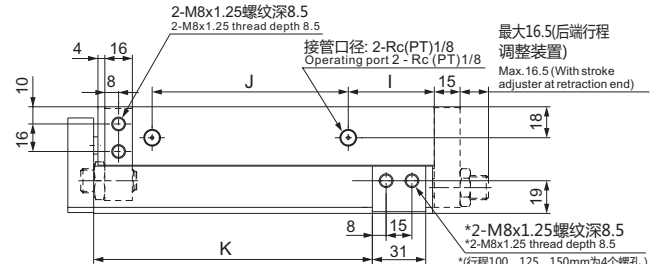


尺寸表 Dimensions (mm)

型号 (Model)	F	FF	N	G	H	NN
GMXS20-10	50	40	4	15	45	2
GMXS20-20	50	40	4	15	45	2
GMXS20-30	50	40	4	15	45	2
GMXS20-40	60	50	4	15	55	2
GMXS20-50	35	35	6	15	35	3
GMXS20-75	60	60	6	19	35	4
GMXS20-100	70	70	6	37	35	5
GMXS20-125	70	70	8	41	38	6
GMXS20-150	80	80	8	19	44	7

型号 (Model)	I	J	K	M	Z	ZZ
GMXS20-10	10	44	31	83	81.5	97
GMXS20-20	10	44	41	83	81.5	97
GMXS20-30	10	44	51	83	81.5	97
GMXS20-40	10	54	61	93	91.5	107
GMXS20-50	10	69	71	108	106.5	122
GMXS20-75	10	108	96	147	145.5	161
GMXS20-100	58	113	121	200	198.5	214
GMXS20-125	70	155	146	254	252.5	268
GMXS20-150	87	190	171	306	304.5	320

## GMXS25 基础型 GMXS25 Basic type



尺寸表 Dimensions (mm)

型号 (Model)	F	FF	N	G	H	NN
GMXS25-10	50	40	4	22	45	2
GMXS25-20	50	40	4	22	45	2
GMXS25-30	50	40	4	22	45	2
GMXS25-40	60	50	4	22	55	2
GMXS25-50	35	35	6	20	35	3
GMXS25-75	60	60	6	26	35	4
GMXS25-100	70	70	6	32	35	5
GMXS25-125	75	75	8	40	38	6
GMXS25-150	80	80	8	30	40	7

型号 (Model)	I	J	K	M	Z	ZZ
GMXS25-10	12	47	35	92	90.5	108
GMXS25-20	12	47	45	92	90.5	108
GMXS25-30	12	47	55	92	90.5	108
GMXS25-40	12	57	65	102	100.5	118
GMXS25-50	12	70	75	115	113.5	131
GMXS25-75	33	90	100	156	154.5	172
GMXS25-100	50	114	125	197	195.5	213
GMXS25-125	67	155	150	255	253.5	271
GMXS25-150	82	180	175	295	293.5	311

型材  
SUS Tube

支架  
Stents Module

快换  
Quick Changer

夹具  
Grip Module

气动  
Air Nipper

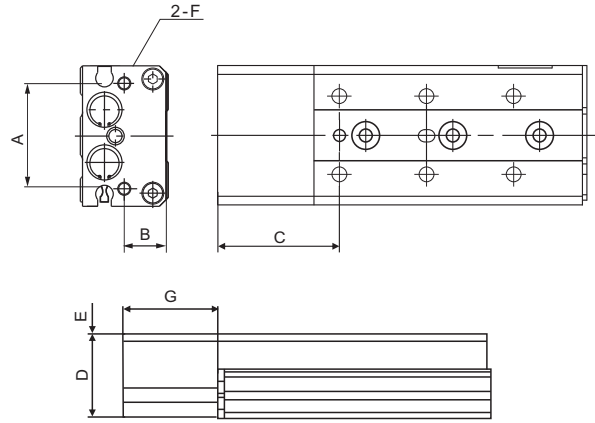
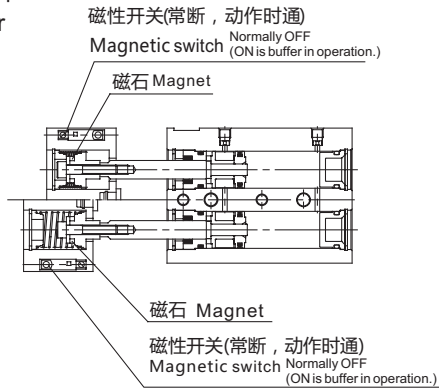
真空  
Vacuum Module

附件  
Accessory Components

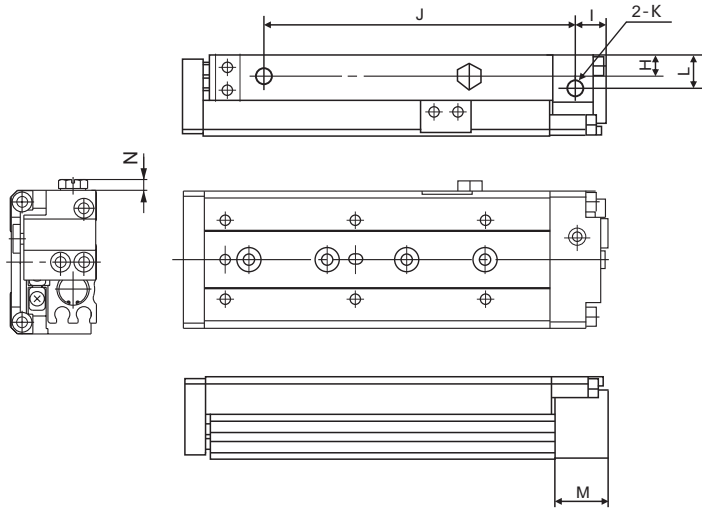
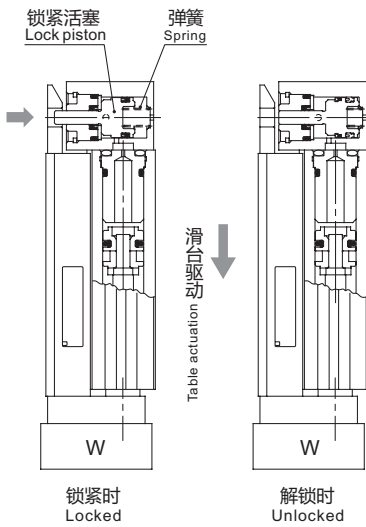
# 气动滑台 GMXS系列 Air Slide Table GMXS Series

## 功能可选项 / Functional option

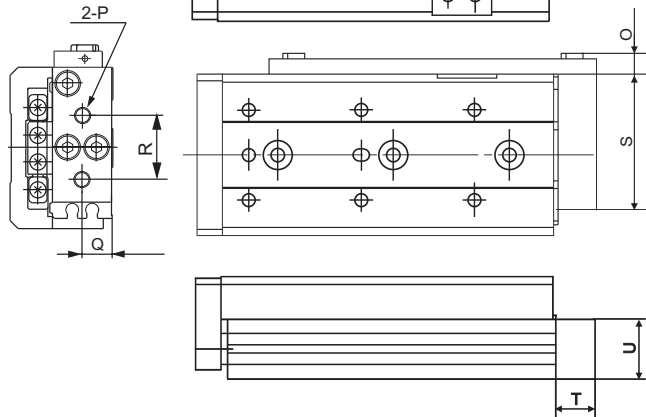
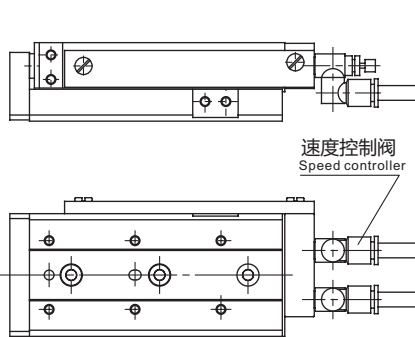
F- 带弹簧缓冲  
F-With buffer



R- 带端锁  
R-With end lock



P- 轴向接管  
P-Axial piping type



尺寸表 Dimensions

(mm)

型号 (Model)	A	B	C	D	E	F	G	H	I	J						K	L	M	N	O	P	Q	R	S	T	U			
										10	20	30	40	50	75												100	125	150
GMXS6	24	10	28	19	0.5	M3x0.5	22	-	-	-	-	-	-	-	-	-	-	-	5.6	M3x0.5	5.5	12	32	8	11.5				
GMXS8	30	12	28.5	22.5	0.5	M4x0.7	22.5	6.5	9	39	44	55	73	91	141	-	-	-	M3x0.5	10	15.5	3	6.5	M5x0.8	6.5	15	40	12	13.5
GMXS12	38	16	37	30	0.5	M5x0.8	29	9.5	10.5	59.5	59.5	59.5	71.5	91.5	137.5	191.5	-	-	M5x0.8	14.5	20	3	6.5	M5x0.8	9.5	20	50	12	18.7
GMXS16	48	20	41	37.5	0.5	M6x1	30	12	13	62	62	62	72	87	137	185	235	-	M5x0.8	18	25	3	6.5	M5x0.8	12	26	62	12	23.5
GMXS20	58	25	44.5	45.5	0.5	M6x1	30.5	15	15.5	68.5	68.5	68.5	78.5	93.5	132.5	185.5	239.5	239.5	Rc1/8	20	30	-	11.5	Rc1/8	15	32	76	20	29.5
GMXS25	70	31	50	55	0.5	M8x1.25	35	18	18	76	76	76	86	99	140	181	239	239	Rc1/8	25.5	35	-	11.5	Rc1/8	18	40	92	20	35.5

型材 / SUS Tube

支架模组

Quick Changer

Grip Module

气动剪刀

Vacuum Module

附件  
Accessory Components

# 小型气动滑台 ( 直线导轨 ) GMXH系列 Miniature Air Slide Table Linear Guide GMXH Series

型材 / SUS Tube

支架模组

快换

夹具组件

气动剪刀

真空组件

附件



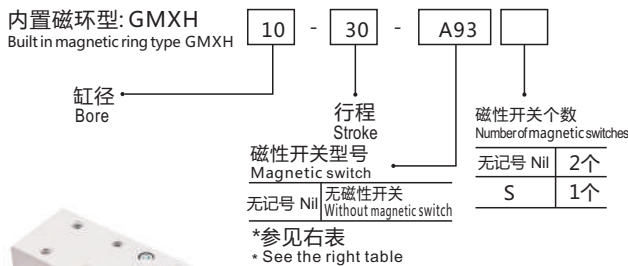
缸径 Bore size (mm)	6	10	16	20
导向轴承宽度 Guide bearing width	5	7	9	12
使用流体 Fluid	空气 Air			
动作方式 Action	双作用 Double acting			
最低使用压力 Minimum operating pressure	0.15MPa	0.06MPa	0.05MPa	
最高使用压力 Maximum operating pressure	0.7MPa			
环境和流体温度 Ambient and fluid temperatures	不带磁性开关: -10~+70°C (但未冻结) 带磁性开关: -10~+60°C Without magnetic switch: -10 to 70°C (No freezing) With magnetic switch: -10 to 60°C			
活塞速度 Piston speed	50~500mm/s			
允许动能 J Allowable kinetic energy (J)	0.0125	0.025	0.05	0.1
*润滑 Lubrication	不需要 Non-lube			
缓冲 Cushion	两端带橡胶缓冲 Rubber bumper on both ends			
行程长度公差 (mm) Stroke length tolerance	+1.0 0			
磁性开关选择 Magnetic switch (Option)	舌簧型: D-A9□, 固态电子型: D-M9□ Reed Magnetic switch D-A9□ Solid state Magnetic switch D-M9□			
配管连接口径 Piping port size	M5 x 0.8			

- \*装上线性导向轴承, 提高活塞杆不回转精度。
- \*标准型内置磁环, 可安装行程感应磁性开关。
- \*可从三面连接气源。
- \*可两面安装磁性开关。
- \*标准型两端橡胶缓冲。
- \*允许力矩为GMXH系列的六倍。

- \*Install linear guide bearing to improve the accuracy of non-rotative of piston rod
- \*Standard built-in magnetic ring, can install magnetic switch of stroke testing
- \*Can connect to air from three sides
- \*Can install magnetic switch from two sides
- \*Standard rubber buffer at both ends
- \*Allowable torque is 6 times of GMXH series

## 型号表示方法

### Model representation methods



小型线性导向轴承改善气缸线性运动的精度  
Miniature linear guide bearing improve the accuracy of linear motion of cylinder

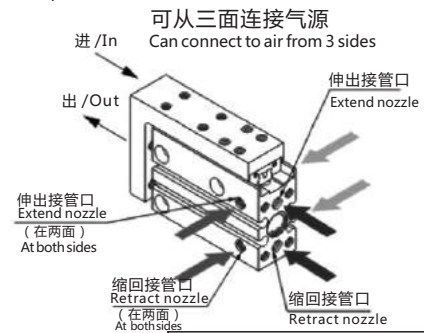
## 行程/磁性开关选择

### Stroke/magnetic switch selection

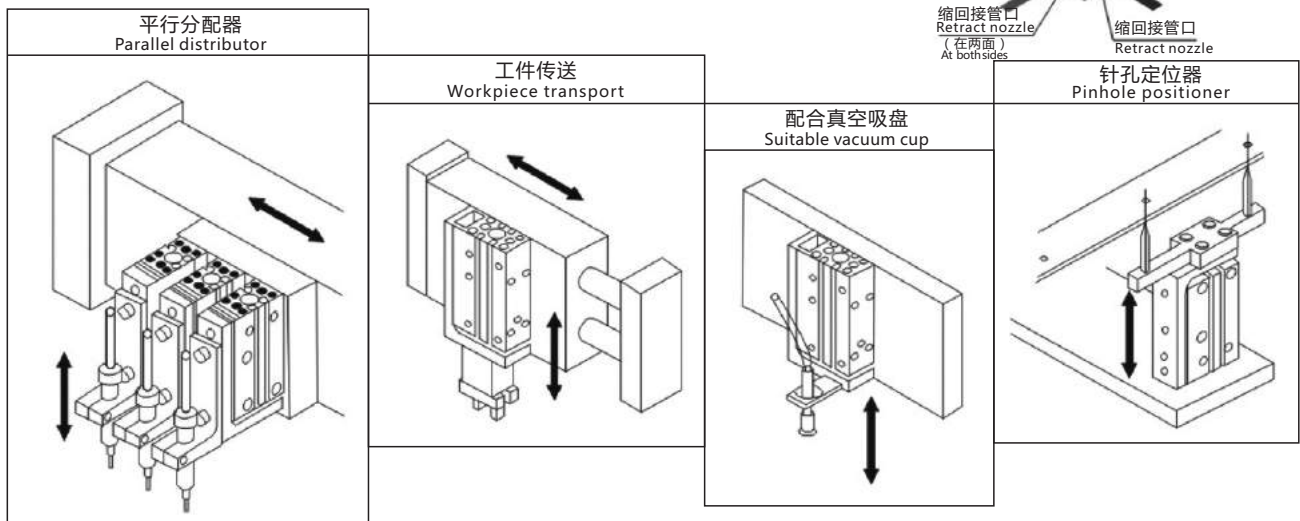
缸径 (mm)	标准行程 (mm)	直接安装型磁性开关	
		2线 2-wire	3线 3-wire
6	5, 10, 15, 20, 25, 30, 40, 50, 60	D-M9B	D-M9N
10		D-M9BL	D-M9NL
16		D-M9BV	D-M9NV
20		D-M9BVL	D-M9NVL

注) 磁性开关规格及特征可参阅磁性开关的系列, 在磁性开关型号的末尾, 附导线长度记号: 无记号 -0.5m, L-3m, Z-5m, 例: A93L。

Note) The specification and characteristics of magnetic switch can refer to the series of magnetic switch. At the end of the model of magnetic switch, the length mark of conductor is attached: No mark-0.5m, L-3m, Z-5m Example: A93L

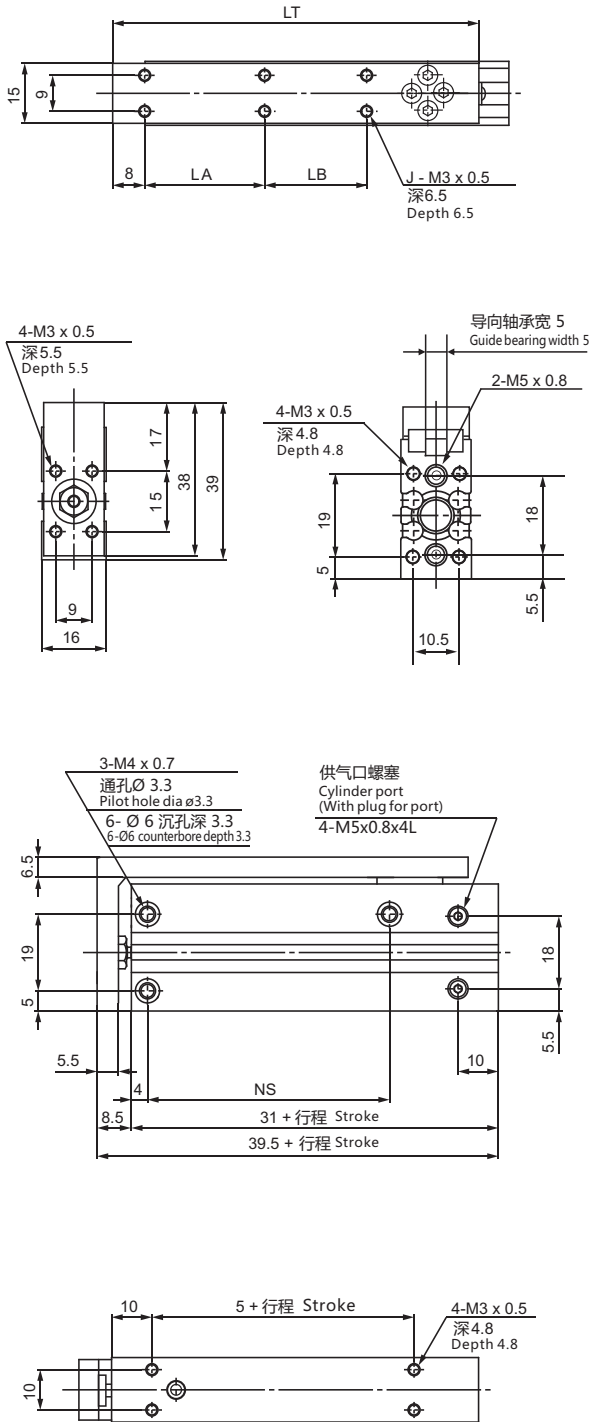


## 应用/Application

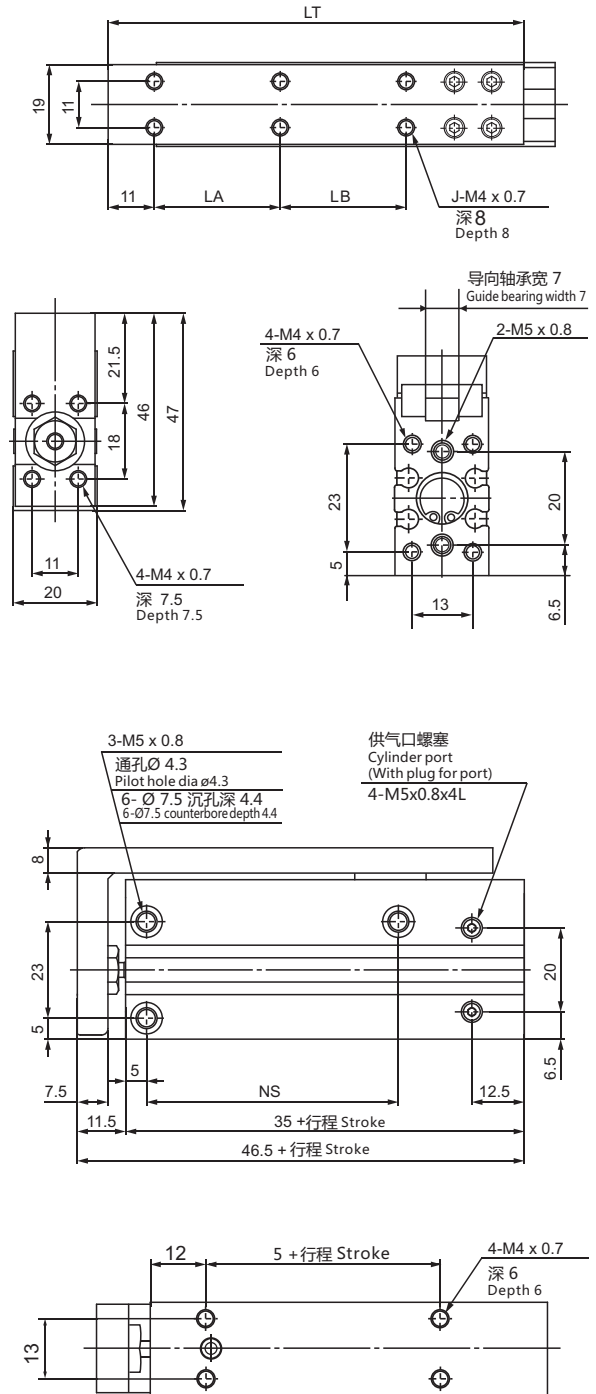


# 小型气动滑台 ( 直线导轨 ) GMXH系列 Miniature Air Slide Table Linear Guide GMXH Series

## GMXH6



## GMXH10



尺寸表 Dimensions

(mm)

型号 (Model)	行程Stroke	J	LA	LB	LT	NS
GMXH6-5Z	5	4	10	-	42	14
GMXH6-10Z	10	4	10	-	42	14
GMXH6-15Z	15	4	20	-	52	24
GMXH6-20Z	20	4	20	-	52	24
GMXH6-25Z	25	4	30	-	62	30
GMXH6-30Z	30	4	30	-	62	30
GMXH6-40Z	40	6	20	20	72	45
GMXH6-50Z	50	6	25	25	82	55
GMXH6-60Z	60	6	30	30	92	60

尺寸表 Dimensions

(mm)

型号 (Model)	行程Stroke	J	LA	LB	LT	NS
GMXH10-5Z	5	4	10	-	49	14
GMXH10-10Z	10	4	10	-	49	14
GMXH10-15Z	15	4	20	-	59	24
GMXH10-20Z	20	4	20	-	59	24
GMXH10-25Z	25	4	30	-	69	30
GMXH10-30Z	30	4	30	-	69	30
GMXH10-40Z	40	6	20	20	79	45
GMXH10-50Z	50	6	25	25	89	55
GMXH10-60Z	60	6	30	30	99	60

型材 / SUS Tube

支架模组

Quick Changer

Grip Module

Air Nipper

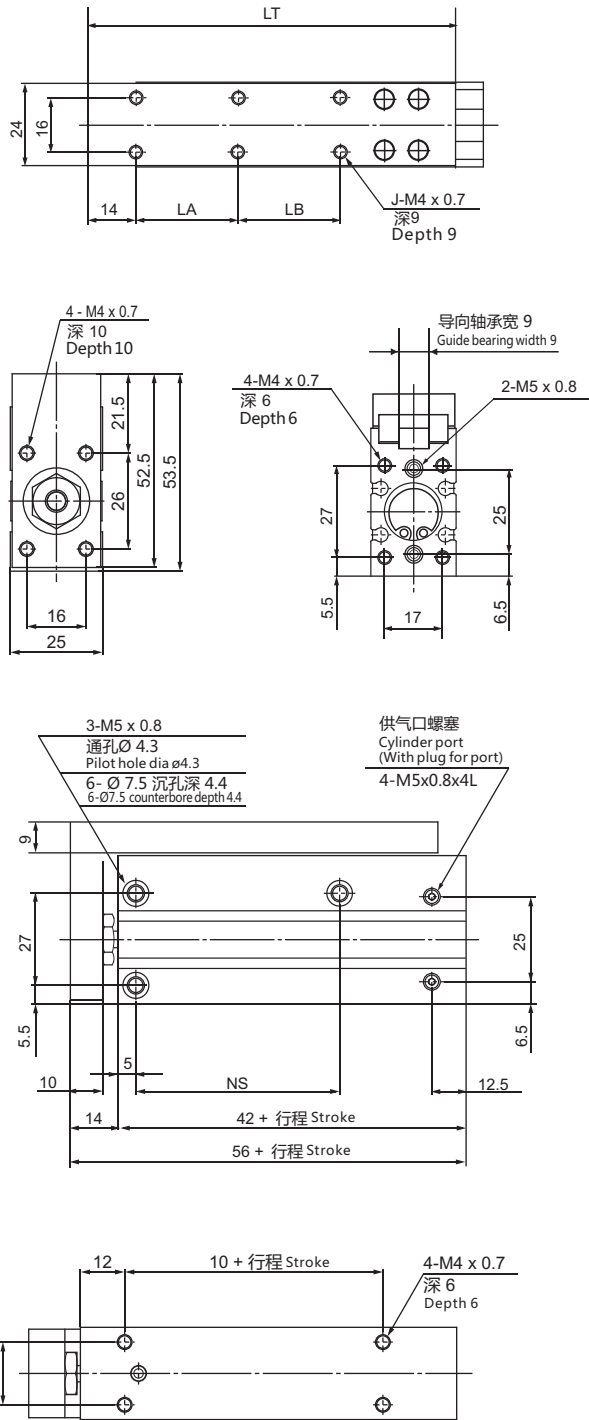
Vacuum Module

Accessory Components

# 小型气动滑台 ( 直线导轨 ) GMXH系列 Miniature Air Slide Table Linear Guide GMXH Series

型材 / SUS Tube  
 支架模组  
 快速换刀  
 夹具组件  
 气动剪刀  
 真空组件  
 附件

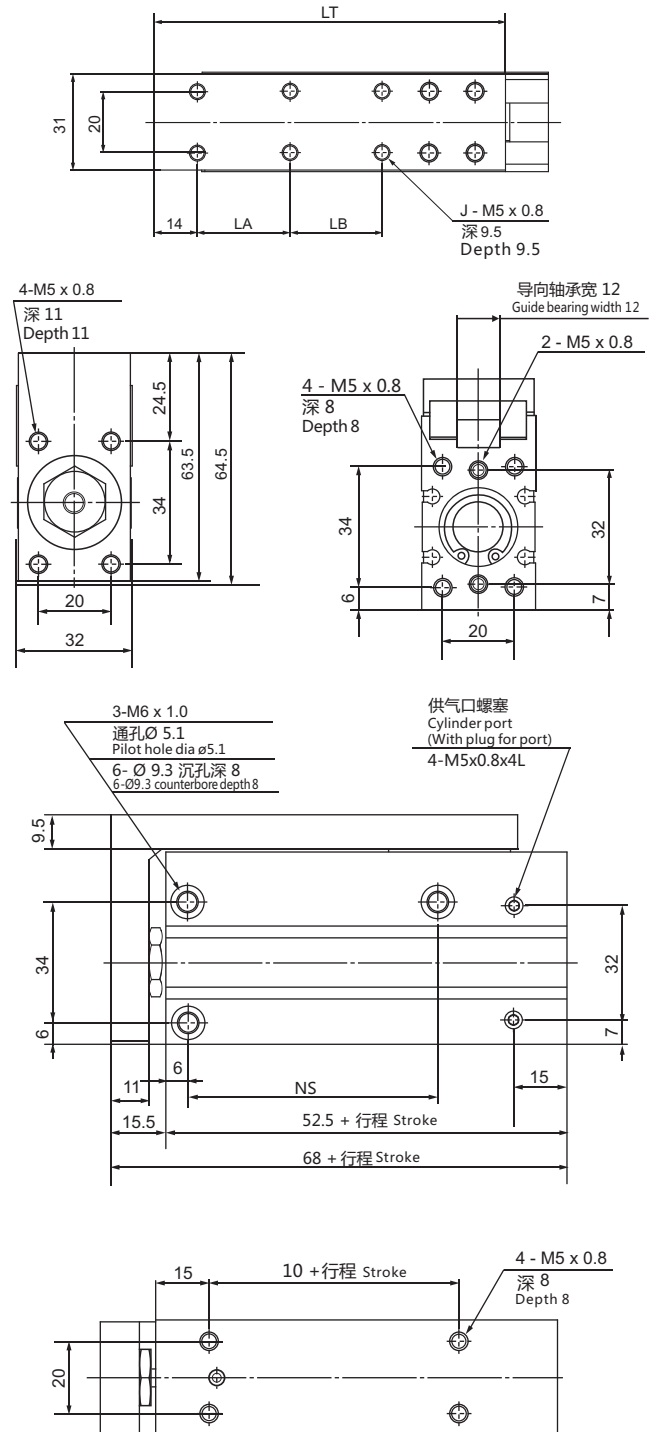
## GMXH16



尺寸表 Dimensions (mm)

型号 (Model)	行程Stroke	J	LA	LB	LT	NS
GMXH16-5Z	5	4	10	-	58	20
GMXH16-10Z	10	4	10	-	58	20
GMXH16-15Z	15	4	20	-	68	30
GMXH16-20Z	20	4	20	-	68	30
GMXH16-25Z	25	4	30	-	78	40
GMXH16-30Z	30	4	30	-	78	40
GMXH16-40Z	40	6	20	20	88	50
GMXH16-50Z	50	6	25	25	98	60
GMXH16-60Z	60	6	30	30	108	60

## GMXH20



尺寸表 Dimensions (mm)

型号 (Model)	行程Stroke	J	LA	LB	LT	NS
GMXH20-5Z	5	4	10	-	64	20
GMXH20-10Z	10	4	10	-	64	20
GMXH20-15Z	15	4	20	-	74	25
GMXH20-20Z	20	4	20	-	74	25
GMXH20-25Z	25	4	30	-	84	40
GMXH20-30Z	30	4	30	-	84	40
GMXH20-40Z	40	6	20	20	94	50
GMXH20-50Z	50	6	25	25	104	70
GMXH20-60Z	60	6	30	30	114	70



## 水口夹具 Sprue Gripper

本体使用超硬铝材料，重量轻刚性强，寿命长。  
 组装时可选择螺纹安装和CRG部品安装。

Main body being made of high-strength Aluminium, light weight, strong rigidity and long life cycle.  
 Using threaded components or CRG's components when to assemble.

水口夹具GR(S/M/L/X)系列 (无传感器)  
 Series GR-Sprue Gripper (Without Sensor)



水口夹具GR(S/M/L/X)系列 (带传感器)  
 Series GR -Sprue Gripper (With Sensor)



货号(PN)	型号(Model)	信号开关(Switch type)	抓取力(F)	重量(Weight)
8.Y00214	GRS08	-	5N	18g
8.Y00099	GRS08-C	-	5N	24g
8.Y00011	GRS08-CN	NPN	5N	40g
8.Y00012	GRS08-CP	PNP	5N	40g
8.Y00103	GRM12A	-	28N	46g
8.Y00092	GRM12A-C	-	28N	45g
8.Y00009	GRM12A-CN	NPN	28N	60g
8.Y00010	GRM12A-CP	PNP	28N	60g
8.Y00107	GRM12B	-	28N	46g
8.Y00106	GRM12B-C	-	28N	45g
8.Y00104	GRM12B-CN	NPN	28N	60g
8.Y00105	GRM12B-CP	PNP	28N	60g
8.Y00108	GRL12A	-	45N	94g
8.Y00100	GRL12A-C	-	45N	84g
8.Y00001	GRL12A-CN	NPN	45N	100g
8.Y00002	GRL12A-CP	PNP	45N	100g
8.Y00213	GRX20	-	80N	180g
8.Y00215	GRX20-C	-	80N	177g
8.Y00013	GRX20-CN	NPN	80N	192g
8.Y00014	GRX20-CP	PNP	80N	192g

型材 / SUS Tube

支架模组

快换

夹具组件

气动剪刀

真空组件

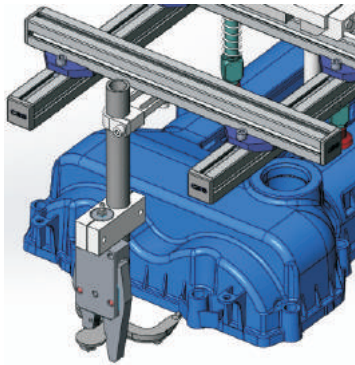
附件

# 水口夹具 Sprue Gripper

## 运用实例 / Application example

型材 / SUS Tube

支架模组



GR M 12 B - C N

尺寸  
Size  
安装直径  
Dimension


夹头类型  
Jaw Types

开关类型  
Switch type  
NPN开关  
PNP开关  
C-可装开关  
Being able to mount a switch  
无-不可装开关  
No - Not being able to mount a switch


## 安装方式 / Installation method

快换

夹具组件



示例一  
Application example 1



示例二  
Application example 2

## 选配件 / Accessorier selection

气动剪刀

真空组件



开关  
1.PNP  
2.NPN

开关货号(PN)	型号(Model)
7.Y00800	PNP
7.Y00801	NPN

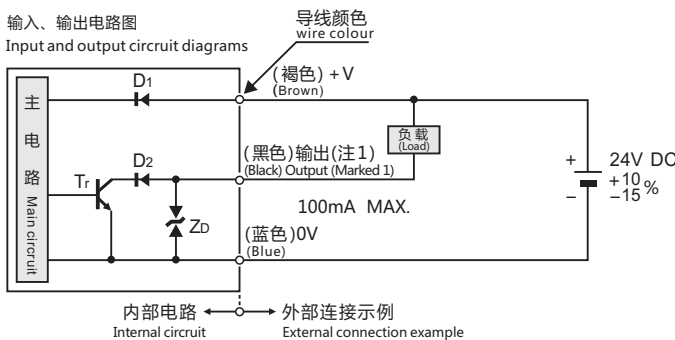
注：线长为1米  
Note: The length is 1 meters

## 开关接线说明/Switch wiring instructions

附件

### NPN输出型 / NPN output type

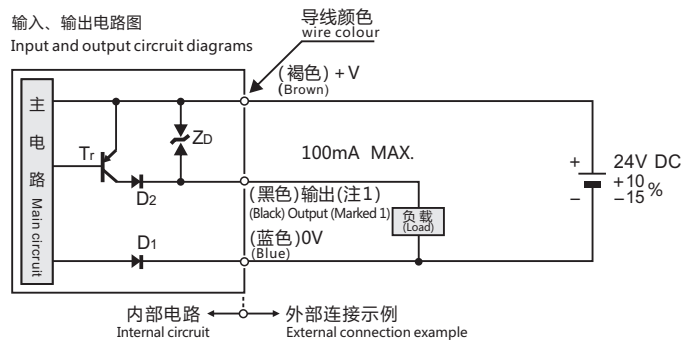
输入、输出电路图  
Input and output circuit diagrams



(注1): 输出未装备短路保护电路。请勿直接连接电源或容性负载。  
(Marked 1) Output is not equipped with short-circuit protection circuit. Do not connect directly to power or capacitive loads

### PNP输出型 / PNP output type

输入、输出电路图  
Input and output circuit diagrams



(注1): 输出未装备短路保护电路。请勿直接连接电源或容性负载。  
(Marked 1) Output is not equipped with short-circuit protection circuit. Do not connect directly to power or capacitive loads



GRS08  
无传感器(Without Sensor)



GRS08-CN(CP)  
带传感器(With Sensor)

## 产品描述 Product Description

GRS08系列

本体使用超硬铝材料，重量轻刚性强，寿命长。

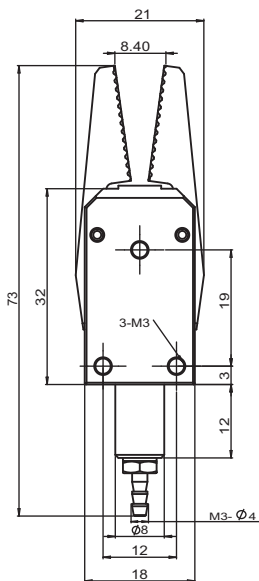
组装时可选择螺纹安装和CRG部品安装。

Series GRS08

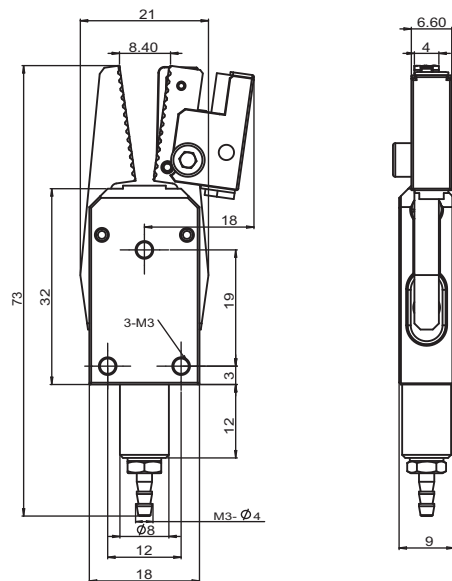
Main body being made of high-strength Aluminium, light weight, strong rigidity and long life cycle.

Using threaded components or CRG's components when to assemble.

货号(PN)	型号(Model)	传感器(Sensor)	抓取力(F)	重量(Weight)
8.Y00214	GRS08	-	5N	18g
8.Y00099	GRS08-C	-	5N	24g
8.Y00011	GRS08-CN	NPN	5N	40g
8.Y00012	GRS08-CP	PNP	5N	40g



无传感器(Without Sensor)



带传感器(With Sensor)

型材 / 钢管  
Profile / SUS Tube

支架模组  
Stents Module

快换  
Quick Changer

夹具组件  
Grip Module

气动剪刀  
Air Nipper

真空组件  
Vacuum Module

附件  
Accessory Components

# 水口夹具GRM12系列 Sprue Gripper GRM12 Series

型材  
SUS Tube

支架  
Module

快换  
Quick Changer

夹具  
Module


气动  
Air Nipper

真空  
Vacuum Module

附件  
Accessory Components



GRM12A  
无传感器(Without Sensor)



GRM12A-CN(CP)  
带传感器(With Sensor)

## 产品描述 Product Description

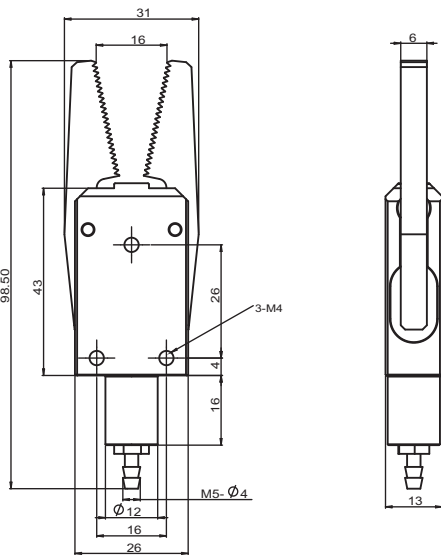
### GRM12系列

本体使用超硬铝材料，重量轻刚性强，寿命长。  
组装时可选择螺纹安装和CRG部品安装。

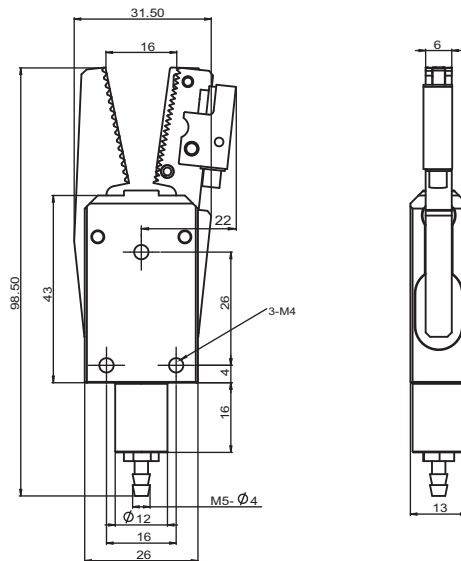
### Series GRM12

Main body being made of high-strength Aluminium, light weight, strong rigidity and long life cycle.  
Using threaded components or CRG's components when to assemble.

货号(PN)	型号(Model)	传感器(Sensor)	抓取力(F)	重量(Weight)
8.Y00103	GRM12A	-	28N	46g
8.Y00107	GRM12B	-	28N	46g
8.Y00092	GRM12A-C	-	28N	45g
8.Y00009	GRM12A-CN	NPN	28N	60g
8.Y00010	GRM12A-CP	PNP	28N	60g
8.Y00106	GRM12B-C	-	28N	45g
8.Y00104	GRM12B-CN	NPN	28N	60g
8.Y00105	GRM12B-CP	PNP	28N	60g



无传感器(Without Sensor)



带传感器(With Sensor)

# 水口夹具GRL12系列 Sprue Gripper GRL12 Series



GRL12A  
无传感器(Without Sensor)



GRL12A-CN(CP)  
带传感器(With Sensor)

## 产品描述 Product Description

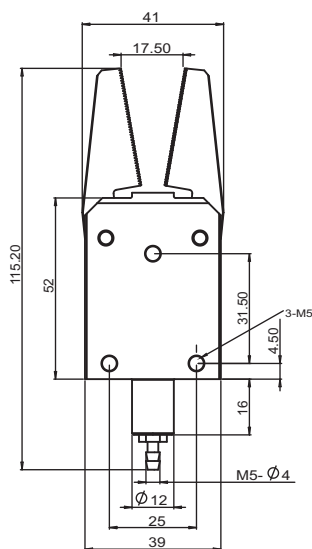
### GRL12系列

本体使用超硬铝材料，重量轻刚性强，寿命长。  
组装时可选择螺纹安装和CRG部品安装。

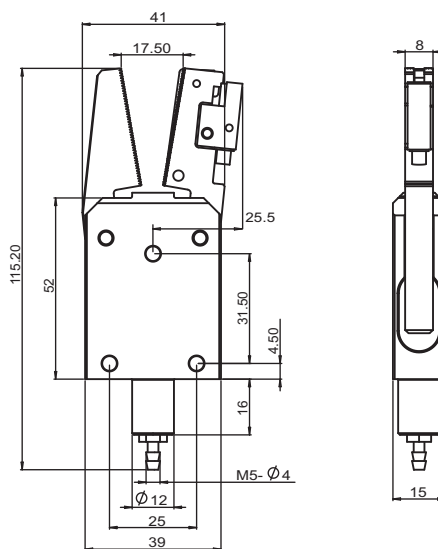
### Series GRL12

Main body being made of high-strength Aluminium, light weight, strong rigidity and long life cycle.  
Using threaded components or CRG's components when to assemble.

货号(PN)	型号(Model)	传感器(Sensor)	抓取力(F)	重量(Weight)
8.Y00108	GRL12A	-	45N	94g
8.Y00100	GRL12A-C	-	45N	84g
8.Y00001	GRL12A-CN	NPN	45N	100g
8.Y00002	GRL12A-CP	PNP	45N	100g



无传感器(Without Sensor)



带传感器(With Sensor)

型材 / SUS Tube

支架模组

快换

夹具组件

气动剪刀

真空组件

附件

# 水口夹具GRX20系列 Sprue Gripper GRX20 Series

型材 / SUS Tube

支架模组

快换

夹具组件

气动剪刀

真空组件

附件



GRX20  
无传感器(Without Sensor)



GRX20-CN(CP)  
带传感器(With Sensor)

## 产品描述 Product Description

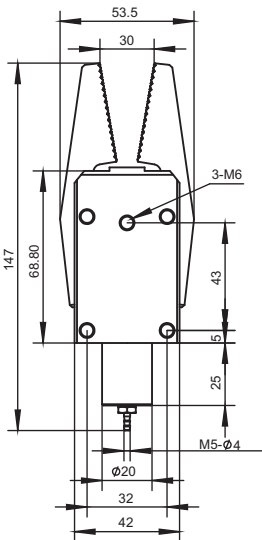
GRX20系列

本体使用超硬铝材料，重量轻刚性强，寿命长。  
组装时可选择螺纹安装和CRG部品安装。

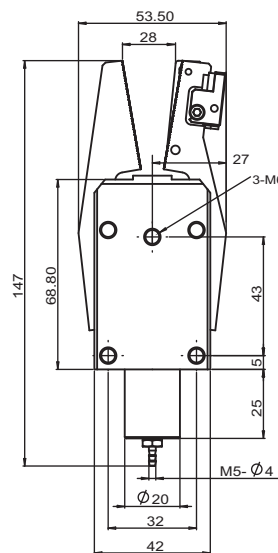
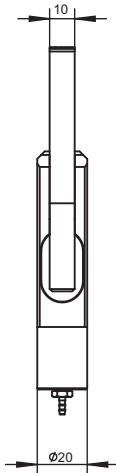
### Series GRX20

Main body being made of high-strength Aluminium, light weight, strong rigidity and long life cycle.  
Using threaded components or CRG's components when to assemble.

货号(PN)	型号(Model)	传感器(Sensor)	抓取力(F)	重量(Weight)
8.Y00213	GRX20	-	80N	180g
8.Y00215	GRX20-C	-	80N	177g
8.Y00013	GRX20-CN	NPN	80N	192g
8.Y00014	GRX20-CP	PNP	80N	192g



无传感器(Without Sensor)



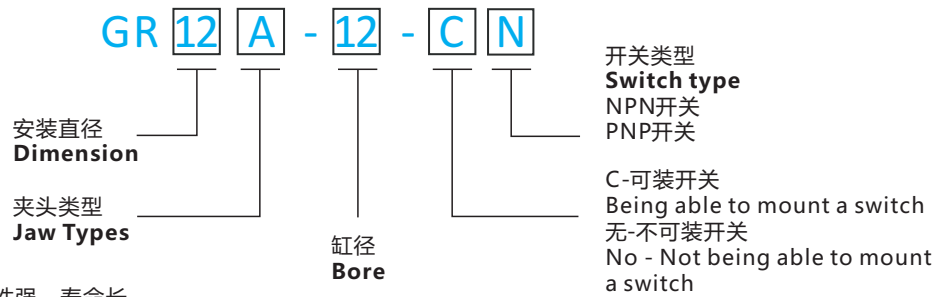
带传感器(With Sensor)



# 水口夹具GR12系列 Sprue Gripper GR12 Series

## 型号表示方法

Model representation methods



本体使用超硬铝材料，重量轻刚性强，寿命长。  
组装时可选择螺纹安装和CRG部品安装。

Main body being made of high-strength Aluminium, light weight, strong rigidity and long life cycle.  
Using threaded components or CRG's components when to assemble.



GR10A-12  
GR12A-12  
GR12M-12(钢制钳口)  
无传感器(Without Sensor)



GR12B-12  
无传感器  
(Without Sensor)



GR12L-12  
无传感器  
(Without Sensor)



GR10A-12-CP  
GR12A-12-CN(CP)  
GR12M-12-CN(CP)(钢制钳口)  
带传感器(With Sensor)



GR12B-12-CN(CP)  
带传感器  
(With Sensor)

## 选配件 / Accessorier selection



开关  
1.PNP  
2.NPN

开关货号(PN)	型号(Model)
1.Y07261	GX-F8A-P (PNP)
1.Y07405	GX-F8A (NPN)

注：线长为1米  
Note: The length is 1 meters

货号(PN)	型号(Model)	传感器(Sensor)	抓取力(F)	重量(Weight)
8.Y00348	GR05A-10	-	12N	9.6g
8.Y00268	GR10A-12	-	28N	44g
8.Y00267	GR10A-12-CP	PNP	28N	70g
8.Y00305	GR10A-12-CN	NPN	28N	70g
8.Y00370	GR10D-12	-	28N	42g
8.Y00369	GR10D-12-CP	PNP	28N	61g
8.Y00048	GR12A-12	-	28N	44g
8.Y00098	GR12A-12-C	-	28N	44g
8.Y00050	GR12A-12-CP	PNP	28N	70g
8.Y00091	GR12A-12-CN	NPN	28N	70g
8.Y00245	GR12B-12	-	28N	44g
8.Y00260	GR12B-12-C	-	28N	44g
8.Y00261	GR12B-12-CP	PNP	28N	70g
8.Y00262	GR12B-12-CN	NPN	28N	70g
8.Y00307	GR10L-12	-	28N	50g
8.Y00308	GR12L-12	-	28N	50g
8.Y00419 (钢制钳口)	GR12M-12	-	28N	66.2g
8.Y00421 (钢制钳口)	GR12M-12-CP	PNP	28N	82.5g
8.Y00420 (钢制钳口)	GR12M-12-CN	NPN	28N	82.5g

型材 / SUS Tube

支架模组

快换

夹具组件

气动剪刀

真空组件

附件

# 水口夹具GR05系列 Sprue Gripper GR05 Series

型材  
SUS Tube

支架  
模组

快换

夹具  
组件

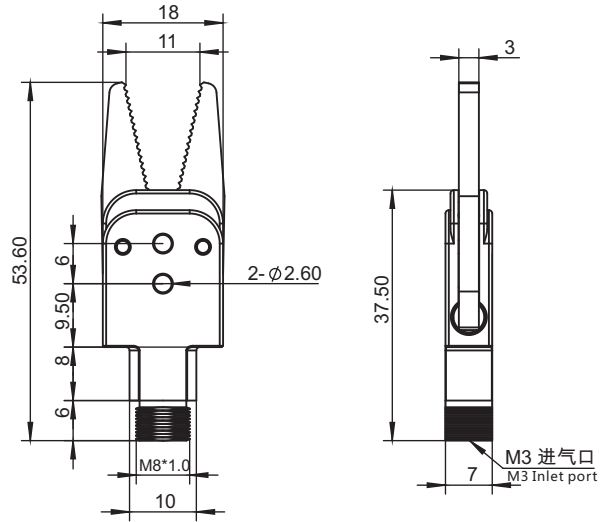
气动  
剪刀

真空  
组件

附件  
Accessary Components



GR05A-10  
无传感器(Without Sensor)



货号(PN)	型号(Model)	传感器(Sensor)	抓取力(F)	重量(Weight)
8.Y00348	GR05A-10	-	12N	9.6g

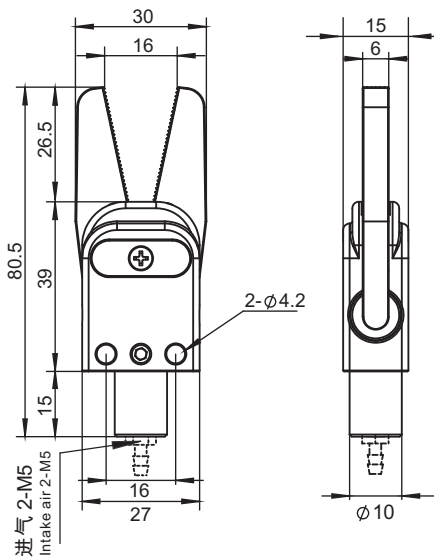
# 水口夹具GR10系列 Sprue Gripper GR10 Series



GR10A-12  
无传感器(Without Sensor)

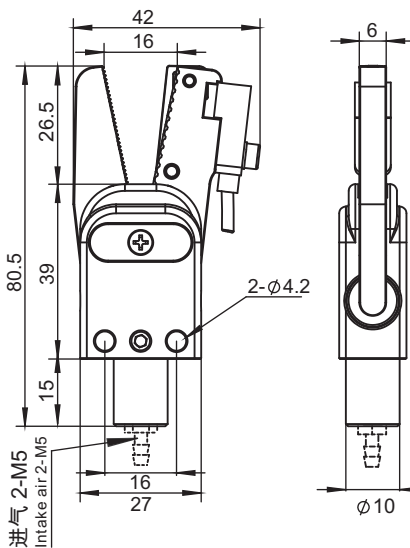


钻石齿  
Diamond tooth



GR10A-12-CN(CP)  
带传感器(With Sensor)

GX-F8A-P (PNP)  
GX-F8A (NPN)



货号(PN)	型号(Model)	传感器(Sensor)	抓取力(F)	重量(Weight)
8.Y00268	GR10A-12	-	28N	44g
8.Y00267	GR10A-12-CP	PNP	28N	70g
8.Y00305	GR10A-12-CN	NPN	28N	70g

型材 / SUS Tube

支架模组

快换

夹具组件

气动剪刀

真空组件

附件

# 水口夹具GR10系列 Sprue Gripper GR10 Series

型材  
SUS Tube

支架  
模组

快换

夹具  
组件

气动  
剪刀

真空  
组件

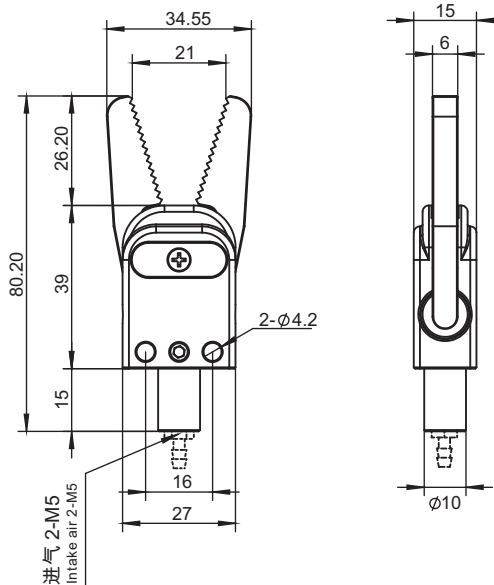
附件



GR10D-12  
无传感器(Without Sensor)

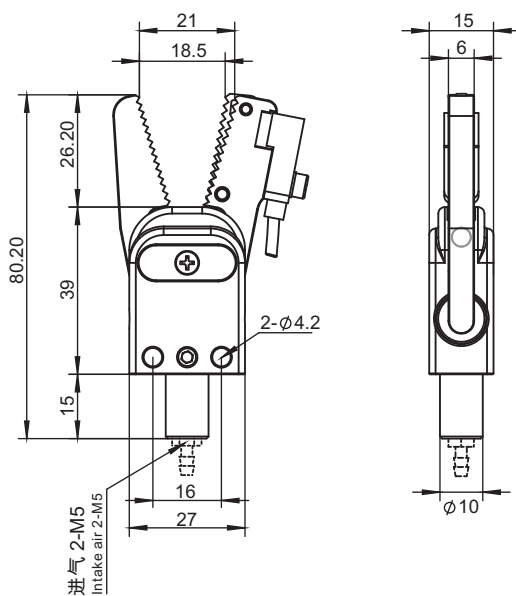


斜齿  
Helical tooth



GR10D-12-CP  
带传感器(With Sensor)

GX-F8A-P (PNP)



货号(PN)	型号(Model)	传感器(Sensor)	抓取力(F)	重量(Weight)
8.Y00370	GR10D-12	-	28N	42g
8.Y00369	GR10D-12-CP	PNP	28N	61g

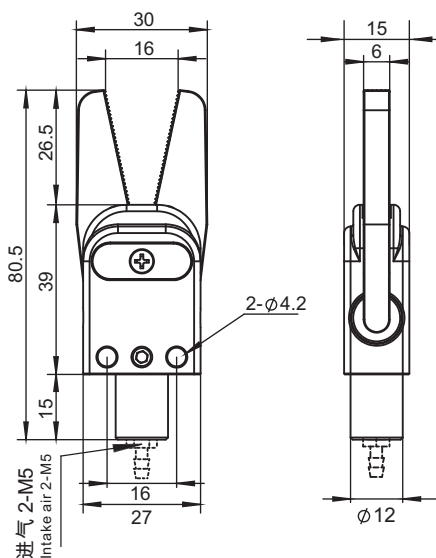
# 水口夹具GR12系列 Sprue Gripper GR12 Series



GR12A-12  
无传感器(Without Sensor)

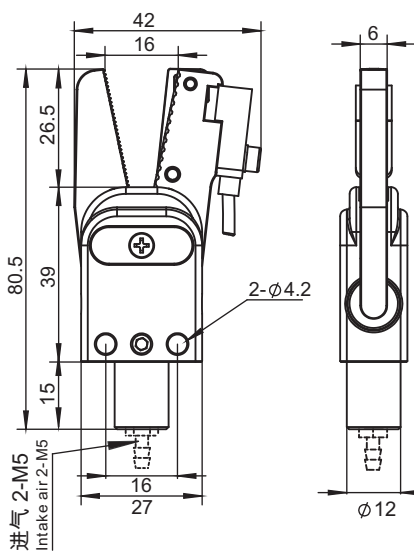


钻石齿  
Diamond tooth



GR12A-12-CN(CP)  
带传感器(With Sensor)

GX-F8A-P (PNP)  
GX-F8A (NPN)



货号(PN)	型号(Model)	传感器(Sensor)	抓取力(F)	重量(Weight)
8.Y00048	GR12A-12	-	28N	44g
8.Y00098	GR12A-12-C	-	28N	44g
8.Y00050	GR12A-12-CP	PNP	28N	70g
8.Y00091	GR12A-12-CN	NPN	28N	70g

型材 / SUS Tube

支架模组

快换

夹组件

气动剪刀

真空组件

附件

# 水口夹具GR12系列 Sprue Gripper GR12 Series

型材 / SUS Tube

支架模组

快换

夹具组件

气动剪刀

真空组件

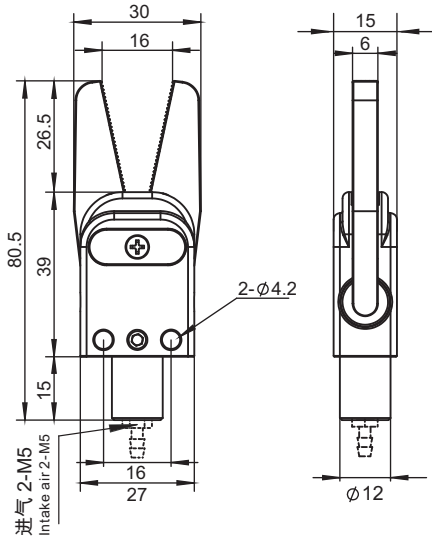
附件



GR12B-12  
无传感器(Without Sensor)

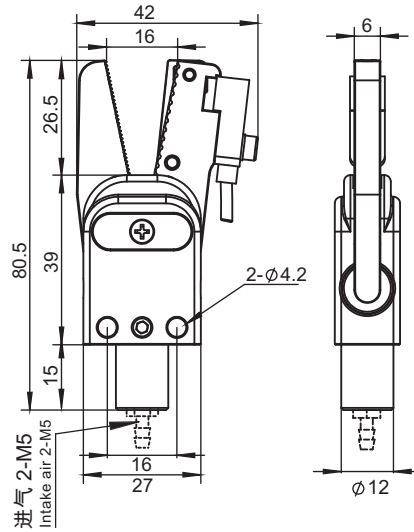


斜齿  
Helical tooth



GR12B-12-CN(CP)  
带传感器(With Sensor)

GX-F8A-P (PNP)  
GX-F8A (NPN)



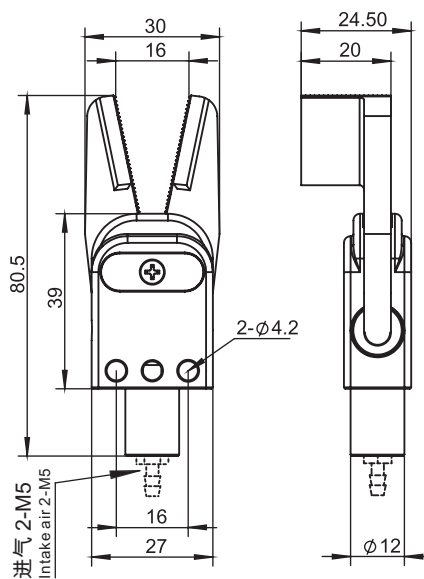
货号(PN)	型号(Model)	传感器(Sensor)	抓取力(F)	重量(Weight)
8.Y00245	GR12B-12	-	28N	44g
8.Y00260	GR12B-12-C	-	28N	44g
8.Y00261	GR12B-12-CP	PNP	28N	70g
8.Y00262	GR12B-12-CN	NPN	28N	70g



# 水口夹具GR12系列 Sprue Gripper GR12 Series



GR12L-12  
无传感器(Without Sensor)



货号(PN)	型号(Model)	传感器(Sensor)	抓取力(F)	重量(Weight)
8.Y00307	GR10L-12	-	28N	50g
8.Y00308	GR12L-12	-	28N	50g

型材 / SUS Tube

支架模组  
Stents Module

快换  
Quick Changer

夹组件  
Grip Module

气动剪刀  
Air Nipper

真空组件  
Vacuum Module

附件  
Accessory Components

# 水口夹具GR12系列 Sprue Gripper GR12 Series

型材 / SUS Tube  
钢管

支架模组  
Stents Module

快换  
Quick Changer

夹具组件  
Grip Module

气动剪刀  
Air Nipper

真空组件  
Vacuum Module

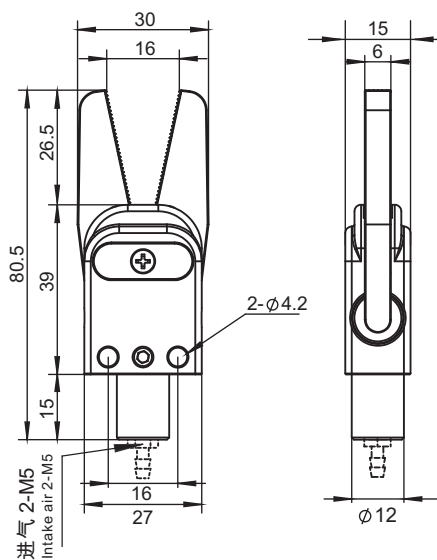
附件  
Accessory Components

**NEW**



钢制钳口  
Steel jaw

GR12M-12  
无传感器(Without Sensor)

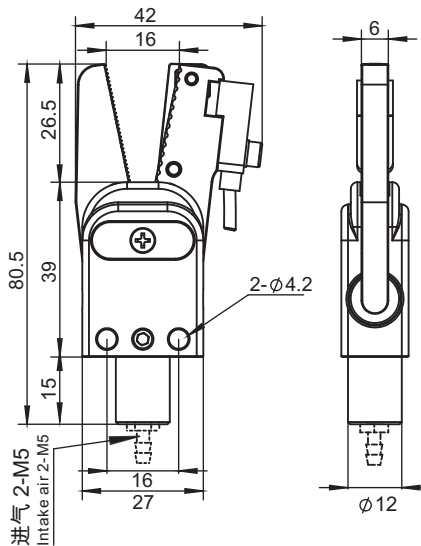


**NEW**



GX-F8A-P (PNP)  
GX-F8A (NPN)

GR12M-12-CN(CP)  
带传感器(With Sensor)



货号(PN)	型号(Model)	传感器(Sensor)	抓取力(F)	重量(Weight)
8.Y00419 (钢制钳口)	GR12M-12	-	28N	66.2g
8.Y00421 (钢制钳口)	GR12M-12-CP	PNP	28N	82.5g
8.Y00420 (钢制钳口)	GR12M-12-CN	NPN	28N	82.5g

## 水口夹具GR20系列 Sprue Gripper GR20 Series

1. 本体使用超硬铝材料，重量轻刚性强，寿命长。
  2. 组装时可选择螺纹安装和CRG部品安装。
  3. GR系列水口夹可选择不同的夹头形状，满足多种水口的夹取。
1. Main body being made of high-strength Aluminium, light weight, strong rigidity and long life cycle.
  2. Using threaded components or CRG's components when to assemble.
  3. GR series of sprue gripper can choose different types of jaws to satisfy the clamping of various sprue gate.



GR20A-20  
无传感器  
(Without Sensor)



GR20B-20  
无传感器  
(Without Sensor)



GR20D-20  
无传感器  
(Without Sensor)



GR20C-20  
无传感器  
(Without Sensor)



GR20A-20-CN(CP)  
带传感器  
(With Sensor)



GR20B-20-CN(CP)  
带传感器  
(With Sensor)



GR20D-20-CN(CP)  
带传感器  
(With Sensor)



GR20E-20  
无传感器  
(Without Sensor)

货号(PN)	型号(Model)	传感器(Sensor)	抓取力(F)	重量(Weight)
8.Y00224	GR20A-20	-	80N	112g
8.Y00049	GR20A-20-C	-	80N	118g
8.Y00226	GR20A-20-CP	PNP	80N	137g
8.Y00051	GR20A-20-CN	NPN	80N	137g
8.Y00234	GR20B-20	-	80N	112g
8.Y00231	GR20B-20-C	-	80N	118g
8.Y00232	GR20B-20-CP	PNP	80N	137g
8.Y00233	GR20B-20-CN	NPN	80N	137g
8.Y00342	GR20C-20	-	80N	140g
8.Y00343	GR20D-20	-	80N	149g
8.Y00442	GR20D-20-CP	PNP	80N	173.1g
8.Y00479	GR20D-20-CN	NPN	80N	173.1g
8.Y00344	GR20E-20	-	80N	129g

型材  
SUS Tube

支架  
Module

快换  
Changer

夹具  
Module

气动  
Nipper

真空  
Module

附件  
Components

## 水口夹具GR20系列 Sprue Gripper GR20 Series

1. 本体使用超硬铝材料，重量轻刚性强，寿命长。
  2. 组装时可选择螺纹安装和CRG部品安装。
  3. GR系列水口夹可选择不同的夹头形状，满足多种水口的夹取。
1. Main body being made of high-strength Aluminium, light weight, strong rigidity and long life cycle.
  2. Using threaded components or CRG's components when to assemble.
  3. GR series of sprue gripper can choose different types of jaws to satisfy the clamping of various sprue gate.



GR20G-20  
无传感器  
(Without Sensor)



GR20H-20  
无传感器  
(Without Sensor)



GR20I-20  
无传感器  
(Without Sensor)



GR20F-20  
无传感器  
(Without Sensor)



GR20G-20-CN(CP)  
带传感器  
(With Sensor)



GR20H-20-CN(CP)  
带传感器  
(With Sensor)



GR20I-20-CN(CP)  
带传感器  
(With Sensor)

货号(PN)	型号(Model)	传感器(Sensor)	抓取力(F)	重量(Weight)
8.Y00345	GR20F-20	-	80N	128g
8.Y00433	GR20G-20	-	80N	131.1g
8.Y00472	GR20G-20-CP	PNP	80N	153.7g
8.Y00473	GR20G-20-CN	NPN	80N	153.7g
8.Y00422 (钢制钳口)	GR20H-20	-	80N	193.1g
8.Y00424 (钢制钳口)	GR20H-20-CP	PNP	80N	220.5g
8.Y00423 (钢制钳口)	GR20H-20-CN	NPN	80N	220.5g
8.Y00450 (钢制钳口)	GR20I-20	-	80N	191.6g
8.Y00470 (钢制钳口)	GR20I-20-CP	PNP	80N	219g
8.Y00471 (钢制钳口)	GR20I-20-CN	NPN	80N	219g

型材  
SUS Tube

支架  
Module

快换  
Quick Changer

夹具  
Module

气动  
Air Nipper

真空  
Vacuum Module

附件  
Accessory Components

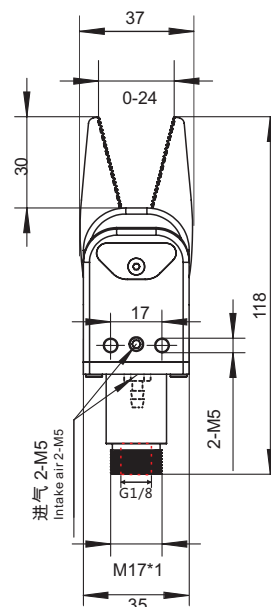
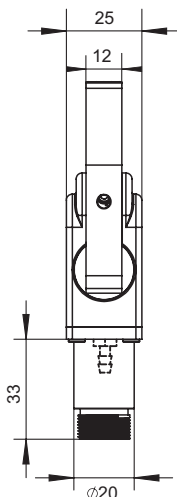
# 水口夹具GR20系列 Sprue Gripper GR20 Series



钻石齿  
Diamond tooth

底部四个螺丝为了方便接气，  
出厂时为松动状态。  
The four screws on the bottom  
are loose for ventilate conveniently  
when they leaving the factory

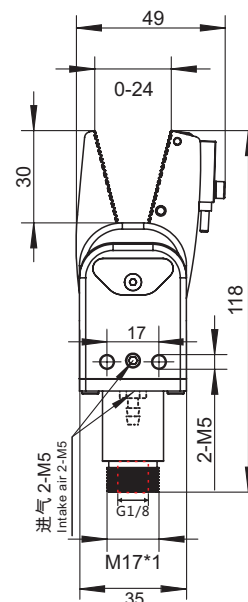
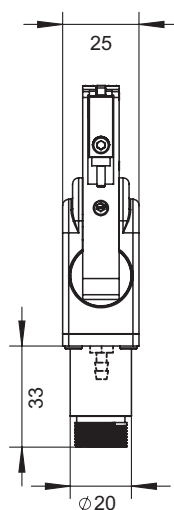
GR20A-20  
无传感器(Without Sensor)



GX-F8A-P (PNP)  
GX-F8A (NPN)

底部四个螺丝为了方便接气，  
出厂时为松动状态。  
The four screws on the bottom  
are loose for ventilate conveniently  
when they leaving the factory

GR20A-20-CN(CP)  
带传感器(With Sensor)



货号(PN)	型号(Model)	传感器(Sensor)	抓取力(F)	重量(Weight)
8.Y00224	GR20A-20	-	80N	112g
8.Y00049	GR20A-20-C	-	80N	118g
8.Y00226	GR20A-20-CP	PNP	80N	137g
8.Y00051	GR20A-20-CN	NPN	80N	137g

型材 / SUS Tube

支架模组

快换

夹爪组件

气动剪刀

真空组件

附件

# 水口夹具GR20系列 Sprue Gripper GR20 Series

型材  
SUS Tube

支架  
Module

快换  
Quick Changer

夹具  
Module

气动  
Air Nipper

真空  
Vacuum Module

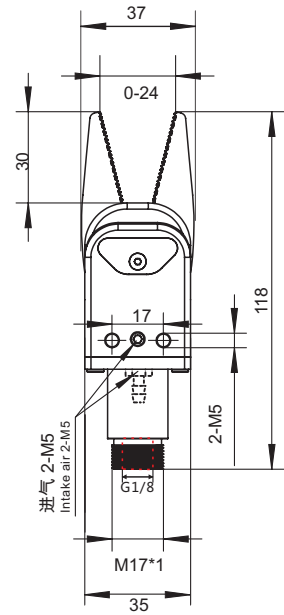
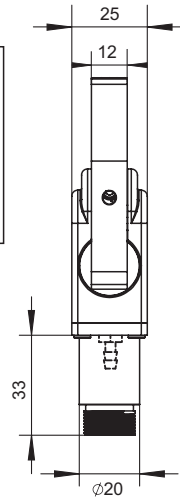
附件  
Accessory Components



斜齿  
Helical tooth

底部四个螺丝为了方便接气，  
出厂时为松动状态。  
The four screws on the bottom  
are loose for ventilate conveniently  
when they leaving the factory

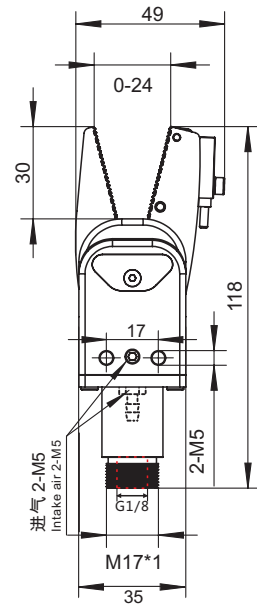
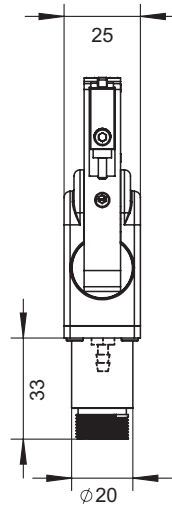
GR20B-20  
无传感器(Without Sensor)



GX-F8A-P (PNP)  
GX-F8A (NPN)

底部四个螺丝为了方便接气，  
出厂时为松动状态。  
The four screws on the bottom  
are loose for ventilate conveniently  
when they leaving the factory

GR20B-20-CN( CP)  
带传感器(With Sensor)



货号(PN)	型号(Model)	传感器(Sensor)	抓取力(F)	重量(Weight)
8.Y00234	GR20B-20	-	80N	112g
8.Y00231	GR20B-20-C	-	80N	118g
8.Y00232	GR20B-20-CP	PNP	80N	137g
8.Y00233	GR20B-20-CN	NPN	80N	137g

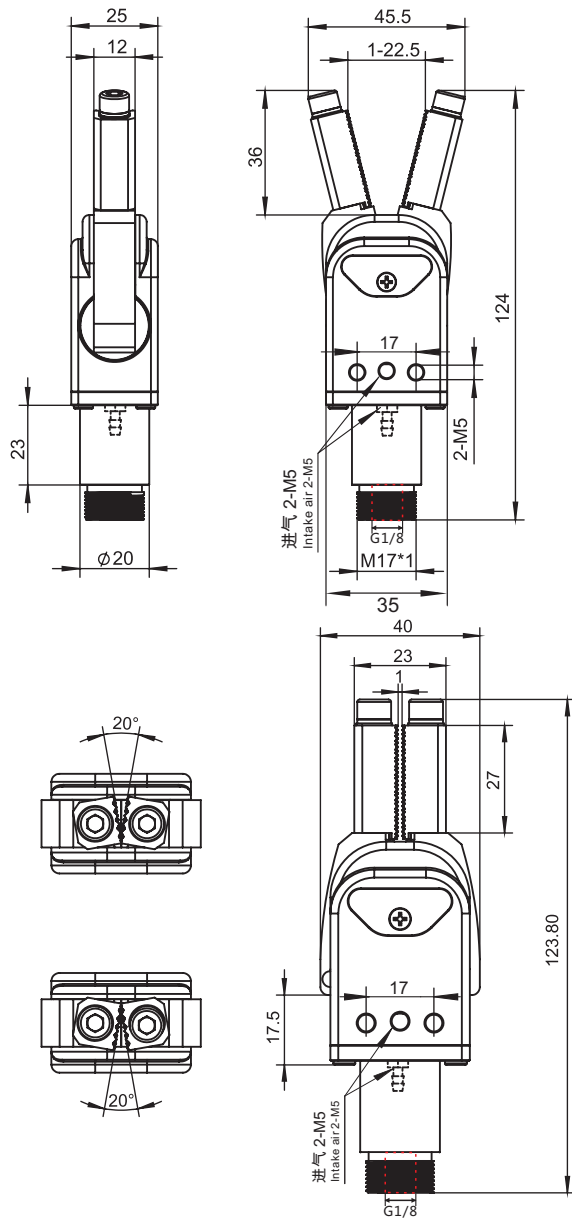


# 水口夹具GR20系列 Sprue Gripper GR20 Series



底部四个螺丝为了方便接气，  
出厂时为松动状态。  
The four screws on the bottom  
are loose for ventilate conveniently  
when they leaving the factory

GR20C-20  
无传感器(Without Sensor)



型材 / SUS Tube  
钢材

支架模组  
Stents Module

快换  
Quick Changer

夹具组件  
Grip Module

气动剪刀  
Air Nipper

真空组件  
Vacuum Module

附件  
Accessory Components

货号(PN)	型号(Model)	传感器(Sensor)	抓取力(F)	重量(Weight)
8.Y00342	GR20C-20	-	80N	140g

# 水口夹具GR20系列 Sprue Gripper GR20 Series

型材  
SUS Tube

支架  
Module

快换  
Quick Changer

夹具  
Module

气动  
Air Nipper

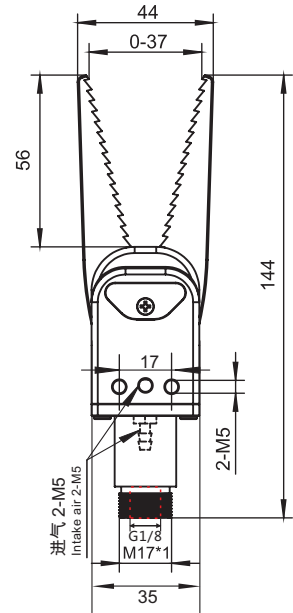
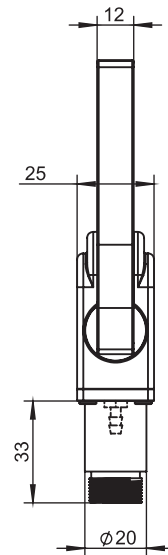
真空  
Vacuum Module

附件  
Accessory Components



底部四个螺丝为了方便接气，  
出厂时为松动状态。  
The four screws on the bottom  
are loose for ventilate conveniently  
when they leaving the factory

GR20D-20  
无传感器(Without Sensor)



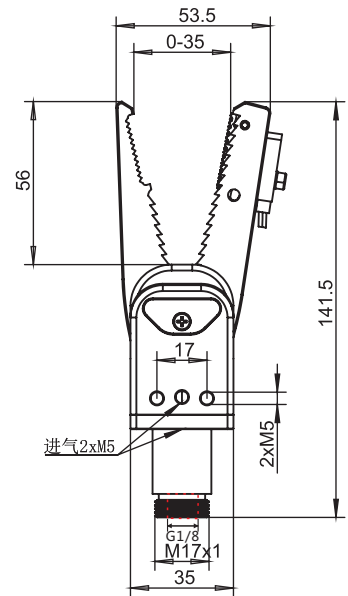
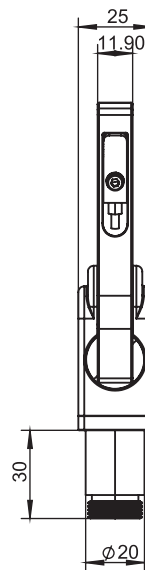
**NEW**



GX-F8A-P (PNP)  
GX-F8A (NPN)

底部四个螺丝为了方便接气，  
出厂时为松动状态。  
The four screws on the bottom  
are loose for ventilate conveniently  
when they leaving the factory

GR20D-20-CN(CP)  
带传感器(With Sensor)



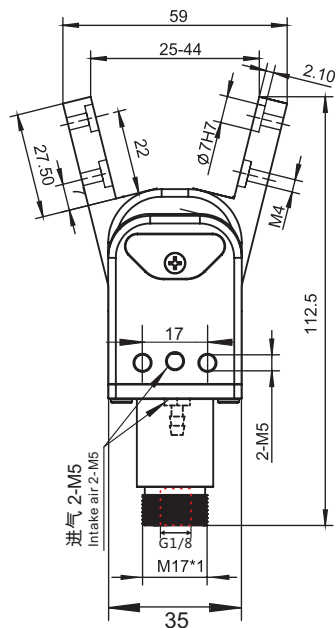
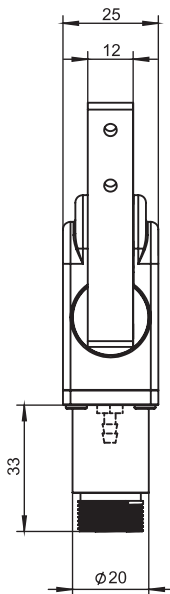
货号(PN)	型号(Model)	传感器(Sensor)	抓取力(F)	重量(Weight)
8.Y00343	GR20D-20	-	80N	149g
8.Y00442	GR20D-20-CP	PNP	80N	173.1g
8.Y00479	GR20D-20-CN	NPN	80N	173.1g

# 水口夹具GR20系列 Sprue Gripper GR20 Series



底部四个螺丝为了方便接气，  
出厂时为松动状态。  
The four screws on the bottom  
are loose for ventilate conveniently  
when they leaving the factory

GR20E-20  
无传感器(Without Sensor)

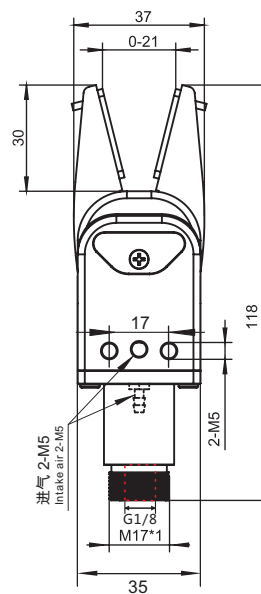
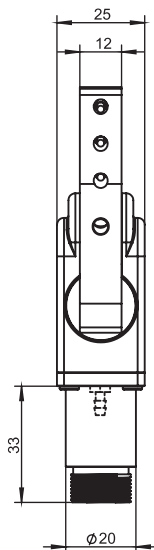


货号(PN)	型号(Model)	传感器(Sensor)	抓取力(F)	重量(Weight)
8.Y00344	GR20E-20	-	80N	129g



底部四个螺丝为了方便接气，  
出厂时为松动状态。  
The four screws on the bottom  
are loose for ventilate conveniently  
when they leaving the factory

GR20F-20  
无传感器(Without Sensor)



货号(PN)	型号(Model)	传感器(Sensor)	抓取力(F)	重量(Weight)
8.Y00345	GR20F-20	-	80N	128g

型材 / SUS Tube

支架模组

快换

夹组件

气动剪刀

真空组件

附件

# 水口夹具GR20系列 Sprue Gripper GR20 Series

型材  
SUS Tube

支架  
Module

快换  
Quick Changer

夹具  
Module

气动  
Air Nipper

真空  
Vacuum Module

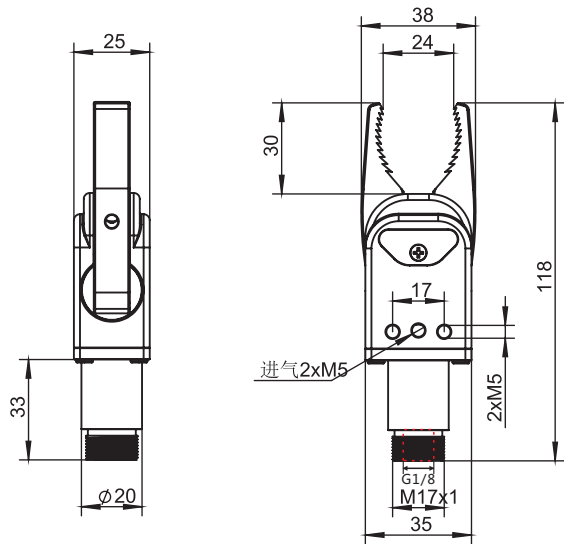
附件  
Accessory Components

**NEW**



底部四个螺丝为了方便接气，  
出厂时为松动状态。  
The four screws on the bottom  
are loose for ventilate conveniently  
when they leaving the factory

GR20G-20  
无传感器(Without Sensor)



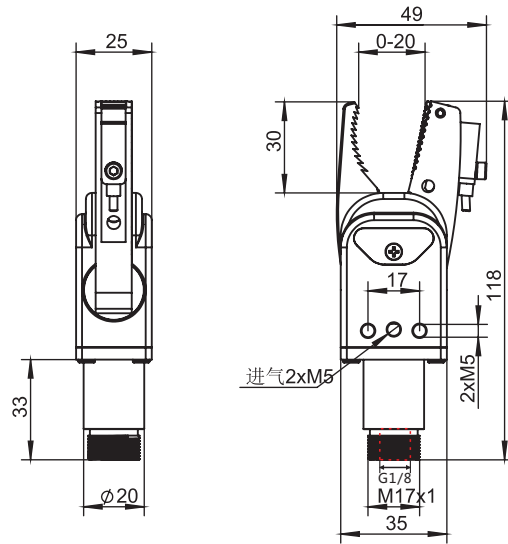
**NEW**



GX-F8A-P (PNP)  
GX-F8A (NPN)

底部四个螺丝为了方便接气，  
出厂时为松动状态。  
The four screws on the bottom  
are loose for ventilate conveniently  
when they leaving the factory


GR20G-20-CN(CP)  
带传感器(With Sensor)



货号(PN)	型号(Model)	传感器(Sensor)	抓取力(F)	重量(Weight)
8.Y00433	GR20G-20	-	80N	131.1g
8.Y00472	GR20G-20-CP	PNP	80N	153.7g
8.Y00473	GR20G-20-CN	NPN	80N	153.7g

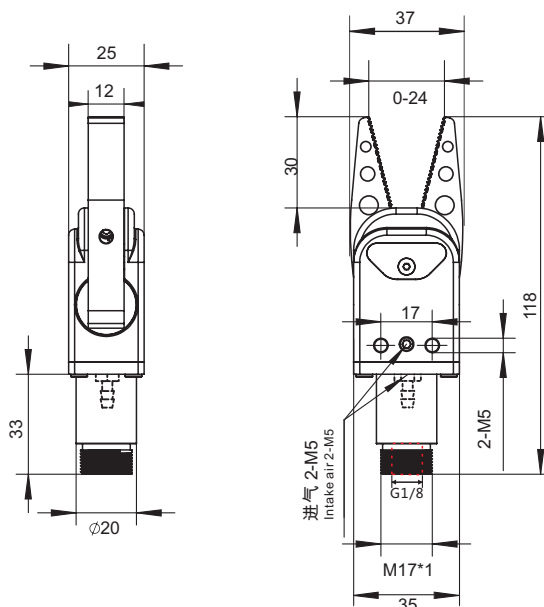
# 水口夹具GR20系列 Sprue Gripper GR20 Series

**NEW**





钢制钳口  
Steel jaw

底部四个螺丝为了方便接气，  
出厂时为松动状态。  
The four screws on the bottom  
are loose for ventilate conveniently  
when they leaving the factory



GR20H-20  
无传感器(Without Sensor)

**NEW**

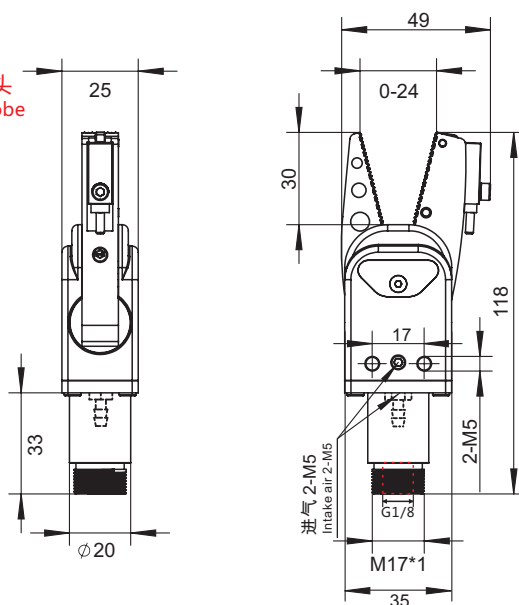


钢制钳口  
Steel jaw

钢制探头  
Steel probe

GX-F8A-P (PNP)  
GX-F8A (NPN)

底部四个螺丝为了方便接气，  
出厂时为松动状态。  
The four screws on the bottom  
are loose for ventilate conveniently  
when they leaving the factory



GR20H-20-CN(CP)  
带传感器(With Sensor)

货号(PN)	型号(Model)	传感器(Sensor)	抓取力(F)	重量(Weight)
8.Y00422 (钢制钳口)	GR20H-20	-	80N	193.1g
8.Y00424 (钢制钳口)	GR20H-20-CP	PNP	80N	220.5g
8.Y00423 (钢制钳口)	GR20H-20-CN	NPN	80N	220.5g

型材 / SUS Tube

支架模组

快换

夹具组件

气动剪刀

真空组件

附件

# 水口夹具GR20系列 Sprue Gripper GR20 Series

型材 / SUS Tube  
Profile / SUS Tube

支架模组  
Stents Module

快换  
Quick Changer

夹具组件  
Grip Module

气动剪刀  
Air Nipper

真空组件  
Vacuum Module

附件  
Accessory Components

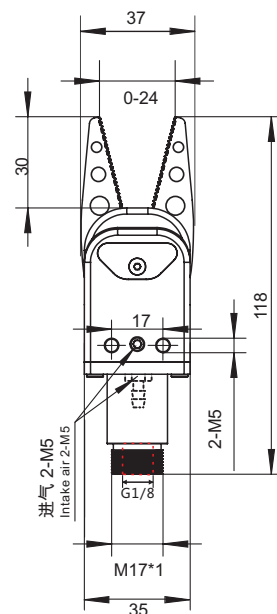
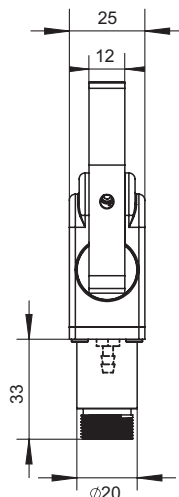
**NEW**



钢制钳口  
Steel jaw

底部四个螺丝为了方便接气，  
出厂时为松动状态。  
The four screws on the bottom  
are loose for ventilate conveniently  
when they leaving the factory

GR20I-20  
无传感器(Without Sensor)



**NEW**



钢制钳口  
Steel jaw

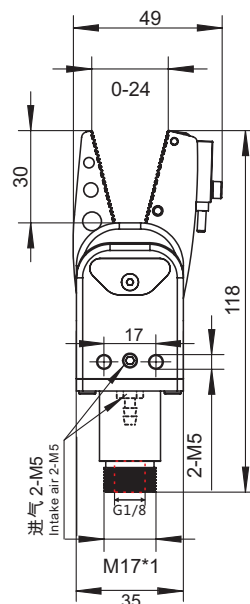
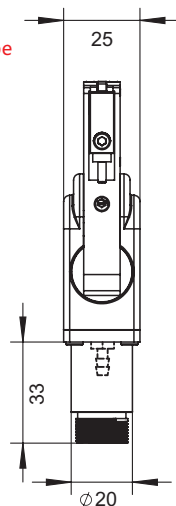


钢制探头  
Steel probe

GX-F8A-P (PNP)  
GX-F8A (NPN)

底部四个螺丝为了方便接气，  
出厂时为松动状态。  
The four screws on the bottom  
are loose for ventilate conveniently  
when they leaving the factory

GR20I-20-CN(CP)  
带传感器(With Sensor)




货号(PN)	型号(Model)	传感器(Sensor)	抓取力(F)	重量(Weight)
8.Y00450 (钢制钳口)	GR20I-20	-	80N	191.6g
8.Y00470 (钢制钳口)	GR20I-20-CP	PNP	80N	219.1g
8.Y00471 (钢制钳口)	GR20I-20-CN	NPN	80N	219.1g



## 水口夹具GRA20系列 Sprue Gripper GRA20 Series

1. 双动作或弹簧开启 (-NO).
2. 不同重量和尺寸均具有很高的夹紧力。
3. 不同的紧固选项。
4. 可选的磁传感器

1. Double acting or spring open (-NO).
2. Very high gripping force related to the weight and dimensions.
3. Different options for fastening.
4. Optional magnetic sensors.



GRA20A  
无传感器  
(Without Sensor)



GRA20A-CN(CP)  
带传感器  
(With Sensor)



GRA20C-CN(CP)  
带传感器  
(With Sensor)

货号(PN)	型号(Model)	传感器(Sensor)	抓取力(F)	重量(Weight)
8.Y00391	GRA20A	-	80N	110g
8.Y00392	GRA20A-CP	PNP	80N	115g
8.Y00393	GRA20A-CN	NPN	80N	115g
8.Y00434	GRA20C-CP	PNP	80N	135g
8.Y00435	GRA20C-CN	NPN	80N	135g

型材  
钢管  
Profile  
SUS Tube

支架  
模组  
Stents  
Module

快换  
Quick  
Changer

夹具  
组件  
Grip  
Module

气动  
剪刀  
Air  
Nipper

真空  
组件  
Vacuum  
Module

附件  
Accessory  
Components

# 水口夹具GRA20系列 Sprue Gripper GRA20 Series

型材 / SUS Tube  
Profile / SUS Tube

支架模组  
Stents Module

快换  
Quick Changer

夹具组件  
Grip Module

气动剪刀  
Air Nipper

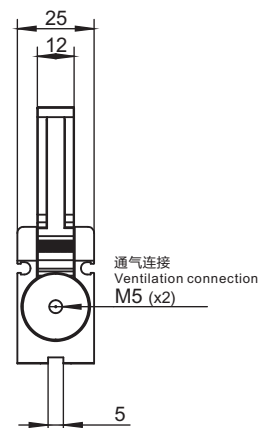
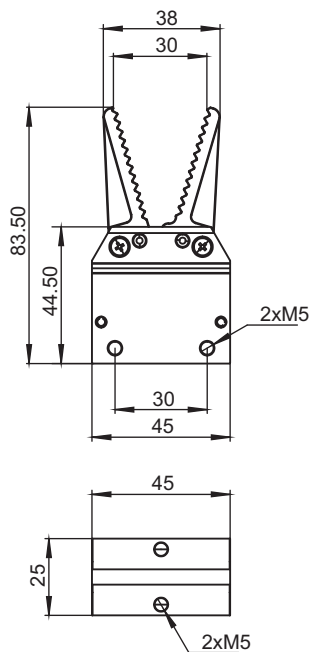
真空组件  
Vacuum Module

附件  
Accessory Components

**NEW**



GRA20A  
无传感器(Without Sensor)

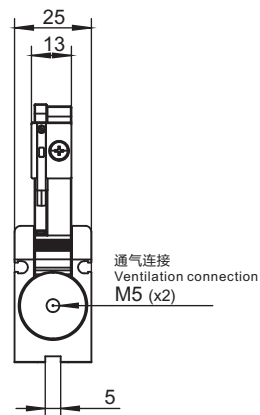
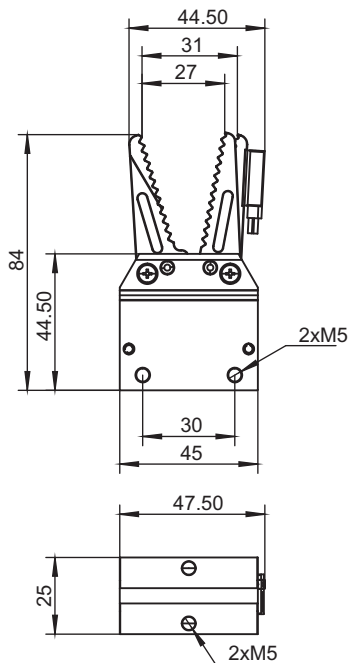


**NEW**



GRA20A-CN(CP)  
带传感器(With Sensor)

D-M9P (PNP)  
D-M9N (NPN)



货号(PN)	型号(Model)	传感器(Sensor)	抓取力(F)	重量(Weight)
8.Y00391	GRA20A	-	80N	110g
8.Y00392	GRA20A-CP	PNP	80N	115g
8.Y00393	GRA20A-CN	NPN	80N	115g

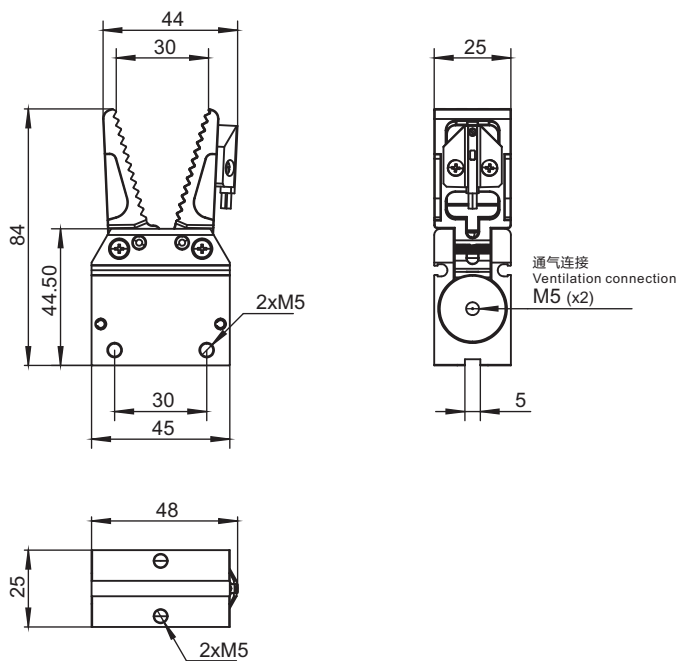
# 水口夹具GRA20系列 Sprue Gripper GRA20 Series

**NEW**



D-M9P (PNP)  
D-M9N (NPN)

GRA20C-CN(CP)  
带传感器(With Sensor)



货号(PN)	型号(Model)	传感器(Sensor)	抓取力(F)	重量(Weight)
8.Y00434	GRA20C-CP	PNP	80N	135g
8.Y00435	GRA20C-CN	NPN	80N	135g

型材 / SUS Tube

支架模组

快换

夹具组件

气动剪刀

真空组件

附件

## 水口夹具GRT20系列 Sprue Gripper GRT20 Series

1. 本体使用超硬铝材料，重量轻刚性强，寿命长。
2. 组装时可选择螺纹安装和CRG部品安装。
3. GR系列水口夹可选择不同的夹头形状，满足多种水口的夹取。

1. Main body being made of high-strength Aluminium, light weight, strong rigidity and long life cycle.
2. Using threaded components or CRG's components when to assemble.
3. GR series of sprue gripper can choose different types of jaws to satisfy the clamping of various sprue gate.



GRT20A  
无传感器  
(Without Sensor)



GRT20B  
无传感器  
(Without Sensor)



GRT20C  
无传感器  
(Without Sensor)



GRT20E  
无传感器  
(Without Sensor)



GRT20A-CN(CP)  
带传感器  
(With Sensor)



GRT20B-CN(CP)  
带传感器  
(With Sensor)



GRT20D  
无传感器  
(Without Sensor)



GRT20E-CN(CP)  
带传感器  
(With Sensor)

货号(PN)	型号(Model)	信号开关(Switch type)	抓取力(F)	重量(Weight)
8.Y00257	GRT20A	-	100N	111g
8.Y00258	GRT20A-CN	NPN	100N	130g
8.Y00259	GRT20A-CP	PNP	100N	130g
8.Y00279	GRT20B	-	100N	162.8g
8.Y00281	GRT20B-CN	NPN	100N	158.4g
8.Y00282	GRT20B-CP	PNP	100N	158.4g
8.Y00316	GRT20C	-	100N	144g
8.Y00317	GRT20D	-	100N	160g
8.Y00318	GRT20E	-	100N	161g
8.Y00339	GRT20E-CN	NPN	100N	165g
8.Y00340	GRT20E-CP	PNP	100N	165g

型材  
SUS Tube

支架  
Module

快换  
Quick Changer

夹具  
Module

气动  
Air Nipper

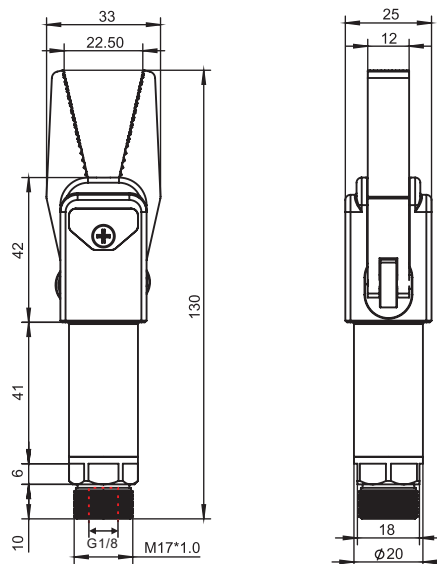
真空  
Vacuum Module

附件  
Accessory Components

# 水口夹具GRT20系列 Sprue Gripper GRT20 Series

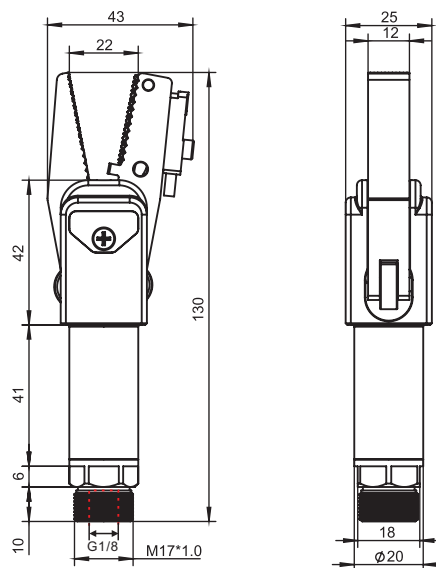


GRT20A  
无传感器(Without Sensor)



GRT20A-CN(CP)  
带传感器(With Sensor)

GX-F8A-P (PNP)  
GX-F8A (NPN)



型材 / 钢管  
Profile / SUS Tube

支架模组  
Stents Module

快换  
Quick Changer

夹具组件  
Grip Module

气动剪刀  
Air Nipper

真空组件  
Vacuum Module

附件  
Accessory Components

货号(PN)	型号(Model)	传感器(Sensor)	抓取力(F)	重量(Weight)
8.Y00257	GRT20A	-	100N	111g
8.Y00258	GRT20A-CN	NPN	100N	130g
8.Y00259	GRT20A-CP	PNP	100N	130g

# 水口夹具GRT20系列 Sprue Gripper GRT20 Series

型材 / SUS Tube

支架模组

快换

夹具组件

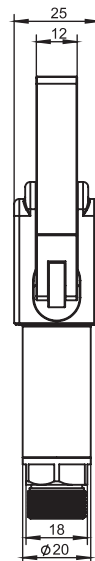
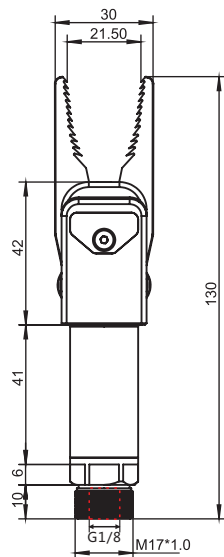
气动剪刀

真空组件

附件

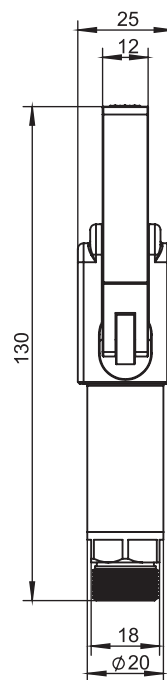
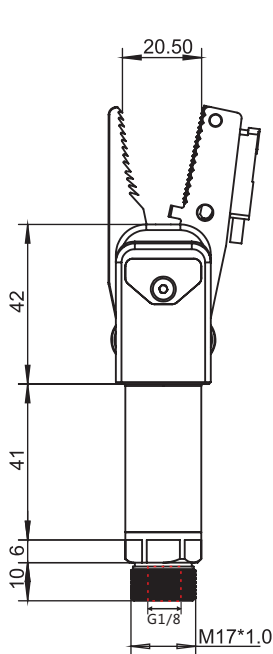


GRT20B  
无传感器(Without Sensor)



GX-F8A-P (PNP)  
GX-F8A (NPN)

GRT20B-CN(CP)  
带传感器(With Sensor)



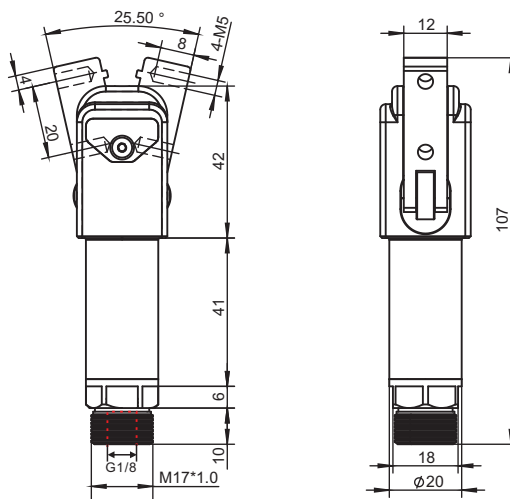
货号(PN)	型号(Model)	传感器(Sensor)	抓取力(F)	重量(Weight)
8.Y00279	GRT20B	-	100N	162.8g
8.Y00281	GRT20B-CN	NPN	100N	158.4g
8.Y00282	GRT20B-CP	PNP	100N	158.4g



# 水口夹具GRT20系列 Sprue Gripper GRT20 Series



GRT20C  
无传感器(Without Sensor)



型材 / 钢管  
Profile / SUS Tube

支架模组  
Stents Module

快换  
Quick Changer

夹具组件  
Grip Module

货号(PN)	型号(Model)	传感器(Sensor)	抓取力(F)	重量(Weight)
8.Y00316	GRT20C	-	100N	144g

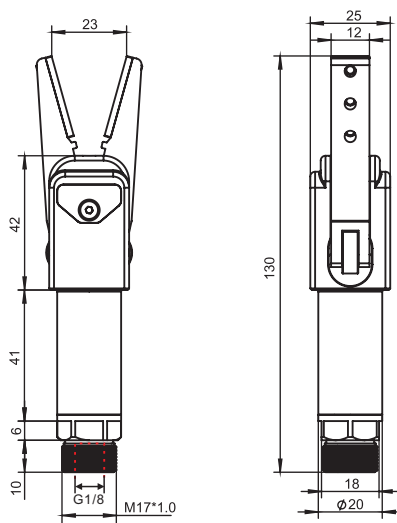
气动剪刀  
Air Nipper

真空组件  
Vacuum Module

附件  
Accessory Components



GRT20D  
无传感器(Without Sensor)



货号(PN)	型号(Model)	传感器(Sensor)	抓取力(F)	重量(Weight)
8.Y00317	GRT20D	-	100N	160g

# 水口夹具GRT20系列 Sprue Gripper GRT20 Series

型材 / SUS Tube

支架模组

快换

夹具组件

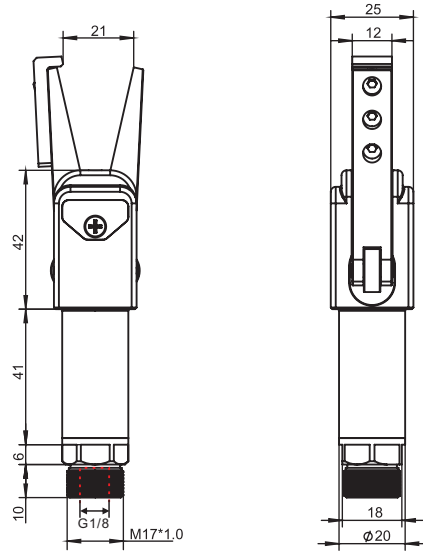
气动剪刀

真空组件

附件

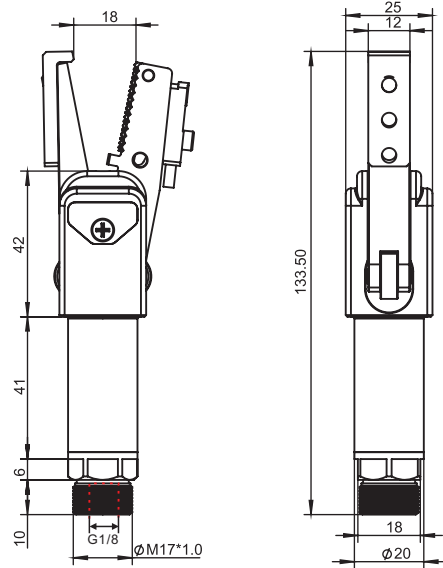


GRT20E  
无传感器(Without Sensor)



GRT20E-CN(CP)  
带传感器(With Sensor)

GX-F8A-P (PNP)  
GX-F8A (NPN)



货号(PN)	型号(Model)	传感器(Sensor)	抓取力(F)	重量(Weight)
8.Y00318	GRT20E	-	100N	161g
8.Y00339	GRT20E-CN	NPN	100N	165g
8.Y00340	GRT20E-CP	PNP	100N	165g

## 水口夹具GRP32系列 Sprue Gripper GR32 Series

带齿标准爪, 双作用功能。  
完全兼容CRG的模块化EOAT/夹取系统。  
轴直径20毫米。  
要求:  
工作气压 6 bar。  
需要过滤干燥空气

Standard jaws with teeth, Double action function.  
Fully compatible with CRG's modular EOAT/gripper system.  
20mm shaft diameter.  
Requirements:  
Working air pressure 6 bar.  
Requires filtered dry air.



GRP32A  
无传感器  
(Without Sensor)



GRP32B  
无传感器  
(Without Sensor)



GRP32A-30  
无传感器  
(Without Sensor)



GRP32B-30  
无传感器  
(Without Sensor)



GRP32A-CN(CP)  
带传感器  
(With Sensor)



GRP32B-CN(CP)  
带传感器  
(With Sensor)



GRP32A-30CN(CP)  
带传感器  
(With Sensor)



GRP32B-30CN(CP)  
带传感器  
(With Sensor)

货号(PN)	型号(Model)	传感器(Sensor)	闭合力(F)	重量(Weight)
8.Y00278	GRP32A	-	200N	604g
8.Y00462	GRP32A-CP	PNP	200N	658g
8.Y00463	GRP32A-CN	NPN	200N	658g
8.Y00388	GRP32B	-	200N	608g
8.Y00466	GRP32B-CP	PNP	200N	662.4g
8.Y00467	GRP32B-CN	NPN	200N	662.4g
8.Y00315	GRP32A-30	-	200N	1276g
8.Y00464	GRP32A-30CP	PNP	200N	1330g
8.Y00465	GRP32A-30CN	NPN	200N	1330g
8.Y00387	GRP32B-30	-	200N	1282g
8.Y00399	GRP32B-30CP	PNP	200N	1336g
8.Y00411	GRP32B-30CN	NPN	200N	1336g

型材  
SUS Tube

支架  
Module

快换  
Quick Changer

夹具  
Grip Module

气动  
Air Nipper

真空  
Vacuum Module

附件  
Accessory Components

## 水口夹具GRP32系列 Sprue Gripper GR32 Series

型材 / SUS Tube  
钢管

带齿标准爪, 双作用功能。  
完全兼容CRG的模块化EOAT/夹取系统。  
轴直径20毫米。  
要求:  
工作气压 6 bar。  
需要过滤干燥空气

Standard jaws with teeth, Double action function.  
Fully compatible with CRG's modular EOAT/gripper system.  
20mm shaft diameter.  
Requirements:  
Working air pressure 6 bar.  
Requires filtered dry air.

支架模组  
Stents Module

快换  
Quick Changer

夹具组件  
Grip Module



GRP32C  
无传感器  
(Without Sensor)



GRP32A-3020  
无传感器  
(Without Sensor)



GRP32B-3020  
无传感器  
(Without Sensor)



GRP32C-3020  
无传感器  
(Without Sensor)

气动剪刀  
Air Nipper

真空组件  
Vacuum Module



GRP32C-30  
无传感器  
(Without Sensor)



GRP32A-3020CN(CP)  
带传感器  
(With Sensor)



GRP32B-3020CN(CP)  
带传感器  
(With Sensor)

附件  
Accessory Components

货号(PN)	型号(Model)	传感器(Sensor)	闭合力(F)	重量(Weight)
8.Y00468	GRP32A-3020	-	200N	1600g
8.Y00469	GRP32A-3020CP	PNP	200N	1654g
8.Y00477	GRP32A-3020CN	NPN	200N	1654g
8.Y00478	GRP32B-3020	-	200N	1604g
8.Y00416	GRP32B-3020CP	PNP	200N	1658g
8.Y00417	GRP32B-3020CN	NPN	200N	1658g
8.Y00412	GRP32C	-	200N	614g
8.Y00415	GRP32C-30	-	200N	1286g
8.Y00418	GRP32C-3020	-	200N	1610g

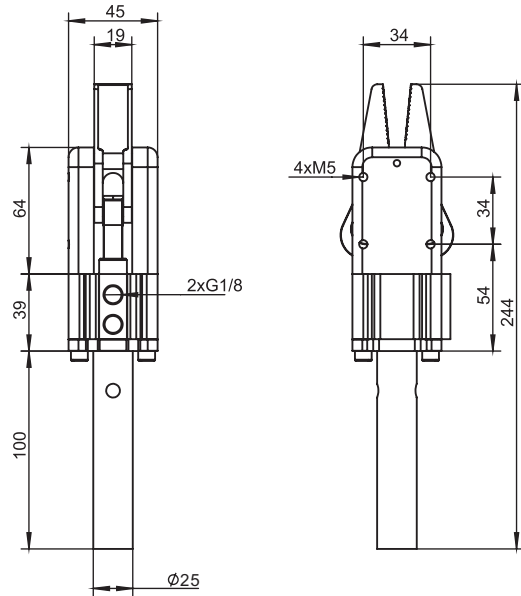
# 水口夹具GRP32系列 Sprue Gripper GR32 Series



斜齿  
Helical tooth

可更换直径 $\varnothing 25$ 、 $\varnothing 30$   
可更换长度50、100、150

GRP32A  
无传感器(Without Sensor)

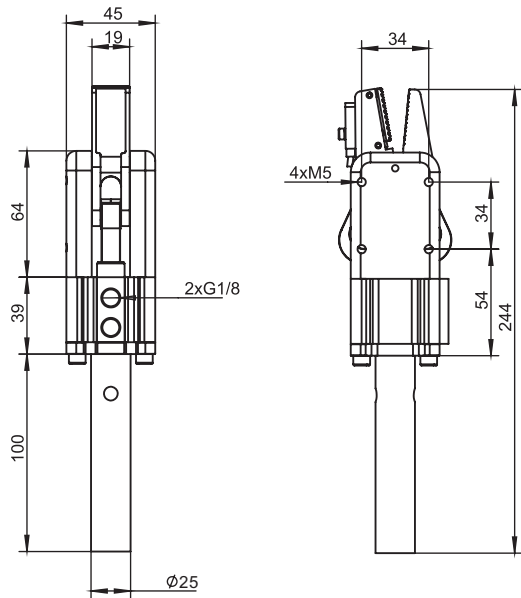


**NEW**



可更换直径 $\varnothing 25$ 、 $\varnothing 30$   
可更换长度50、100、150

GRP32A-CN(CP)  
带传感器(With Sensor)



型材 / SUS Tube

支架模组

快换

夹组件

气动剪刀

真空组件

附件

货号(PN)	型号(Model)	传感器(Sensor)	闭合力(F)	重量(Weight)
8.Y00278	GRP32A	-	200N	604g
8.Y00462	GRP32A-CP	PNP	200N	658g
8.Y00463	GRP32A-CN	NPN	200N	658g

# 水口夹具GRP32系列 Sprue Gripper GR32 Series

型材 / SUS Tube  
Profile / SUS Tube

支架模组  
Stents Module

快换  
Quick Changer

夹具组件  
Grip Module

气动剪刀  
Air Nipper

真空组件  
Vacuum Module

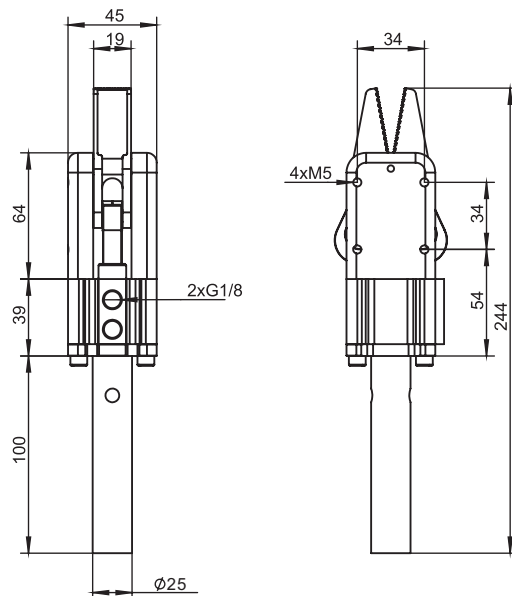
附件  
Accessory Components



钻石齿  
Diamond tooth

可更换直径 $\varnothing 25$ 、 $\varnothing 30$   
可更换长度50、100、150

GRP32B  
无传感器(Without Sensor)



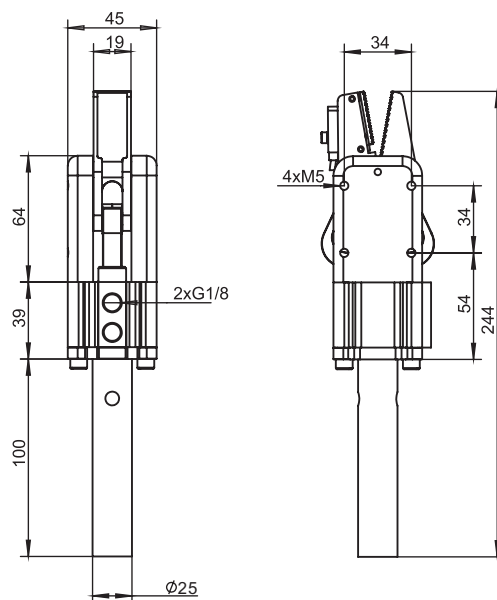
**NEW**



GX-F8A-P (PNP)  
GX-F8A (NPN)

可更换直径 $\varnothing 25$ 、 $\varnothing 30$   
可更换长度50、100、150

GRP32B-CN(CP)  
带传感器(With Sensor)



货号(PN)	型号(Model)	传感器(Sensor)	闭合力(F)	重量(Weight)
8.Y00388	GRP32B	-	200N	608g
8.Y00466	GRP32B-CP	PNP	200N	662.4g
8.Y00467	GRP32B-CN	NPN	200N	622.4g



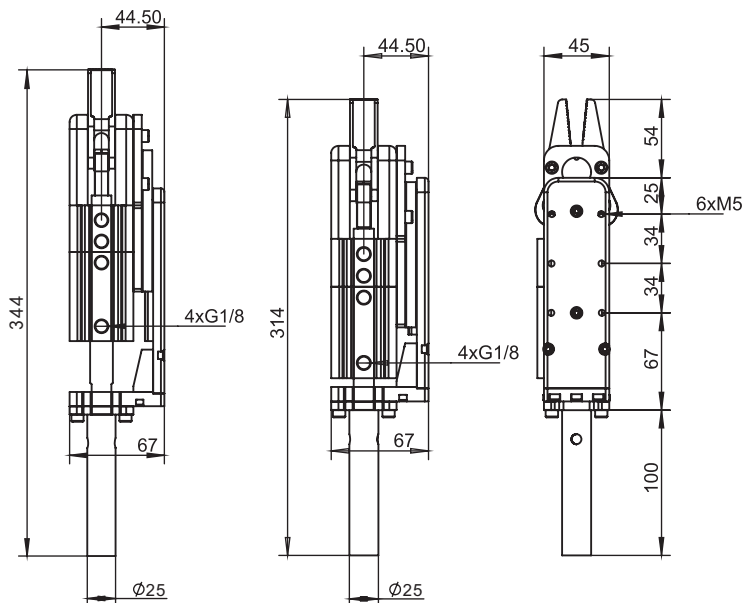
# 水口夹具GRP32系列 Sprue Gripper GR32 Series



斜齿  
Helical tooth

可更换直径 $\varnothing 25$ 、 $\varnothing 30$   
可更换长度50、100、150

GRP32A-30  
无传感器(Without Sensor)

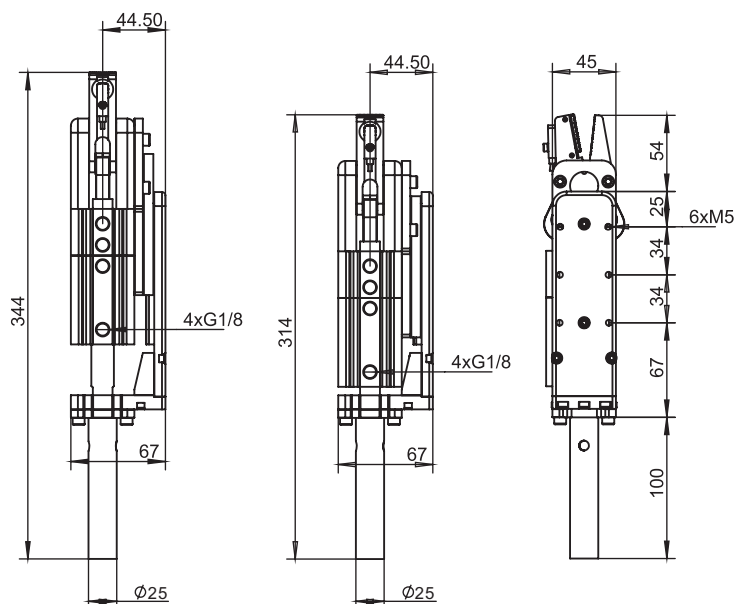


**NEW**



可更换直径 $\varnothing 25$ 、 $\varnothing 30$   
可更换长度50、100、150

GRP32A-30CN(CP)  
带传感器(With Sensor)



型材  
钢管  
Profile  
SUS Tube

支架模组  
Stents Module

快换  
Quick Changer

夹爪组件  
Grip Module

气动剪刀  
Air Nipper

真空组件  
Vacuum Module

附件  
Accessory Components

货号(PN)	型号(Model)	传感器(Sensor)	抓取力(F)	重量(Weight)
8.Y00315	GRP32A-30	-	200N	1276g
8.Y00464	GRP32A-30CP	PNP	200N	1330g
8.Y00465	GRP32A-30CN	NPN	200N	1330g

# 水口夹具GRP32系列 Sprue Gripper GR32 Series

型材 / SUS Tube

支架模组

快换

夹具组件

气动剪刀

真空组件

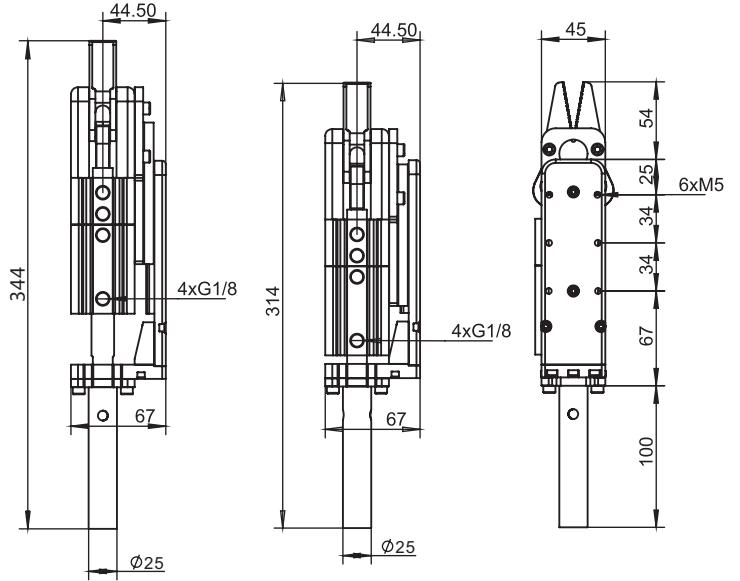
附件



钻石齿  
Diamond tooth

可更换直径 $\varnothing 25$ 、 $\varnothing 30$   
可更换长度50、100、150

GRP32B-30  
无传感器(Without Sensor)

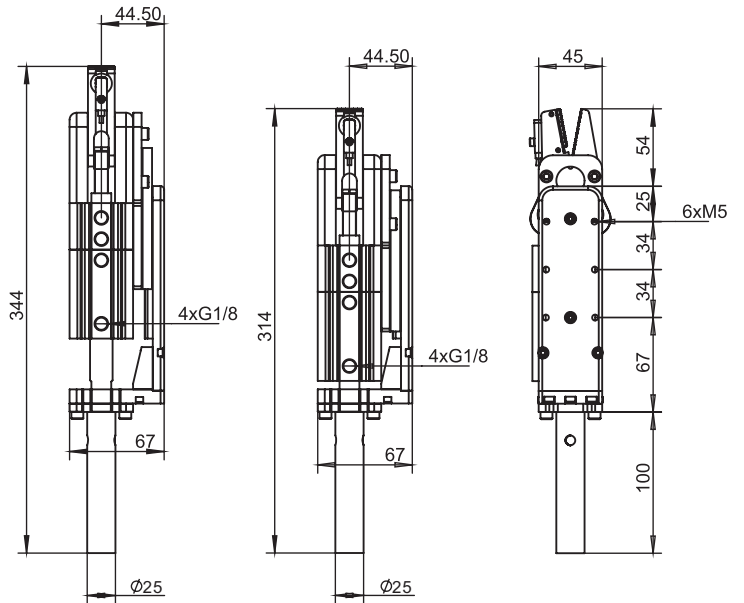


**NEW**



可更换直径 $\varnothing 25$ 、 $\varnothing 30$   
可更换长度50、100、150

GRP32B-30CN(CP)  
带传感器(With Sensor)



货号(PN)	型号(Model)	传感器(Sensor)	抓取力(F)	重量(Weight)
8.Y00387	GRP32B-30	-	200N	1282g
8.Y00399	GRP32B-30CP	PNP	200N	1336g
8.Y00411	GRP32B-30CN	NPN	200N	1336g

# 水口夹具GRP32系列 Sprue Gripper GR32 Series

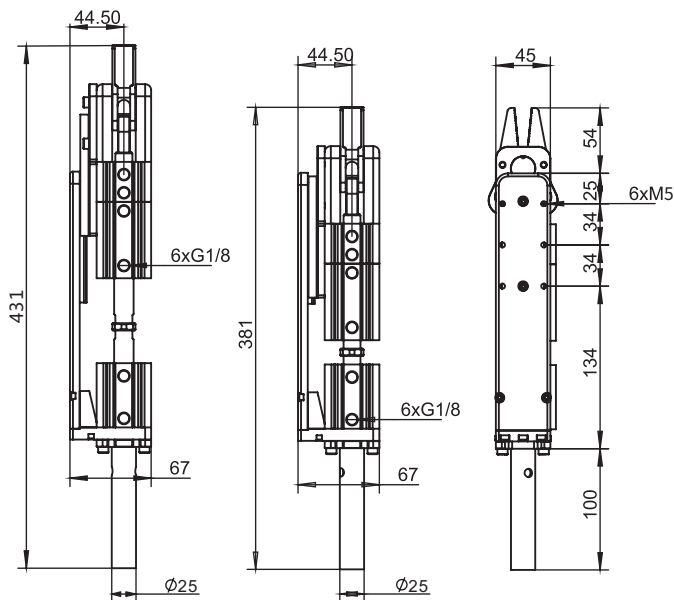
**NEW**



斜齿  
Helical tooth

可更换直径 $\varnothing 25$ 、 $\varnothing 30$   
可更换长度50、100、150

GRP32A-3020  
无传感器(Without Sensor)

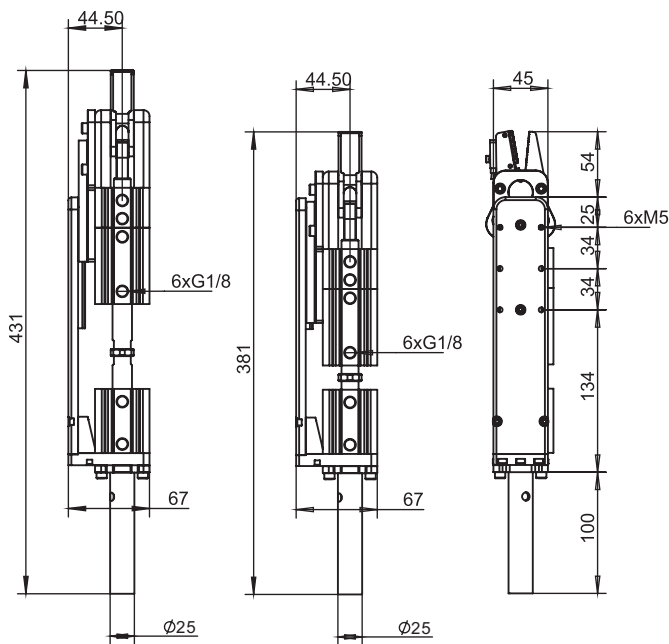


**NEW**



可更换直径 $\varnothing 25$ 、 $\varnothing 30$   
可更换长度50、100、150

GRP32A-3020CN(CP)  
带传感器(With Sensor)



型材  
钢管  
Profile  
SUS Tube

支架  
模组  
Stents  
Module

快  
换  
Quick  
Changer

夹  
具  
组  
件  
Grip  
Module

气  
动  
剪  
刀  
Air  
Nipper

真  
空  
组  
件  
Vacuum  
Module

附  
件  
Accessory  
Components

货号(PN)	型号(Model)	传感器(Sensor)	闭合力(F)	重量(Weight)
8.Y00468	GRP32A-3020	-	200N	1600g
8.Y00469	GRP32A-3020CP	PNP	200N	1654g
8.Y00477	GRP32A-3020CN	NPN	200N	1654g

# 水口夹具GRP32系列 Sprue Gripper GR32 Series

型材 / SUS Tube  
钢管

支架模组  
Stents Module

快换  
Quick Changer

夹具组件  
Grip Module

气动剪刀  
Air Nipper

真空组件  
Vacuum Module

附件  
Accessory Components

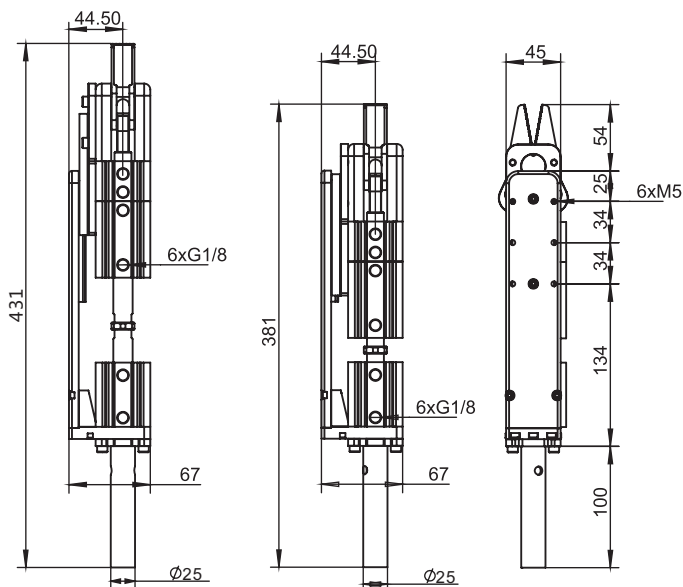
**NEW**



钻石齿  
Diamond tooth

可更换直径 $\varnothing 25$ 、 $\varnothing 30$   
可更换长度50、100、150

GRP32B-3020  
无传感器(Without Sensor)

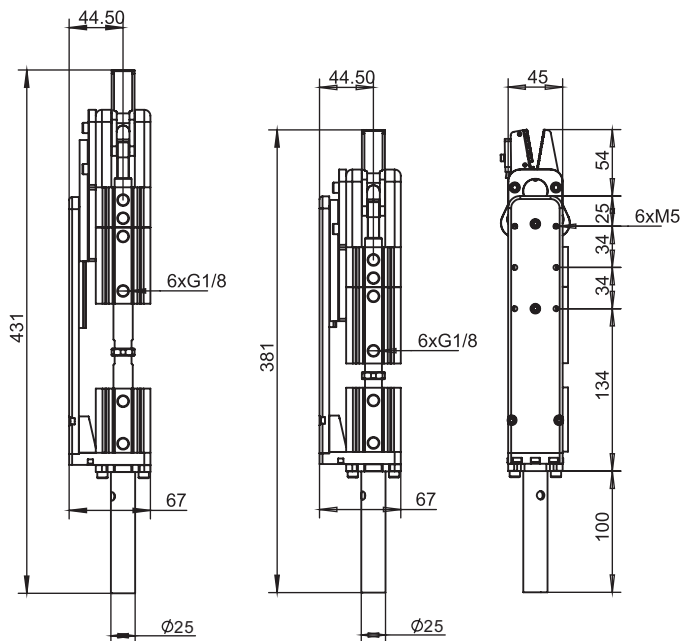


**NEW**



可更换直径 $\varnothing 25$ 、 $\varnothing 30$   
可更换长度50、100、150

GRP32B-3020CN(CP)  
带传感器(With Sensor)



货号(PN)	型号(Model)	传感器(Sensor)	闭合力(F)	重量(Weight)
8.Y00478	GRP32B-3020	-	200N	1604g
8.Y00416	GRP32B-3020CP	PNP	200N	1658g
8.Y00417	GRP32B-3020CN	NPN	200N	1658g

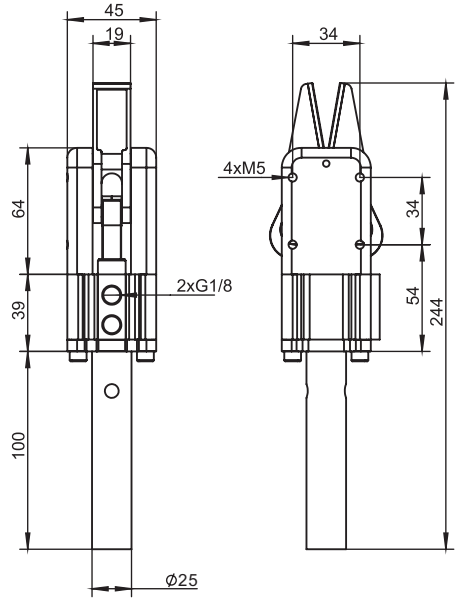
# 水口夹具GRP32系列 Sprue Gripper GR32 Series

**NEW**



可更换直径 $\varnothing 25$ 、 $\varnothing 30$   
可更换长度50、100、150

GRP32C  
无传感器(Without Sensor)

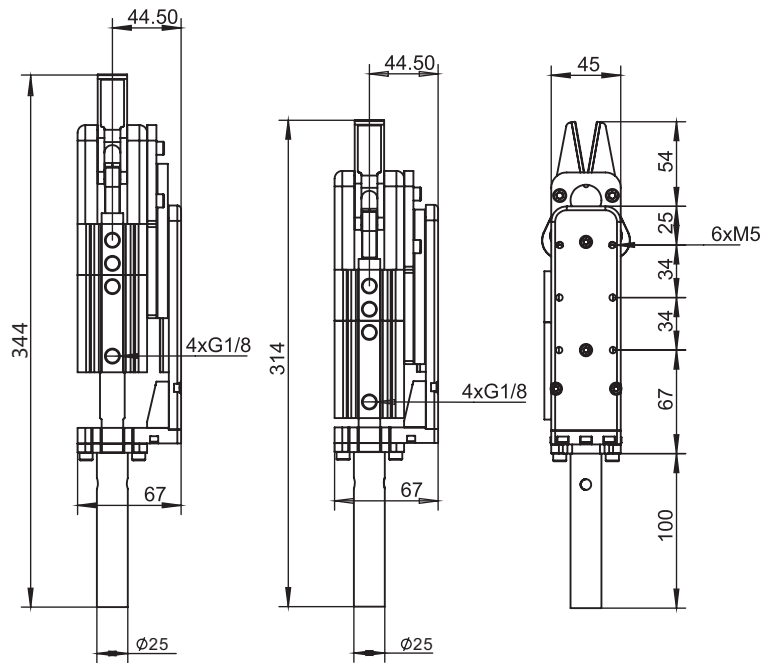


**NEW**



可更换直径 $\varnothing 25$ 、 $\varnothing 30$   
可更换长度50、100、150

GRP32C-30  
无传感器(With Sensor)



型材  
钢管

支架  
模组

快换  
装置

夹具  
组件

气动  
剪刀

真空  
组件

附件  
Accessories Components

货号(PN)	型号(Model)	传感器(Sensor)	闭合力(F)	重量(Weight)
8.Y00412	GRP32C	-	200N	614g
8.Y00415	GRP32C-30	-	200N	1286g

# 水口夹具GRP32系列 Sprue Gripper GR32 Series

型材 / SUS Tube  
Profile / SUS Tube

支架模组  
Stents Module

快换  
Quick Changer

夹具组件  
Grip Module

气动剪刀  
Air Nipper

真空组件  
Vacuum Module

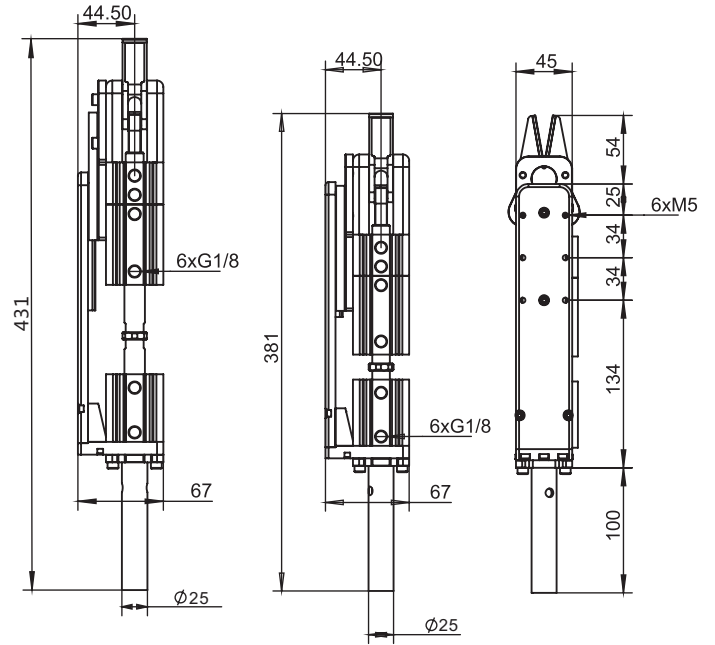
附件  
Accessory Components

**NEW**



可更换直径 $\varnothing 25$ 、 $\varnothing 30$   
可更换长度50、100、150

GRP32C-3020  
无传感器(Without Sensor)



货号(PN)	型号(Model)	传感器(Sensor)	闭合力(F)	重量(Weight)
8.Y00418	GRP32C-3020	-	200N	1610g



# 柔触手爪简介 Rochu Gripper Introduction

柔触手爪运用了仿生学原理，模仿章鱼触手包裹被抓对象的动作，对物体进行包覆式抓取。

传统夹具常常会因为物体形状、材质、抓取要求等多种局限，无法提供成功的抓取方案。而柔触手爪，由柔性材料制成，不会损伤被抓物件的同时，由于其厘米级的自适应能力，而具备极高的通用性，一爪万能，适合不同形状的物体，用户无需频繁更换夹具。

柔触手爪填补了机器人末端夹爪的此类空缺，极大地拓宽了工业机器人的应用场景。

Flexible soft grippers uses the principle of bionics to imitate the action of Octopus tentacle wrapping the captured object, so as to grasp the object in a wrapping way.

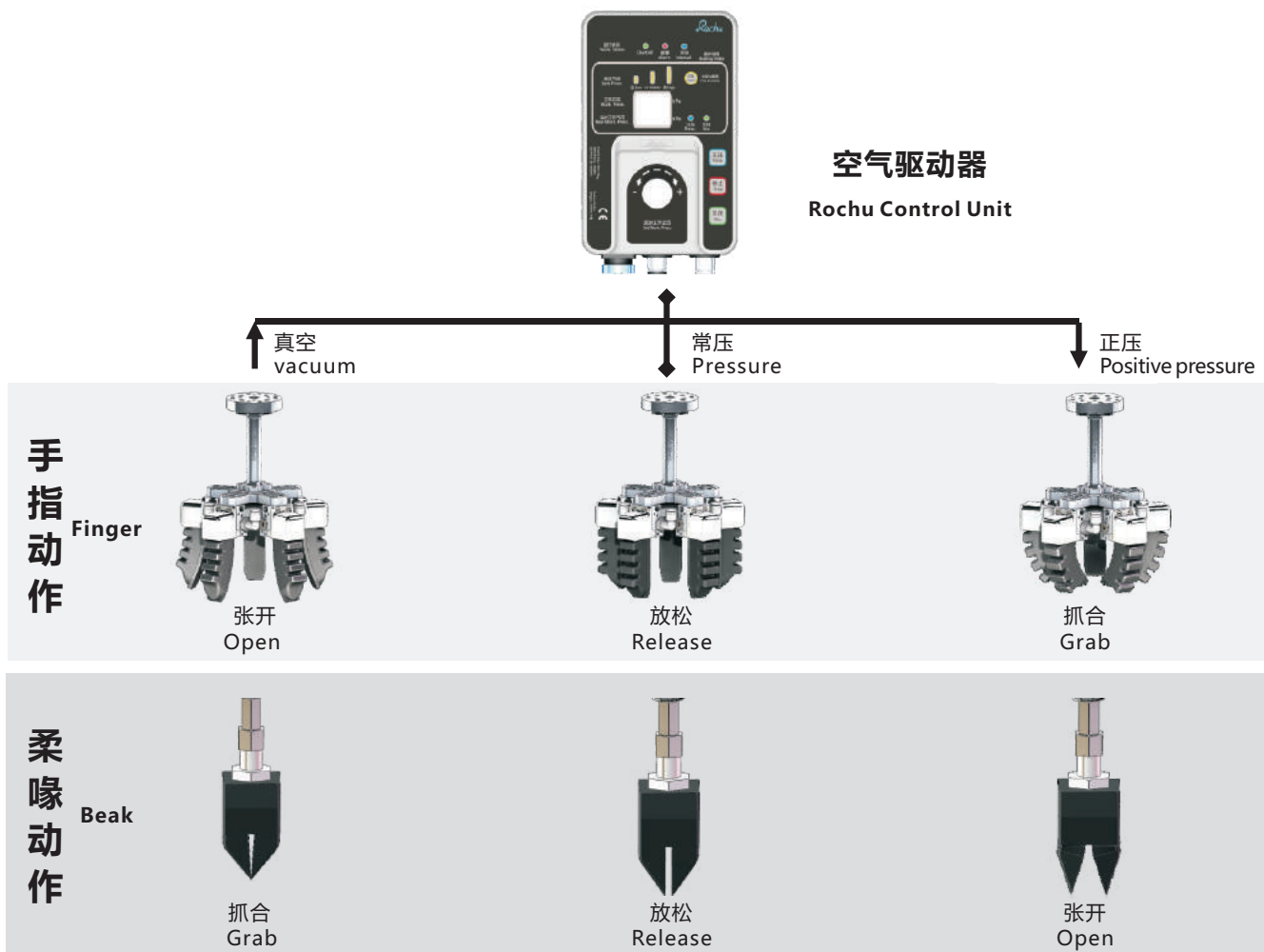
Traditional fixture often can't provide a successful grasping scheme because of the limitations of object shape, material, grasping requirements and so on. Flexible soft grippers, made of flexible materials, will not damage the object to be caught. At the same time, due to its centimeter level adaptive ability, it has high versatility. One claw is omnipotent, suitable for different shapes of objects, and users do not need to replace the fixture frequently. Flexible soft grippers fills the gap of the End-Of-Arm-Tooling, and greatly expands the application of industrial robot.

## 动作原理/ Working principle

柔触手爪采用气动驱动技术，通过正负压切换，实现柔性手指/柔喙的张开和闭合动作，从而实现柔性抓取或外撑的动作。

同时通过调节空气压强来控制手爪的夹紧力度或开合角度，实现对不同物件的柔性抓取，同时避免夹伤物件。

Flexible soft grippers adopt pneumatic drive technology, through positive and negative pressure transform to achieve fingers opening and closing movement. Then realize flexible gripping or outrigger action. The gripper grab strength is adjusted by air pressure. Then achieve flexible gripping of different objects while avoiding damage objects.



产品使用气压必须严格控制在安全工作压力范围内，过载使用可能会对产品造成不可逆转的损害；使用时建议使用原厂驱动器，以保证产品使用寿命与稳定性，产品使用气压请参照产品页或包装标识。

The working pressure must be kept within a safe range, overload may cause irreversible damage of the finger. It is recommended to use our "Rochu control unit" to ensure the life time and stability of the soft finger and beak. Please refer to the product page or packaging mark for the air pressure of the product.

型材  
钢管

支架  
模组

快换  
Quick Changer

夹具  
模组

气动  
剪刀

真空  
模组

附件  
Accessory Components

## 适用领域 / Application

型材 / SUS Tube  
钢管

支架模组  
Stents Module

快换  
Quick Changer

夹具组件  
Grip Module

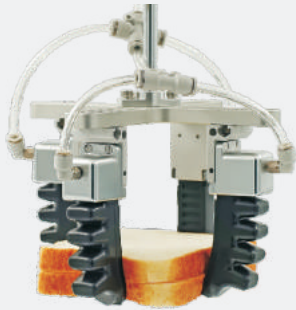
气动剪刀  
Air Nipper

真空组件  
Vacuum Module

附件  
Accessory Components

柔性手指的抓取动作灵感来自于章鱼的触须，能柔软的包裹被抓取物体，在实现柔性抓取的同时不会损坏物体或在物体表面留下划痕。并广泛应用于汽车零部件、3C电子、食品、医疗、服装、日化等多种行业。柔性手爪可用于装配、分拣、搬运等多种工业场合，也可以用于自动售卖机等新零售行业。安全性高、通用性好、安装简单方便，弥补了机械夹爪和真空吸盘在某些场合所无法适用的空缺。

The grasping action of flexible fingers is inspired by the tentacles of octopus, which can wrap the captured object in a soft way, without damaging the object or leaving scratches on the surface of the object. And widely used in auto parts, 3C electronics, food, medical, clothing, daily chemical and other industries. The flexible gripper can be used in assembly, sorting, handling and other industrial occasions, and can also be used in new retail industries such as vending machines. It has the advantages of high safety, good versatility, simple and convenient installation, and makes up for the vacancy that the mechanical clamping claw and vacuum cup can not be applied in some occasions.



### 食品生鲜 Food

食品级材料安全无毒，通过了FDA食品级检测标准，可直接接触食物本身，尤其适用于果蔬、不规则真空包装食品、奶制品、面团糕点等分拣包装。

Food safe materials. FDA and EC-1935 certification. Used for pick and place of fruits, dough, candies, pastry and vegetables.



### 服装面料 Clothing fabric

适用于针织和梭织面料的分层抓取或多层同时抓取，分层抓取时只抓取堆叠材料的最上一层，也可用于堆叠裁片的整叠搬运。

It's suitable for layer grabbing or multi-layer grabbing of knitted and woven fabrics at the same time. When layer grabbing, only the top layer of stacked materials can be grabbed, and it can also be used for stacking and handling of stacked pieces.



### 智能抓取 Smart picking

基于人工智能技术的智能抓取。可以用于无序堆叠，复杂场景下的来料分选与物流包装。


Smart picking based on artificial intelligence technology. It can be used for sorting and logistics packaging under disorderly stacking and complex scenes.



### 3C电子 3C-electronics

适用于精密电子仪器的高精度插拔，以及对手机等相关配件、电路板、硅片、薄玻璃等工件的组装、分拣、测试、包装等工序。

It is used for high-precision plug and pull of small electronic parts. Assembling, sorting, testing and packaging of ceramic and plastic parts in mobile phone, PCBs, silicon wafers, optic glasses.



### 汽车零部件 Automobile

用于汽车车灯、金属异形件、外观件的分拣、搬运、上下料，尤其适用于小批量、多批次的柔性生产需求。

Used for sorting, transporting, loading and unloading of automobile lamps, metal special-shaped parts and appearance parts, especially suitable for small batch and multi batch flexible production.



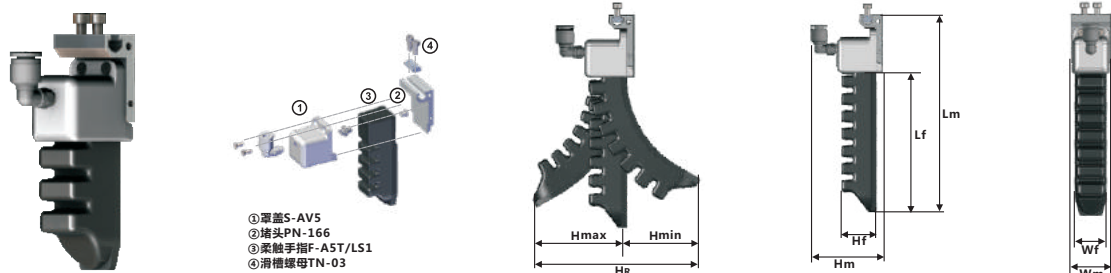
### 医疗用品 Medical Supplies

用于输液管、试管，安瓿瓶等医疗耗材的抓取，也可抓取瓶装、袋装试剂，包括用于医疗器械的生产、消毒等工序。

It is used for grasping medical consumables such as infusion tube, test tube and ampoule bottle, as well as bottled and bagged reagents, including the production and disinfection of medical devices.

# 手指模块 Finger Module

V5系列 手指模块 / Series-GFM-V5



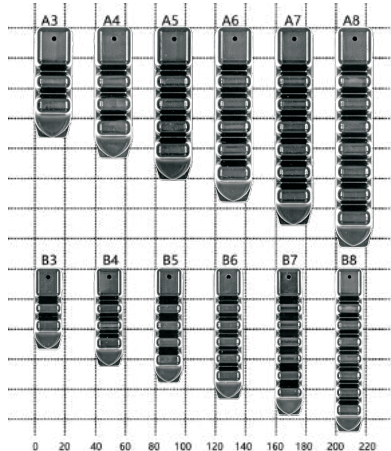
① 罩盖S-AV5  
② 插头PN-166  
③ 柔触手指F-A5T/LS1  
④ 滑槽螺母TN-03

系列 Series	货号 PN	型号 Model	指尖行程 HR (mm)	负压行程* Hmax (mm)		正压行程** Hmin (mm)	模块高度 Hm (mm)	手指高度 Hf (mm)	模块长度 Lm (mm)	手指长度 Lf (mm)	模块宽度 Wm (mm)	手指宽度 Wf (mm)	自重 (g)	安全工作气压 (Kpa)				
				常规型手指	增强型手指									常规型手指	增强型手指			
A款	4.Y00500	GFM-A3V5	16.5	8	7	8.5	58	28	88	41	31	24	76	120	300			
	4.Y00501	GFM-A4V5	27	10	12	17										102	55	83
	4.Y00502	GFM-A5V5	43.5	19	16	24.5										116	69	90
	4.Y10951	GFM-A6V5	72	33	22	39										130	83	97
	4.Y10952	GFM-A7V5	90	39	27	51										144	97	104
4.Y10953	GFM-A8V5	109	45	32	64	158	111	111										
B款	4.Y00503	GFM-B3V5	19	10	6	9	51	21	71	31	25	18	44	120	260			
	4.Y00504	GFM-B4V5	29	13	10	16										82	41.5	48
	4.Y00505	GFM-B5V5	40	16	14	24										92	52	52
	4.Y10954	GFM-B6V5	53	23	17	30										103	62.5	56
	4.Y10955	GFM-B7V5	75	30	21	45										113	73	60
4.Y10956	GFM-B8V5	98	37	25	61	124	83.5	64										
C款	4.Y00506	GFM-C3V5	10.5	5	1	5.5	44	14	53	21	18	12	28	120	220			
	4.Y00507	GFM-C4V5	20	9	3	11										60	28	28
	4.Y00508	GFM-C5V5	27	12	8	15										67	35	29
	4.Y10957	GFM-C6V5	42	20	10	22										74	42	30
	4.Y10958	GFM-C7V5	63	29	13	34										81	49	31
4.Y10959	GFM-C8V5	80	38	16	42	88	56	32										

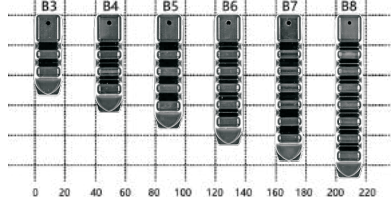
# 柔性手指 Flexible Finger

型号对比 / Model comparison

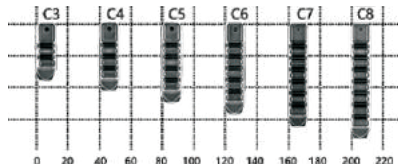
A款 Series-A



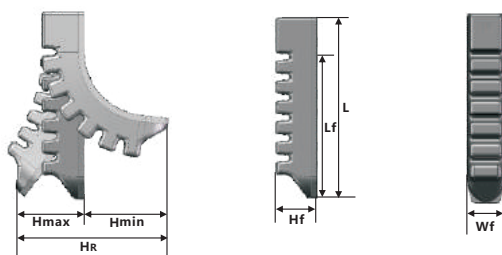
B款 Series-B



C款 Series-C



尺寸参数 / Size Parameter



系列 Series	货号 PN	型号 Model	指尖行程 HR (mm)	负压行程* Hmax (mm)		正压行程** Hmin (mm)	高度 Hf (mm)	长度 Lf (mm)	总长度 L (mm)	指宽 Wf (mm)	自重 (g)	安全工作气压 (Kpa)				
				常规型手指	增强型手指							常规型手指	增强型手指			
A款	1.Y08421	A3	16.5	8	7	8.5	28	41	69	24	33	120	300			
	1.Y08422	A4	27	10	12	17								55	83	40
	1.Y08423	A5	43.5	19	16	24.5								69	97	47
	1.Y12918	A6	72	33	22	39								83	111	55
	1.Y12919	A7	90	39	27	51								97	125	62
1.Y12920	A8	109	45	32	64	111	139	69								
B款	1.Y08424	B3	19	10	6	9	21	31	52	18	11	120	260			
	1.Y08425	B4	29	13	10	16								42	62	16
	1.Y08426	B5	40	16	14	24								52	73	20
	1.Y12921	B6	53	23	17	30								63	83	24
	1.Y12922	B7	75	30	21	45								73	94	28
1.Y12923	B8	98	37	25	61	84	104	32								
C款	1.Y08427	C3	10.5	5	1	5.5	14	21	34	12	4	120	220			
	1.Y08428	C4	20	9	3	11								28	41	5
	1.Y08429	C5	27	12	8	15								35	48	6
	1.Y12924	C6	42	20	10	22								42	55	7
	1.Y12925	C7	63	29	13	34								49	62	7
1.Y12926	C8	80	38	16	42	56	69	8								

型材 / SUS Tube

支架模组 Stents Module

快换 Quick Changer

夹真组件 Grip Module

气动剪刀 Air Nipper

真空组件 Vacuum Module

附件 Accessory Components

# 柔喙套件 Roro Beak Suit

GBS-4B-S01 4尖套件 GBS-4B-S01 4 pieces Beak Suit

型材  
SUS Tube  
钢管

支架  
模块组  
Stents Module


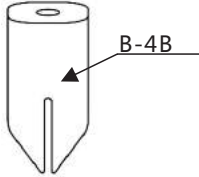
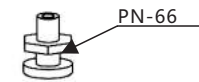
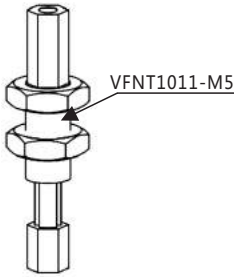
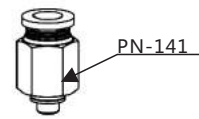
快换  
Quick Changer

夹具  
组件  
Grip Module

气动  
剪刀  
Air-ripper

真空  
组件  
Vacuum Module

附件  
Accessory Components



三尖外撑抓取珠宝  
3 Pieces Application: Gripping jewelry by external bracing



三尖外撑抓取密封圈  
3 Pieces Application: Gripping ring by external bracing



四尖包裹式抓取电子产品  
4 Pieces Application: Gripping products in Electronic industry

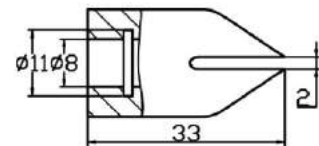
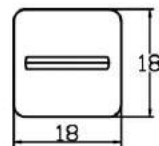
货号 (PN)	型号 (Model)	最大负载 (Maximum Load)	最高工作频率 (Maximum Working Frequency)	精度范围 (Precision Range)
4.Y00509	GBS-2B-S01	5 g	200 times/min	0.1 mm
4.Y00510	GBS-3B-S01	5 g	200 times/min	0.1 mm
4.Y00511	GBS-4B-S01	5 g	200 times/min	0.1 mm

## 柔喙 Roro Beak

两尖柔喙, 夹取范围 1-5mm, 适用于纤维状、条状小物件  
2 pieces Roro Beak Gripping Range: 1-5mm, Application: fibrous, striped small objects

柔喙 B-2B  
Roro Beak B-2B

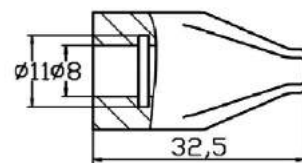
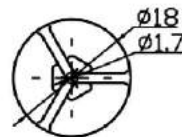
货号(PN)	1.Y08430
型号(Model)	B-2B



三尖柔喙, 夹取范围 7-12mm, 适用于外撑型抓取圆环状小物件  
3 pieces Roro Beak Gripping Range: 7-12mm, Application: gripping small rings by external bracing

柔喙 B-3B  
Roro Beak B-3B

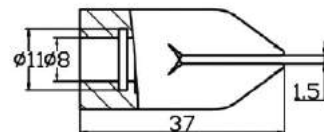
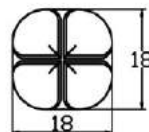
货号(PN)	1.Y08431
型号(Model)	B-3B



四尖柔喙, 夹取范围 1-5mm, 适用于球形、不规则小物件, 通用性最佳  
4 pieces Roro Beak Gripping Range: 1-5mm, Application: spherical, irregular small objects, the best universality

柔喙 B-4B  
Roro Beak B-4B

货号(PN)	1.Y08432
型号(Model)	B-4B





# 滑移安装板 Slide Mounting Platte

## GSMP-多向系列/GSMP- Multidirection

### 产品特点

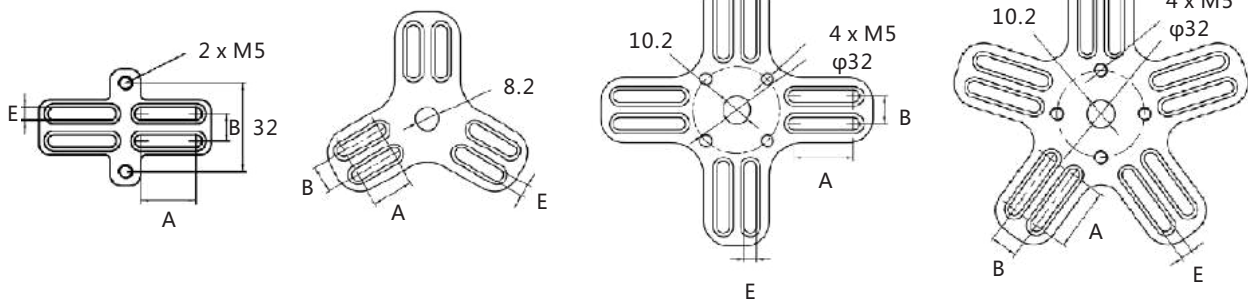
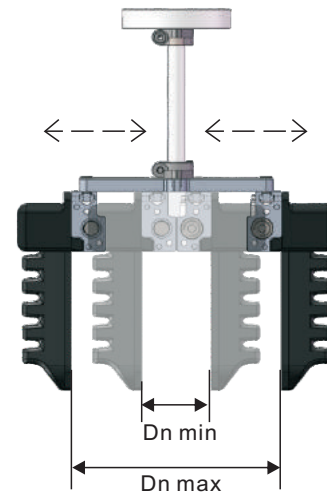
按形状和槽长度分为不同款式

可用于手指模块[FM]与 法兰连接模块[FCM]间的装配

手指模块[FM]的安装角度和位置可自由调节

### Features

- Different styles according to shape and slot length
- Can be used for assembly between finger module [FM] and flange connection module [FCM]
- The installation angle and position of finger module [FM] can be adjusted freely



GSMP-2S



GSMP-3S



GSMP-4S



GSMP-5S



GSMP-2L



GSMP-3L



GSMP-4L



GSMP-5L

系列 Series	货号 PN	型号 Model	槽长 A [mm]	槽间距 B [mm]	槽宽 E [mm]	厚度 [mm]	常压指尖距 Dn[mm] Dnmin~Dnmax		自重 [g]
							V2,V4手指模块	V3,V5手指模块	
双向	7.Y01028	GSMP-2S	20	10	4.2	8	40~69	10~37	18.9
	7.Y01029	GSMP-2L	45	10	4.2	8	40~119	10~87	25.4
三向	7.Y01030	GSMP-3S	15	10	4.2	10	58~82	28~50	42.4
	7.Y01031	GSMP-3L	50	10	4.2	10	58~152	28~120	73.9
四向	7.Y01032	GSMP-4S	22	10	4.2	10	72~104	41~72	52.3
	7.Y01033	GSMP-4L	67	10	4.2	10	72~194	41~162	86.2
五向	7.Y01034	GSMP-5S	23	10	4.2	10	91~112	53~80	94.8
	7.Y01035	GSMP-5L	78	10	4.2	10	91~222	53~109	179.7

型材 / SUS Tube

支架模组  
Stents Module

快换  
Quick Changer

夹鼻组件  
Grip Module

气动剪刀  
Air Nipper

真空组件  
Vacuum Module

附件  
Accessory Components

# iPCU 2 空气驱动器/ Integrated Passive Control Unit

型材  
SUS Tube

支架  
Module

快换  
Quick Changer

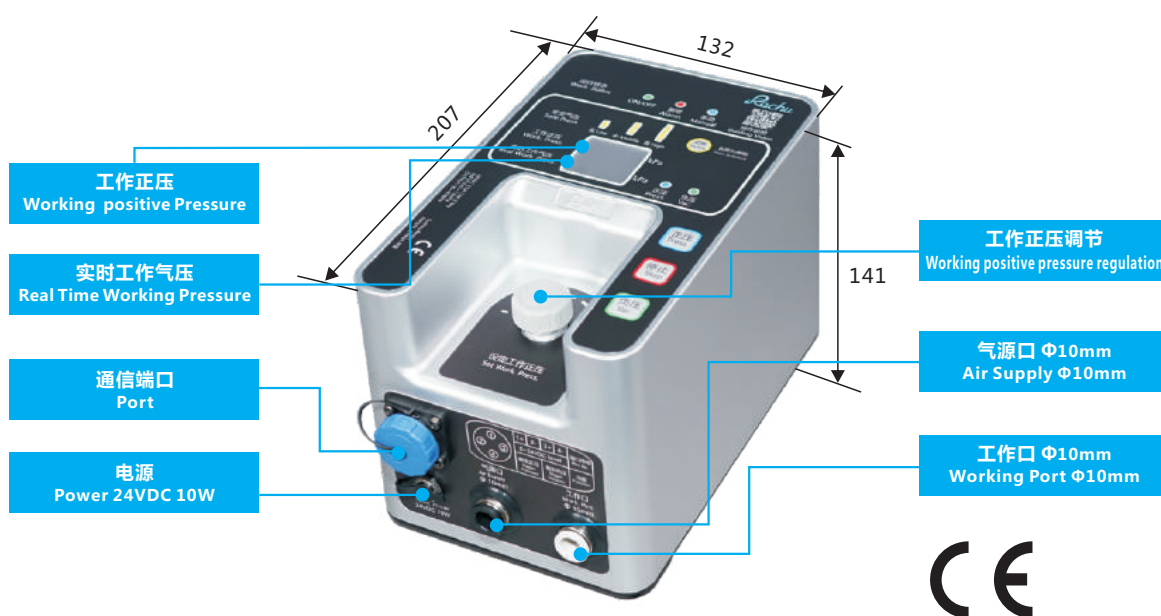
夹具  
Module

气动  
Air Gripper

真空  
Module

附件  
Accessory Components

- 紧凑型柔触夹爪专用控制器。体积小，重量轻，安装方便。
  - 拥有3档可调节输出气压范围，全面支持从柔喙到增强型手指的驱动。
  - 手动旋钮式调压。
  - 一体化面板集成数显与操作按钮。
  - 拥有手动（按钮）和自动(I/O电平信号)两种控制模式，通配各种机械臂，PLC终端。
  - 配备安装块及工业导轨卡槽，多种安装方式。
  - IP54电气防护等级，防水防尘，适用各种恶劣工况，拥有智能的报警功能，安全，稳定，无需担心误操作，产品通过欧盟CE安全认证。
- Compact special controller for flexible soft grippers . Small size, light weight, easy installation.
  - With three adjustable output pressure range, it fully supports the drive from soft beak to enhanced finger.
  - Manual knob pressure regulation.
  - The integrated panel integrates digital display and operation button.
  - With manual (button) and automatic (I / O level signal) two control modes, equipped with a variety of mechanical arm, PLC terminal.
  - Equipped with mounting block and industrial rail slot, a variety of installation methods.
  - IP54 electrical protection grade, waterproof and dustproof, suitable for all kinds of bad working conditions, with intelligent alarm function, safe and stable, no need to worry about misoperation, the product has passed the EU CE safety certification.



## 工作参数/Work Parameter

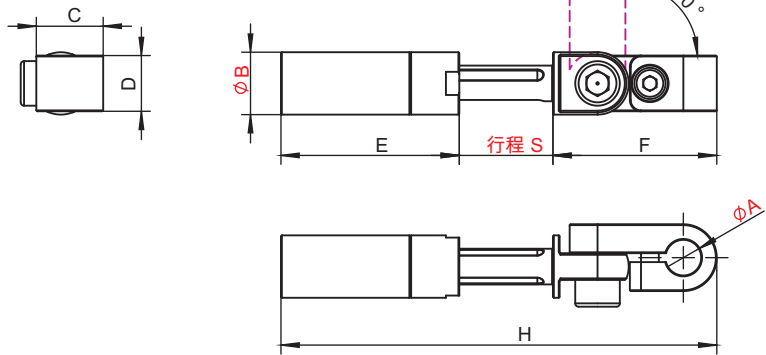
名称 Parameter	范围 Range	名称 Parameter	范围 Range
额定电压/Rated Voltage	24 VDC ± 10%	外壳材质/Fuselage Shell	ABS
额定功率/Rated power	12 W	尺寸/Size	207x132x141 mm
输入气源/Input Air Source	0.45~1.00 Mpa, 流量>200 L/min	净重/Net Weight	2.0 kg
输出气压 Output Air Pressure	-90~60kPa (低档)	寿命/life span	5000 万次
	-90~120kPa (中档)		
	-90~300kPa (高档)	a. 手动按钮	
防护等级/Protection Grade	Ip54	工作模式/Work Mode	b. I/O,电平信号
			持续信号驱动

型号 Model	货号 PN	手动调压 Manual voltage regulation	电子调压 Electronic voltage regulator	无线遥控 Wireless remote control	姿态反馈 Wireless Attitude feedback	速度调节 Speed adjustment	安全气压 Safety air pressure	正压流量 [L/min]	负压流量 [L/min]
标准型号	iPCU 2-SMN	1.Y12927	●				可调	200	40

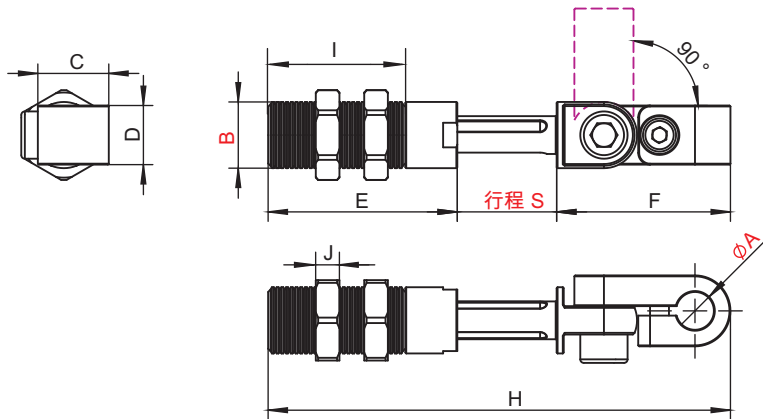


# 缓冲支架 Buffer Support

尺寸 (mm) / Dimensions (mm)




货号(PN)	型号(Model)	A(mm)	B(mm)	C(mm)	D(mm)	E(mm)	F(mm)	H(mm)	S(mm)	重量(Weight)
8.Y00241	GSR1421-08	8	14	15	12.5	40	36.75	97.75	21	36g
8.Y00373	GSR1436-10	10	14	20	15	60	45.5	139	36.5	54g
8.Y00329	GSR2026-10	10	20	20	15	50	45.5	121.5	26	74g
8.Y00243	GSR2026-12	12	20	20	15	50	45.5	121.5	26	73g
8.Y00330	GSR2051-10	10	20	20	15	84	45.5	180.5	51	111g
8.Y00331	GSR2051-12	12	20	20	15	84	45.5	180.5	51	110g



货号(PN)	型号(Model)	A(mm)	B(mm)	C(mm)	D(mm)	E(mm)	F(mm)	H(mm)	I(mm)	J(mm)	S(mm)	重量(Weight)
8.Y00242	GSRT1421-08	8	M14	15	12.5	40	36.75	97.75	29	2.7	21	43g
8.Y00332	GSRT2026-10	10	M20	20	15	50	45.5	121.5	39	3.9	26	92g
8.Y00244	GSRT2026-12	12	M20	20	15	50	45.5	121.5	39	3.9	26	91g
8.Y00333	GSRT2051-10	10	M20	20	15	84	45.5	180.5	39	3.9	51	129g
8.Y00334	GSRT2051-12	12	M20	20	15	84	45.5	180.5	39	3.9	51	128g

## 运用实例 / Application example



型材 / SUS Tube

支架模组

快换

夹爪组件

气动剪刀

真空组件

附件

# 缓冲支架 Buffer Support

尺寸 (mm) / Dimensions (mm)

型材 / SUS Tube

支架模组

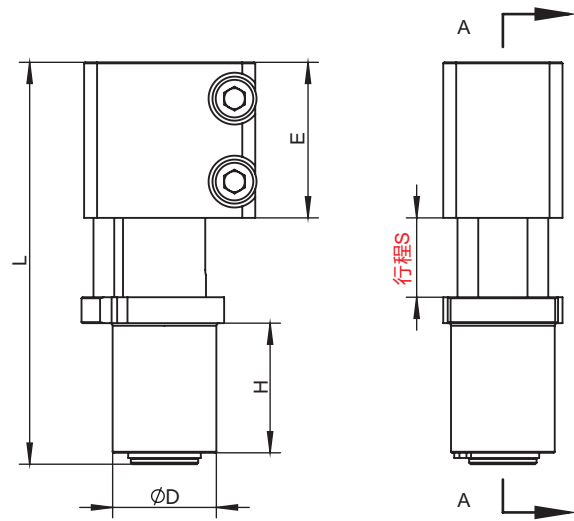
快换

夹具组件

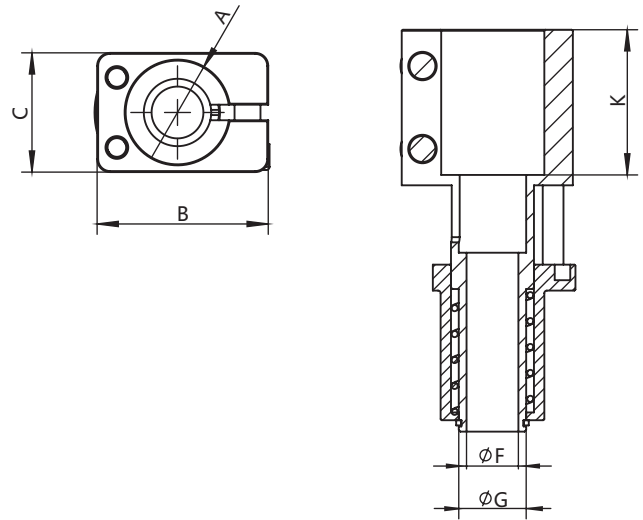

气动剪刀

真空组件

附件



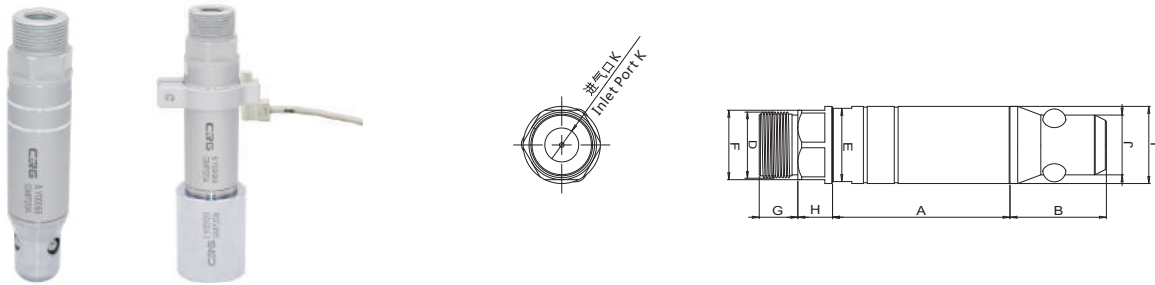
运用实例 / Application example



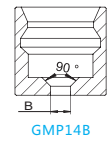
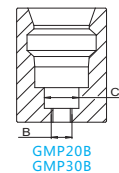
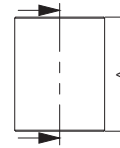
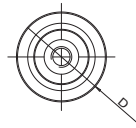
货号(PN)	型号(Model)	A	B	C	D	E	F	G	H	L	K	行程S	重量(Weight)
8.Y00238	GSP20-14	14	31	20	20	30	10	13	25	77.5	28	15	57g
8.Y00239	GSP20-20	20	33	23	20	30	10	13	25	77.5	28	15	65g

# 模具定位器 Mould Positioner

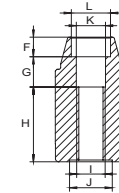
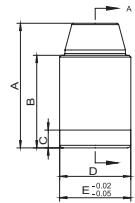
尺寸 (mm) / Dimensions (mm)



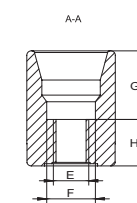
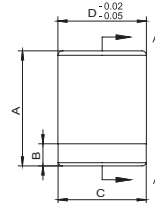
货号(PN)	型号(Model)	A	B	D	E	F	G	H	I	J	K	最大锁持力	重量(Weight)
8.Y00408	GMP14A	38	14	M12*1	-	12	5	4	Ø14	Ø11	M5	90N	62g
8.Y00088	GMP20A	46	25	M17*1	19	18	10	9	Ø20	Ø15.5	G1/8	190N	78g
8.Y00089	GMP30A	75	38	M27*1	28	27	11	10	Ø30	Ø25.5	G1/8	280N	303g



货号(PN)	型号(Model)	A	B	C	D	精度(Precision)	重量(Weight)
7.Y00968	GMP14B	15	M4沉头	-	15.5h7	±0.015	46g
7.Y00726	GMP20B	33	M6(或M5沉头)	10	26h7	±0.015	87g
7.Y00789	GMP30B	43.5	M8(或M6沉头)	11	40h7	±0.015	264g

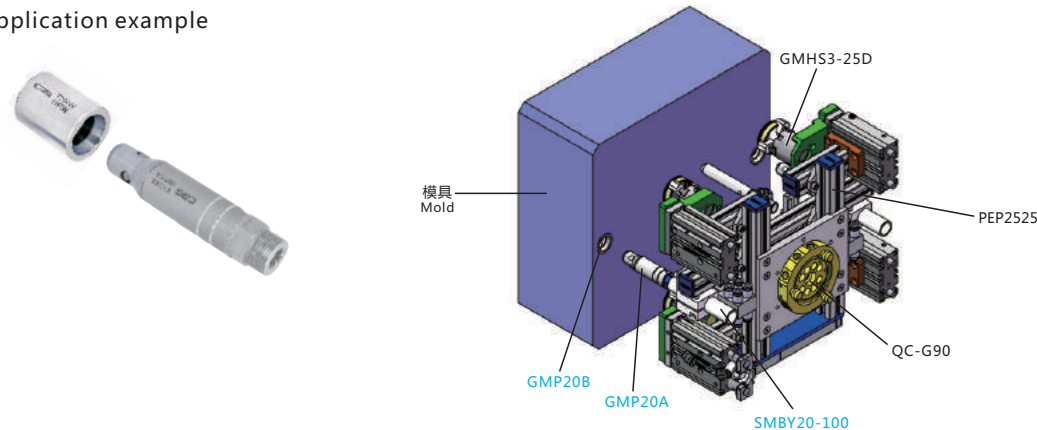


货号(PN)	型号(Model)	A	B	C	D	E	F	G	H	I	J	K	L	重量(Weight)
7.Y00894	GLU20A	35	26	5	Ø19.92	Ø20	5.50	8.50	21	M8	Ø12	Ø8.20	Ø11	61g



货号(PN)	型号(Model)	A	B	C	D	E	F	G	H	重量(Weight)
7.Y00895	GLU20B	26	5	Ø19.92	Ø20	M8	Ø11	15.50	10.50	42g

运用实例 / Application example



型材 / SUS Tube

支架模组 / Stents Module

快换 / Quick Changer

夹组件 / Grip Module

气动剪刀 / Air Nipper

真空组件 / Vacuum Module

附件 / Accessory Components

## 拨指选项 Finger Gripper Options

型材  
SUS Tube

支架  
Module

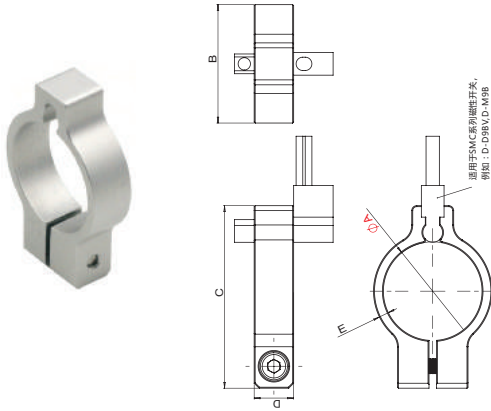
快换  
Changer

夹具  
Module

气动  
Nipper


真空  
Module

附件  
Components

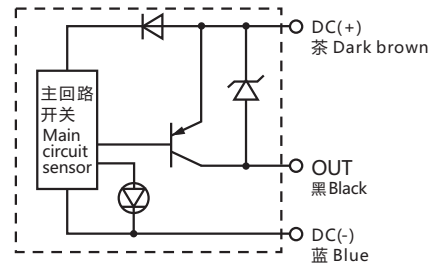


货号(PN)	7.Y00786	7.Y00787	7.Y00788
型号(Model)	GS-14	GS-20	GS-30
A(mm)	Ø14	Ø20	Ø30
B(mm)	18	24	34
C(mm)	30	37	47
D(mm)	8	8	8
E(mm)	2	2	2
重量(Weight)	14g	17g	25g

## 可选的磁传感器 Optional Magnetic Sensors



### D-M9P • M9PV

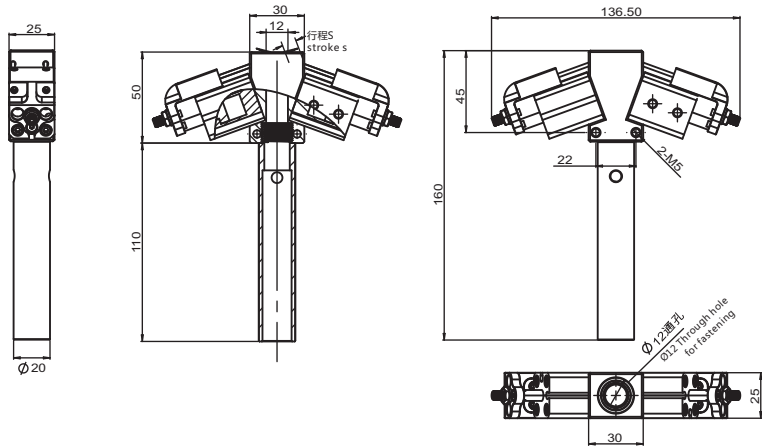


货号(PN)	型号(Model)	开关类型	L(mm)
1.Y00296	D-M9PV	PNP	电缆0.5m/0.5m cable
1.Y02964	D-M9PVL		电缆3.0m/3m cable

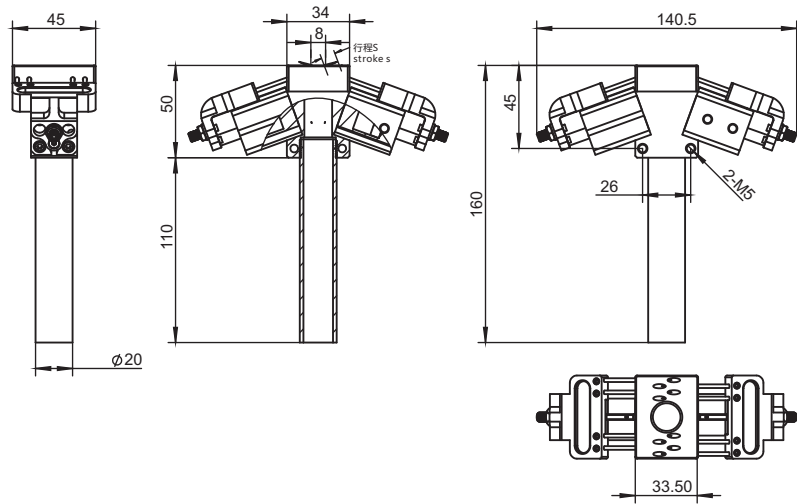
# 气动针夹 (GN系列) Pneumatic Needle Gripper(Series GN)



GN2010  
4针



GN2010-8  
8针



多用于汽车行业的无纺布埋入，也可用于网布、海棉等物体的取出或埋入。

钢针的伸出长度可调节，且可以根据客户要求定制非标的钢针长度。

*Being used for embedding and taking out nonwoven fabric, net cloth and sponge. The length of the steel needle can be not only adjustable, but also customized according to the requirements of the customer.*

货号(PN)	8.Y00025	8.Y00347
型号(Model)	GN2010	GN2010-8
介质 Medium	已过滤，润滑型 / 未润滑型压缩空气 Filtered, lubricated / non lubricated compressed air	
压力范围 Pressure range	3 ~ 8 bar	
温度范围 Temperature range	-10° ~ 70 °C.	
6 bar压力下打开总夹取力 Opening total gripping force at 6 bar	90 N	
针状行程S Needle stroke s	0 ~ 10 mm	
循环空气消耗量 Cycle air consumption	3.5 cm <sup>3</sup>	
重量 Weight	274g	317g

型材 / SUS Tube

支架模组  
Stents Module

快换  
Quick Changer

夹具组件  
Grip Module

气动剪刀  
Air Nipper

真空组件  
Vacuum Module

附件  
Accessory Components

# 气动针夹 (GN系列) Pneumatic Needle Gripper(Series GN)

型材 / SUS Tube

支架模组

快换

夹具组件

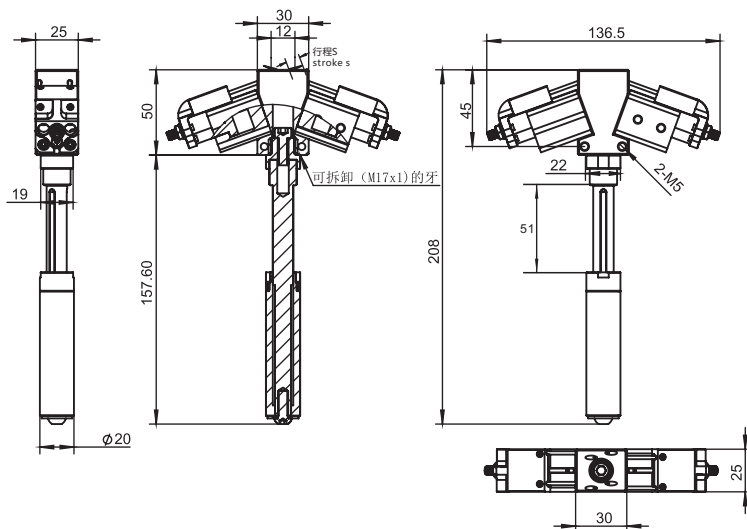
气动剪刀

真空组件

附件



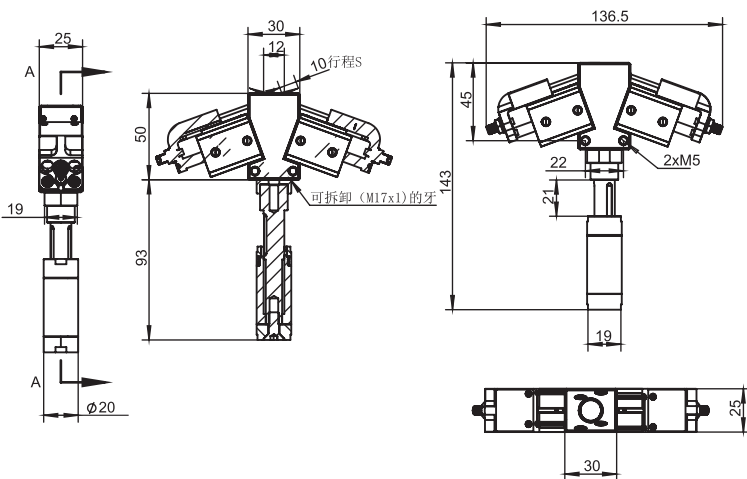
GN2010-S51  
4针



**NEW**



GN2010-S21  
4针



多用于汽车行业的无纺布埋入，也可用于网布、海棉等物体的取出或埋入。

钢针的伸出长度可调节，且可以根据客户要求定制非标钢针长度。

*Being used for embedding and taking out nonwoven fabric, net cloth and sponge. The length of the steel needle can be not only adjustable, but also customized according to the requirements of the customer.*

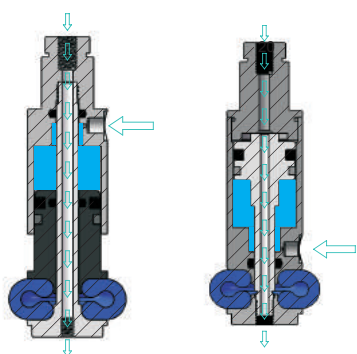
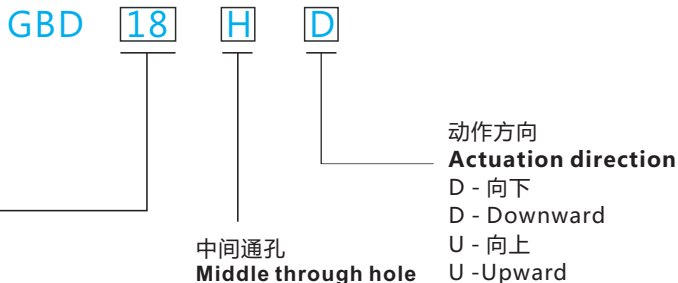
货号(PN)	8.Y00341	8.Y00440
型号(Model)	GN2010-S51	GN2010-S21
介质 Medium	已过滤，润滑型 / 未润滑型压缩空气 Filtered, lubricated / non lubricated compressed air	
压力范围 Pressure range	3 ~ 8 bar	
温度范围 Temperature range	-10° ~ 70 °C.	
6 bar压力下打开总夹取力 Opening total gripping force at 6 bar	90 N	
针状行程S Needle stroke s	0 ~ 10 mm	
循环空气消耗量 Cycle air consumption	3.5 cm <sup>3</sup>	
重量 Weight	240g	220g



# 鼓胀器 Bulging Device

## 型号表示方法

### Model representation methods



GBD...HD

GBD...HU

向下或向上。  
橡皮圈部分可由硅橡胶制成。  
夹取尺寸可从18 到 31 mm不等。  
多种安装附件。

Downward movement, or Upward movement.  
The elastic part can be in Silicone or Rubber.  
Grip diameters from 18 to 31 mm.  
Several mounting accessories.

过孔  
H型号拥有一个中央过孔。可吹送压缩空气，或通过冷却部件或检查泄露的方式提供真空。

Through hole for fastening  
The ...H models have a central through hole. It can be used to blow compressed air, or to provide vacuum, with the purpose to cool a part, or to check the leakage.

## 硅橡胶 Silicone rubber

橡胶圈部分采用蓝色硅橡胶或透明硅橡胶。  
硅橡胶可提供较高的温度范围，确保较长的使用寿命。  
硅橡胶(蓝色或透明)橡胶圈可作为备件，磨损后可替换。  
硅橡胶制成的橡胶圈预计可使用100万次。

The elastic part can be in blue Silicone, or transparent silicone.  
Silicone can be used over a wider temperature range and assures a longer life time.  
The elastic part in Silicone is available as a spare part and can be replaced, when worn out.  
The expected medium life time of the elastic part in Silicone is about 1 million cycles.

备用的橡胶圈部件  
Spare elastic part



橡胶圈出货时可有客户选定  
Silicone can be shipped by customers

规格(Spec.)	Ø18	Ø22
型号(Model)	18-S1	22-S1
货号(PN)	4.Y00470	4.Y00471
型号(Model)	18-S2	22-S2
货号(PN)	4.Y00472	4.Y00473
鼓胀器(Bulging device)	GBD18U GBD18HD	GBD22HU

T-橡胶圈部件的操作温度(夹具主体5~60°C)  
T - Operating temperature of the elastic part (5~60°C for the gripper body)

型材 / SUS Tube

支架模组

快换

夹具组件

气动剪刀

真空组件

附件

# 膨胀器 Bulging Device

型材 / SUS Tube

支架模组

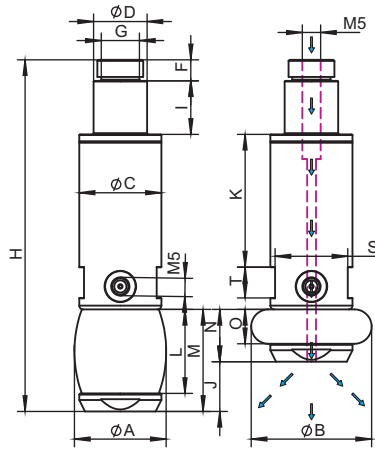
快换

夹具组件

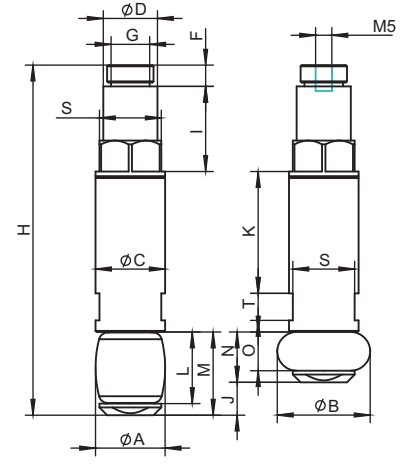
气动剪刀

真空组件

附件

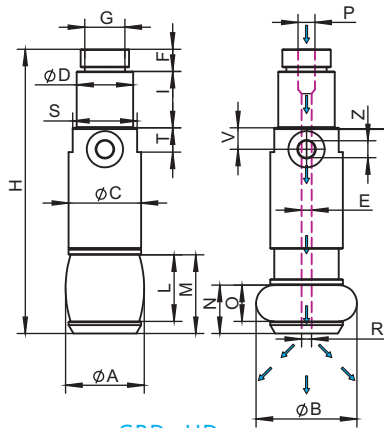


GBD...HU



GBD...U



货号(PN)	型号(Model)	ØA	ØB	ØC	ØD	F	G	H	I	J	K	L	M	N	O	S	T	重量
8.Y00212	GBD18U	18	24	18	14	5.5	M12×1	90.5	22	8.5	31.5	18.5	21.5	13	10	16	7	39.7g
8.Y00058	GBD22HU	24	31.5	21.3	14	5.5	M12×1	92	14	13	34.8	22	26.7	13.7	9	19	8	53.8g



GBD...HD

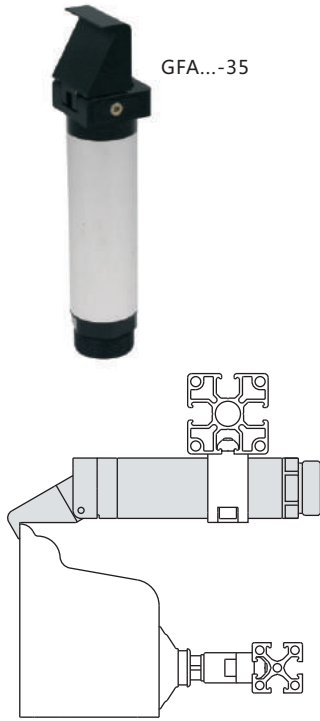
货号(PN)	型号(Model)	ØA	ØB	ØC	ØD	ØE	F	G	H	I	L	M	N	O	P	R	S	T	V	Z	重量
8.Y00057	GBD18HD	19.5	25	18	14	2.5	5.5	M12×1	70.5	14	16.5	19.5	12	9	M5	M3	16	6	5.3	M5	27.4g

## 运用实例 / Application example



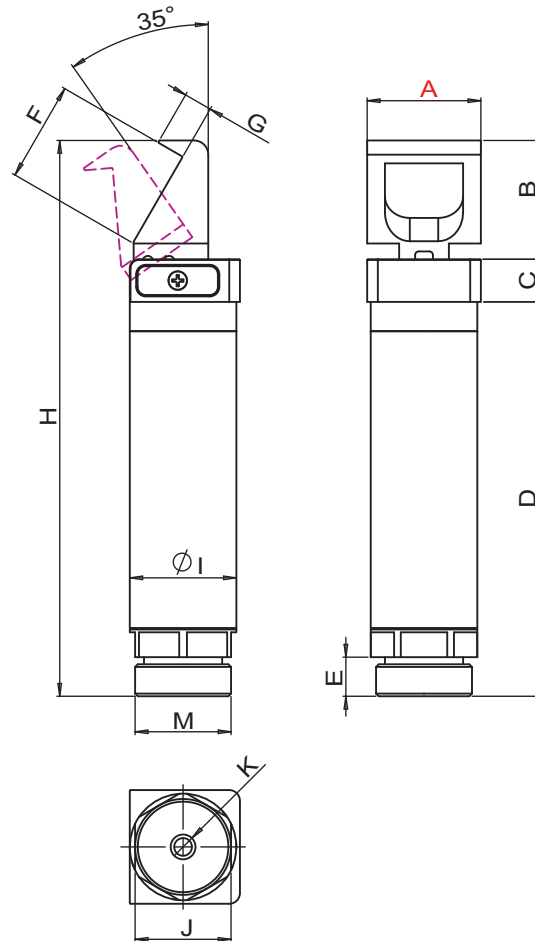
# 单动拨指 (GF系列) One Finger Angular Pneumatic Grippers (Series GF)

- 单一动作。 • Single acting.
- 内置磁环。 • Built-in magnetic ring



货号(PN)	8.Y00117	8.Y00118	8.Y00119
型号(Model)	GFA14-35	GFA20-35	GFA30-35
介质 Medium	已过滤, 润滑型 / 未润滑型压缩空气 Filtered, lubricated / non lubricated compressed air		
夹具体 Gripper body	铝制的 Aluminium		
压力范围 Pressure range	2.5 ~ 8 bar		
温度范围 Temperature range	-10 ~ 70 °C.		
行程 Stroke	35°		
活塞孔 Piston bore	Ø10 mm	Ø16 mm	Ø25 mm
6 bar压力下的关闭扭矩 Closing torque at 6 bar	26 Ncm	100 Ncm	430 Ncm
循环空气消耗量 Cycle air consumption	0.4 cm <sup>3</sup>	1.24 cm <sup>3</sup>	4.56 cm <sup>3</sup>
重量 Weight	25g	65g	206g
内置磁环 Built-in magnetic ring	有	有	有

货号(PN)	8.Y00117	8.Y00118	8.Y00119
型号(Model)	GFA14-35	GFA20-35	GFA30-35
A	14	20	30
B	14	20.5	30
C	10.5	9	12
D	49.5	76.5	111
E	5.5	8	11
F	13.5	20.2	30.5
G	4.5	6	8
H	74	106	153
I	Ø14	Ø20	Ø30
J	12	17	27
K	M5	M5	G1/8
M	M12×1	M17×1	M27×1



型材 / SUS Tube

支架模组  
Stents Module

快换  
Quick Changer

夹具体  
Grip Module

气动剪刀  
Air Nipper

真空组件  
Vacuum Module

附件  
Accessory Components

# 单动拨指 (GF系列) One Finger Angular Pneumatic Grippers (Series GF)

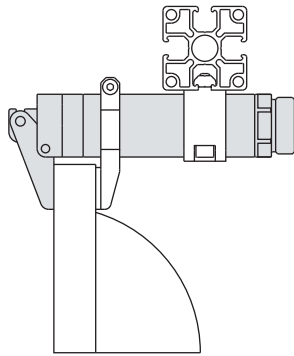
型材 / SUS Tube

- 单一动作。 • Single acting.
- 内置磁环。 • Built-in magnetic ring

支架模组



快换



夹具组件

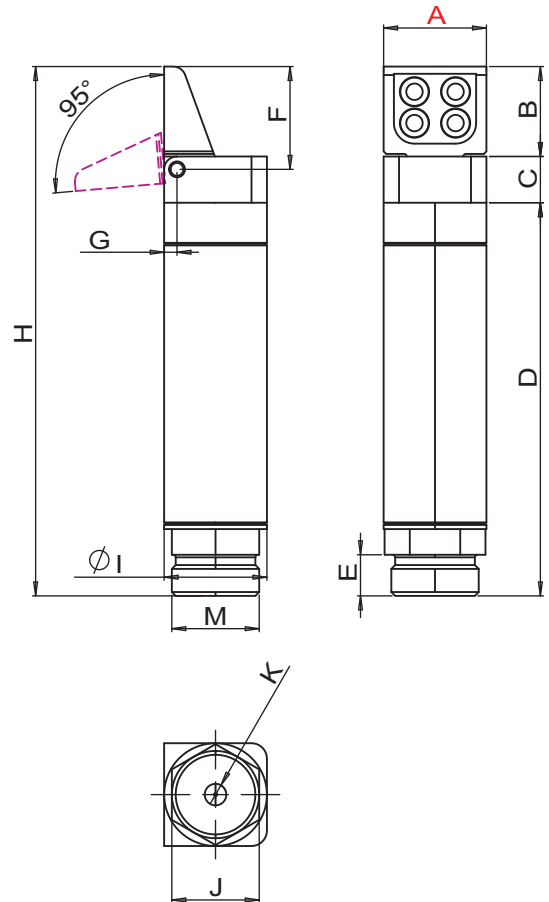
气动剪刀

真空组件

附件


货号(PN)	8.Y00042	8.Y00311	8.Y00095
型号(Model)	GFR14-95	GFR20-95E	GFR30-95
介质 Medium	已过滤, 润滑型 / 未润滑型压缩空气 Filtered, lubricated / non lubricated compressed air		
夹具体 Gripper body	铝制的 Aluminium		
压力范围 Pressure range	2.5 ~ 8 bar		
温度范围 Temperature range	-10 ~ 70 °C.		
行程 Stroke	95°		
活塞孔 Piston bore	Ø10 mm	Ø16 mm	Ø25 mm
6 bar压力下的关闭扭矩 Closing torque at 6 bar	19 Ncm	70 Ncm	300 Ncm
循环空气消耗量 Cycle air consumption	1cm <sup>3</sup>	3.52 cm <sup>3</sup>	12.9 cm <sup>3</sup>
重量 Weight	25g	60g	193g
内置磁环 Built-in magnetic ring	有	有	有
备注 Remark		替代8.Y00041	

货号(PN)	8.Y00042	8.Y00311	8.Y00095
型号(Model)	GFR14-95	GFR20-95E	GFR30-95
A	14	20	30
B	12	17.5	25
C	10.5	9	12
D	49.5	76.5	111
E	5.5	8	11
F	14	20	29
G	2	2.5	4
H	72	103	148
I	Ø14	Ø20	Ø30
J	12	17	27
K	M5	M5	G1/8
M	M12×1	M17×1	M27×1



# 单动拨指 (GF系列) One Finger Angular Pneumatic Grippers (Series GF)

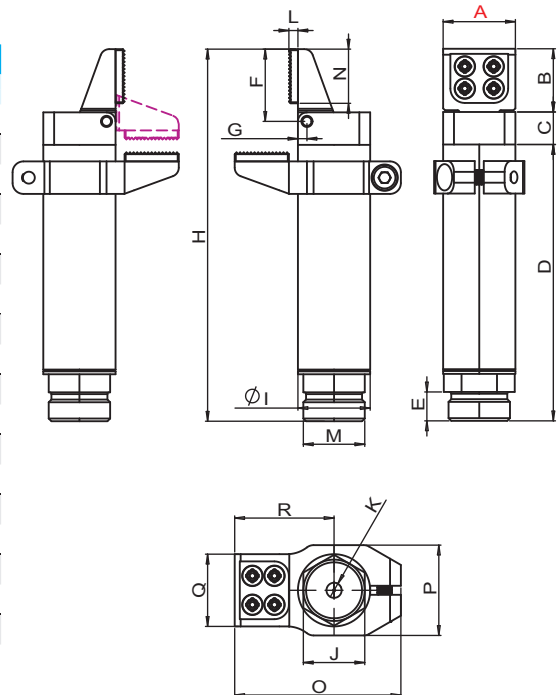
- 单一动作。 • Single acting.
- 内置磁环。 • Built-in magnetic ring



货号(PN)	8.Y00084	8.Y00312	8.Y00096
型号(Model)	GFR14-95G	GFR20-95EG	GFR30-95G
介质 Medium	已过滤, 润滑型 / 未润滑型压缩空气 Filtered, lubricated / non lubricated compressed air		
夹具体 Gripper body	铝制的 Aluminium		
压力范围 Pressure range	2.5 ~ 8 bar		
温度范围 Temperature range	-10 ~ 70 °C.		
行程 Stroke	95°		
活塞孔 Piston bore	Ø10 mm	Ø16 mm	Ø25 mm
6 bar压力下的关闭扭矩 Closing torque at 6 bar	19 Ncm	70 Ncm	300 Ncm
循环空气消耗量 Cycle air consumption	1cm <sup>3</sup>	3.52cm <sup>3</sup>	12.9 cm <sup>3</sup>
重量 Weight	36g	87g	300g
内置磁环 Built-in magnetic ring	有	有	有
备注 Remark	替代8.Y00083		

货号(PN)	4.Y00486	4.Y00485	4.Y00514
型号(Model)	SIL-14G	SIL-20G	SIL-30G
适用产品 Applicable Products	GFR14-95G	GFR20-95EG GFR20-95LG GFR20-95SG	GFR30-95G

货号(PN)	8.Y00084	8.Y00312	8.Y00096
型号(Model)	GFR14-95G	GFR20-95EG	GFR30-95G
A	14	20	30
B	12	17.5	25
C	10.5	9	12
D	49.5	76.5	111
E	5.5	8	11
F	14	20	29
G	2	2.5	4
H	72	103	148
I	Ø14	Ø20	Ø30
J	12	17	27
K	M5	M5	G1/8
L	2.5	2.5	3
M	M12×1	M17×1	M27×1
N	11	15	20
O	32	46	63
P	19	25	37
Q	14	20	30
R	19	27.5	40



型材 / 钢管  
Profile / SUS Tube

支架模组  
Stents Module

快换  
Quick Changer

夹具组件  
Grip Module

气动剪刀  
Air Nipper

真空组件  
Vacuum Module

附件  
Accessory Components

# 单动拨指 (GF系列) One Finger Angular Pneumatic Grippers (Series GF)

型材 / SUS Tube

支架模组

快换

夹具组件

气动剪刀

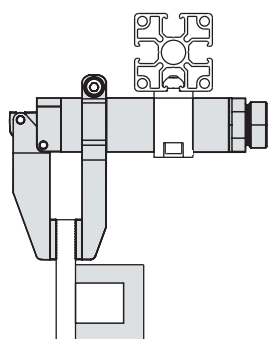
真空组件

附件

- 单一动作。
- 内置磁环。
- Single acting.
- Built-in magnetic ring

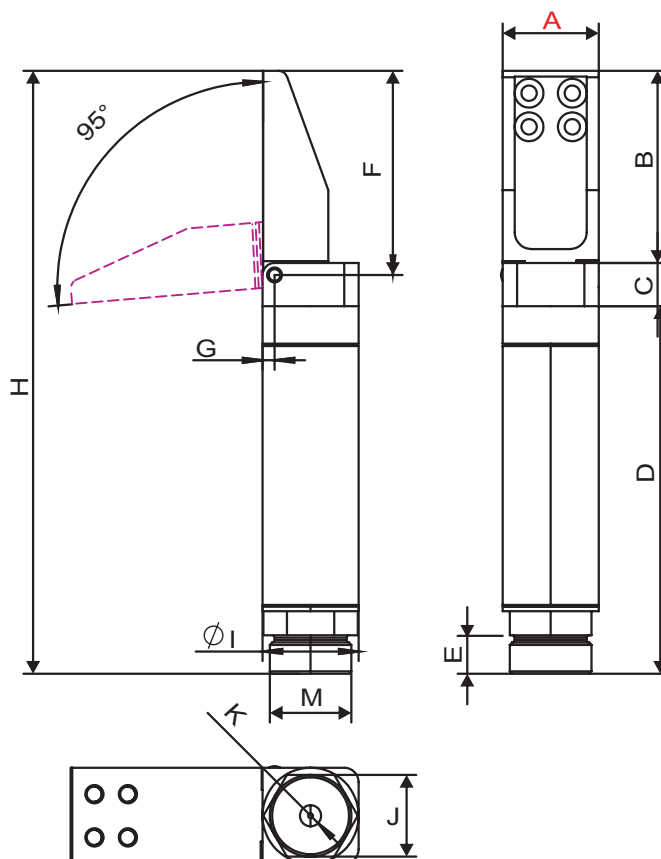


GFR...-95L



货号(PN)	8.Y00309
型号(Model)	GFR20-95L
介质 Medium	已过滤, 润滑型 / 未润滑型压缩空气 Filtered, lubricated / non lubricated compressed air
夹具体 Gripper body	铝制的 Aluminium
压力范围 Pressure range	2.5 ~ 8 bar
温度范围 Temperature range	-10 ~ 70 °C.
行程 Stroke	95°
活塞孔 Piston bore	Ø16 mm
6 bar压力下的关闭扭矩 Closing torque at 6 bar	70 Ncm
循环空气消耗量 Cycle air consumption	3.52 cm <sup>3</sup>
重量 Weight	81.4g
内置磁环 Built-in magnetic ring	有

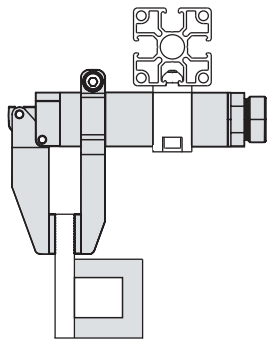
货号(PN)	8.Y00309
型号(Model)	GFR20-95L
A	20
B	40
C	9
D	76.5
E	8
F	42.5
G	2.5
H	125.5
I	Ø20
J	17
K	M5
M	M17×1





# 单动拨指 (GF系列) One Finger Angular Pneumatic Grippers (Series GF)

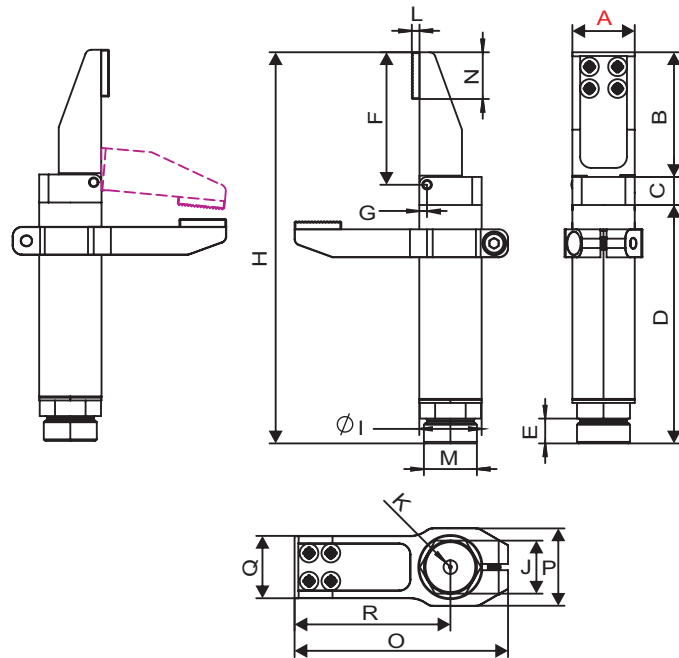
- 单一动作。 • Single acting.
- 内置磁环。 • Built-in magnetic ring



货号(PN)	8.Y00310
型号(Model)	GFR20-95LG
介质 Medium	已过滤, 润滑型 / 未润滑型压缩空气 Filtered, lubricated / non lubricated compressed air
夹具体 Gripper body	铝制的 Aluminium
压力范围 Pressure range	2.5 ~ 8 bar
温度范围 Temperature range	-10 ~ 70 °C.
行程 Stroke	95°
活塞孔 Piston bore	Ø16 mm
6 bar压力下的关闭扭矩 Closing torque at 6 bar	70 Ncm
循环空气消耗量 Cycle air consumption	3.52cm <sup>3</sup>
重量 Weight	104.8g
内置磁环 Built-in magnetic ring	有

货号(PN)	4.Y00485
型号(Model)	SIL-20G
适用产品 Applicable Products	GFR20-95EG GFR20-95LG GFR20-95SG

货号(PN)	8.Y00310
型号(Model)	GFR20-95LG
A	20
B	40
C	9
D	76.5
E	8
F	42.5
G	2.5
H	125.5
I	Ø20
J	17
K	M5
L	2.5
M	M17×1
N	15
O	68.5
P	25
Q	20
R	50



型材 / SUS Tube

支架模组  
Stents Module

快换  
Quick Changer

夹爪组件  
Grip Module

气动剪刀  
Air Nipper

真空组件  
Vacuum Module

附件  
Accessory Components

# 单动拨指 (GF系列) One Finger Angular Pneumatic Grippers (Series GF)

型材 / SUS Tube

支架模组

快换

夹具组件

气动剪刀

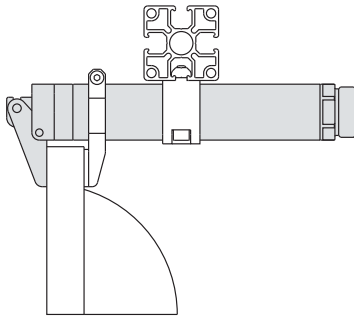
真空组件

附件

- 单一动作。
- 内置磁环。
- Single acting.
- Built-in magnetic ring

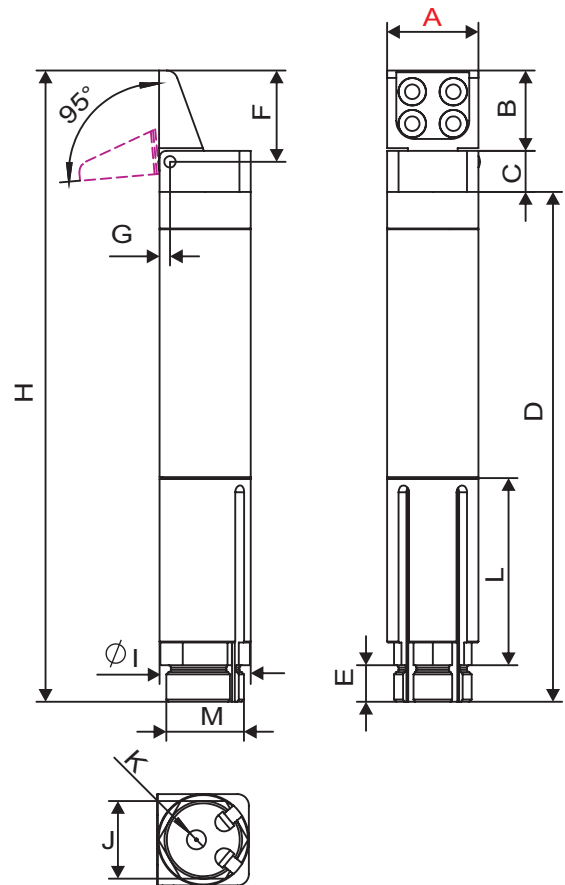


GFR...-95S



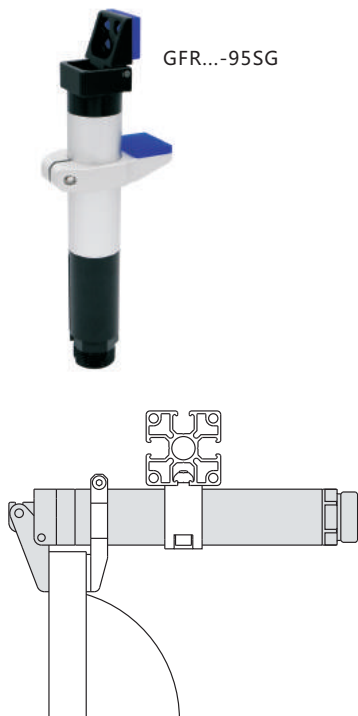
货号(PN)	8.Y00335
型号(Model)	GFR20-95S
介质 Medium	已过滤, 润滑型 / 未润滑型压缩空气 Filtered, lubricated / non lubricated compressed air
夹具体 Gripper body	铝制的 Aluminium
压力范围 Pressure range	2.5 ~ 8 bar
温度范围 Temperature range	-10 ~ 70 °C.
行程 Stroke	95°
活塞孔 Piston bore	Ø16 mm
6 bar压力下的关闭扭矩 Closing torque at 6 bar	70 Ncm
循环空气消耗量 Cycle air consumption	3.52 cm <sup>3</sup>
重量 Weight	89g
内置磁环 Built-in magnetic ring	有

货号(PN)	8.Y00335
型号(Model)	GFR20-95S
A	20
B	17.5
C	9
D	111.5
E	8
F	20
G	2.3
H	138
I	Ø20
J	17
K	M5
L	41
M	M17×1



# 单动拨指 (GF系列) One Finger Angular Pneumatic Grippers (Series GF)

- 单一动作。 • Single acting.
- 内置磁环。 • Built-in magnetic ring

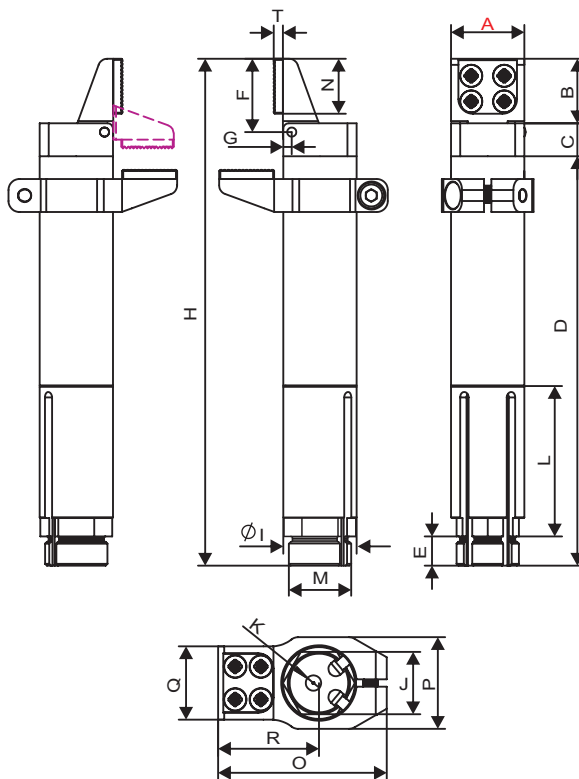


货号(PN)	8.Y00336
型号(Model)	GFR20-95SG
介质 Medium	已过滤, 润滑型 / 未润滑型压缩空气 Filtered, lubricated / non lubricated compressed air
夹具体 Gripper body	铝制的 Aluminium
压力范围 Pressure range	2.5 ~ 8 bar
温度范围 Temperature range	-10 ~ 70 °C.
行程 Stroke	95°
活塞孔 Piston bore	Ø16 mm
6 bar压力下的关闭扭矩 Closing torque at 6 bar	70 Ncm
循环空气消耗量 Cycle air consumption	3.52 cm <sup>3</sup>
重量 Weight	103g
内置磁环 Built-in magnetic ring	有

货号(PN)	4.Y00485
型号(Model)	SIL-20G
适用产品 Applicable Products	GFR20-95EG GFR20-95LG GFR20-95SG

货号(PN)	8.Y00336
型号(Model)	GFR20-95SG
A	20
B	17.5
C	9
D	111.5
E	8
F	20
G	2.3
H	138
I	Ø20
J	17
K	M5
L	41
M	M17×1
N	15
O	46
P	25
Q	20
R	27.5
T	2.5



型材 / SUS Tube

支架模组

快换

夹爪组件

气动剪刀

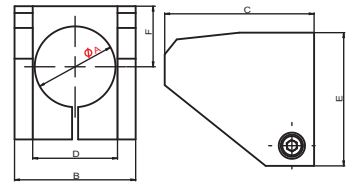
真空组件

附件

# 拨指选项 Finger Gripper Options

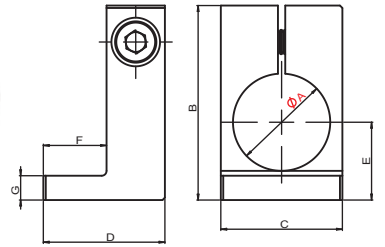
型材  
钢管  
Profile  
SUS Tube

货号(PN)	7.Y00778	7.Y00779
型号(Model)	GP1-20	GP1-30
A(mm)	Ø20	Ø30
B(mm)	30	45
C(mm)	37	65
D(mm)	21	32
E(mm)	33	44
F(mm)	15	20
重量(Weight)	20g	60g



支架  
模组  
Stents  
Module

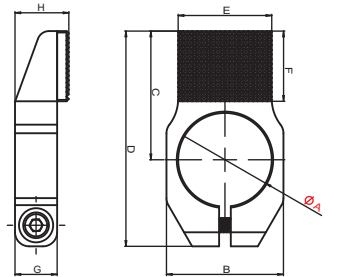
货号(PN)	7.Y00780	7.Y00781	7.Y00782
型号(Model)	GP2-14	GP2-20	GP2-30
A(mm)	Ø14	Ø20	Ø30
B(mm)	24	35	45
C(mm)	19	25	35
D(mm)	12	25	25
E(mm)	11	16	21
F(mm)	6	13	13
G(mm)	3.5	5	5.5
重量(Weight)	5g	14g	23g



快捷  
切换  
Quick  
Changer

夹具  
组件  
Grip  
Module

货号(PN)	7.Y00783	7.Y00700	7.Y00908	7.Y00785
型号(Model)	GP3-14	GP3-20	GP3-20L	GP3-30
A(mm)	Ø14	Ø20	Ø20	Ø30
B(mm)	19	25	25	37
C(mm)	19	27.5	50	40
D(mm)	32	46	68.5	63
E(mm)	14	20	20	30
F(mm)	11	15	15	20
H(mm)	8.5	11.5	11.5	14.1
G(mm)	6	9	9	10
重量(Weight)	6g	12g	19.8g	30g
	Silicone	Silicone	Silicone	POM

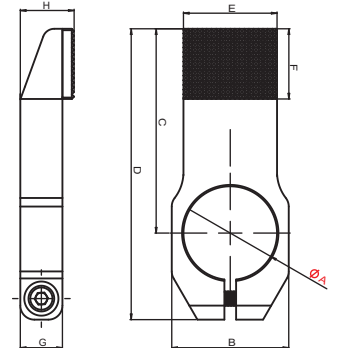


气动  
剪刀  
Air  
Nipper

真空  
组件  
Vacuum  
Module

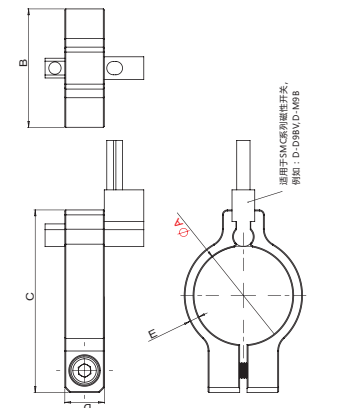


GP3-20L



附件  
Accessory  
Components

货号(PN)	7.Y00786	7.Y00787	7.Y00788
型号(Model)	GS-14	GS-20	GS-30
A(mm)	Ø14	Ø20	Ø30
B(mm)	18	24	34
C(mm)	30	37	47
D(mm)	8	8	8
E(mm)	2	2	2
重量(Weight)	14g	17g	25g



# 单动拨指 (GO系列) One Finger Angular Pneumatic Grippers (Series GO)

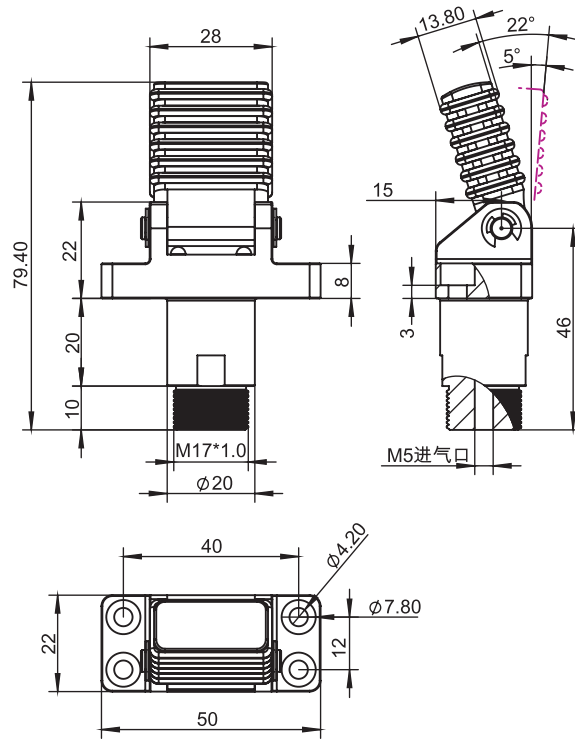
**NEW**



GOF20-20-VMQ



GOF20-20-NBR



货号(PN)	型号(Model)	重量(Weight)	耐高温Heat resistance (in °C)
8.Y00396	GOF20-20-NBR	57.4g	-20 to 80
8.Y00395	GOF20-20-VMQ	57.4g	-40 to 160

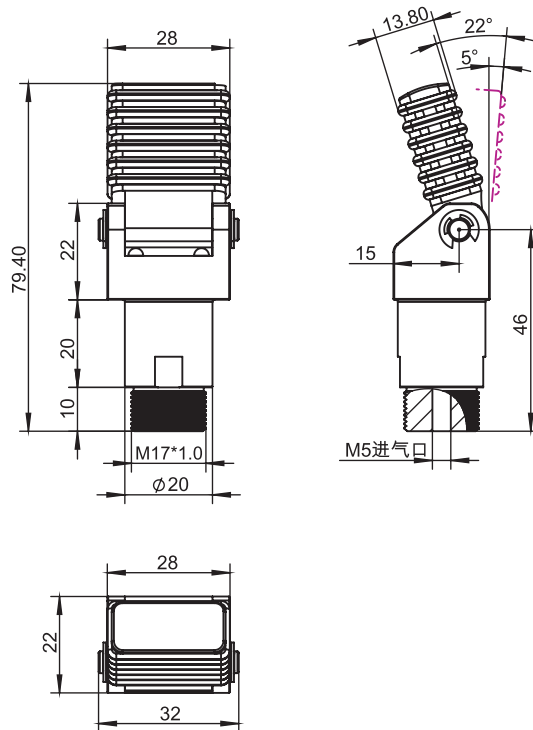
**NEW**



GOP20-20-VMQ



GOP20-20-NBR



货号(PN)	型号(Model)	重量(Weight)	耐高温Heat resistance (in °C)
8.Y00398	GOP20-20-NBR	50g	-20 to 80
8.Y00397	GOP20-20-VMQ	50g	-40 to 160

型材 / SUS Tube

支架模组

快换

夹爪组件

气动剪刀

真空组件

附件

## 可选的磁传感器 Optional Magnetic Sensors

磁性传感器（可选）通过活塞上的一个磁铁检测出操作位置。因此，使用磁传感器是为了避免大量的磁性材料和强烈的磁场可能会造成传感问题。

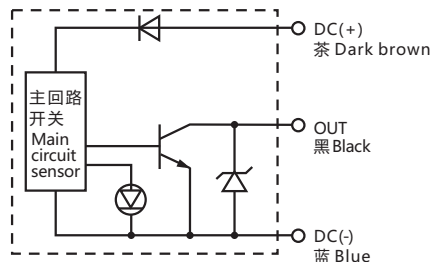
可用的传感器:

The operating position is detected by magnetic proximity sensors (optional) through a magnet placed on the piston.

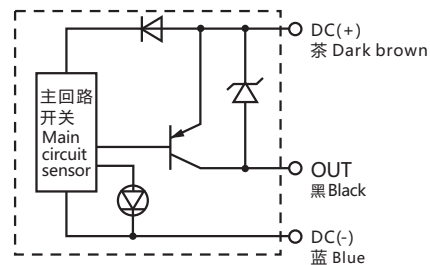
The use of magnetic proximity sensors is to be avoided in the vicinity of large masses of ferromagnetic material or intense magnetic fields as this may cause detection problems.

The sensors that can be used are:


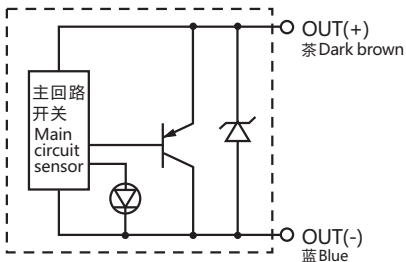
### D-M9N·M9NV



### D-M9P·M9PV



### D-M9B·M9BV



货号(PN)	1.Y00293
型号(Model)	D-MQ

货号(PN)	型号(Model)	开关类型	L(mm)
1.Y00310	D-M9B	NPN	电缆0.5m/0.5m cable
1.Y00307	D-M9BL		电缆3.0m/3m cable
1.Y02565	D-M9BV	NPN	电缆0.5m/0.5m cable
1.Y03843	D-M9BVL		电缆3.0m/3m cable
1.Y00311	D-M9N	NPN	电缆0.5m/0.5m cable
1.Y00295	D-M9NL		电缆3.0m/3m cable
1.Y00298	D-M9NV	NPN	电缆0.5m/0.5m cable
1.Y03598	D-M9NVL		电缆3.0m/3m cable
1.Y00309	D-M9P	PNP	电缆0.5m/0.5m cable
1.Y02301	D-M9PL		电缆3.0m/3m cable
1.Y00296	D-M9PV	PNP	电缆0.5m/0.5m cable
1.Y02964	D-M9PVL		电缆3.0m/3m cable



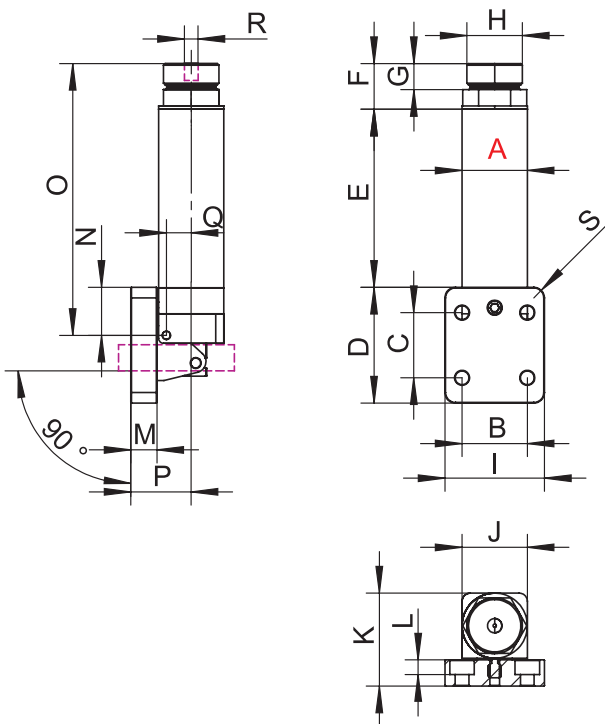
# Min 姿势夹具 Min Posture Gripper

- 90° 旋转。
- 单一动作。
- 通过压缩空气和弹簧复位起重。
- 多个安装附件。
- 可选的磁传感器。

- 90° rotation.
- Single-acting.
- Lifting by compressed air, spring reset.
- Several mounting accessories.
- Optional magnetic sensors.



货号(PN)	8.Y00094	8.Y00116
型号(Model)	GFN20-90	GFN30-90
介质 Medium	已过滤, 润滑型 / 未润滑型压缩空气 Filtered, lubricated / non lubricated compressed air	
压力范围 Pressure range	2 ~ 8 bar	2 ~ 8 bar
温度范围 Temperature range	-10 ~ 70 °C.	-10 ~ 70 °C.
倾斜角度 Tilt angle	90°	90°
6 bar压力下的起重扭矩 Lift torque at 6 bar	120 Ncm	300 Ncm
重量 Weight	65g	210g



货号(PN)	8.Y00094	8.Y00116
型号(Model)	GFN20-90	GN30-90
A	Ø20	Ø30
B	20	25
C	20	25
D	35.5	46
E	54.6	81.5
F	14	19
G	8	11
H	17	M27*1
I	30.5	37
J	20	30
K	28.5	40
L	4.5	5.5
M	8	10
N	14.74	18.5
O	83.34	119
P	18.5	25
Q	7.6	11
R	M5	M5
S	3.25	3

型材 / SUS Tube

支架模组  
Stents Module

快换  
Quick Changer

夹具组件  
Grip Module

气动剪刀  
Air Nipper

真空组件  
Vacuum Module

附件  
Accessory Components

## 塑料浇口用气动剪刀 Air Nippers For Resin Gate

这些都是专业的气动剪刀，可安装在精确的浇口切割设备和备用夹具上。VESSEL可提供丰富的选择，以满足各种需求。

These are high-class air nippers that can be mounted on gate cutting equipment and standby jigs for accurate, speedy cutting of resin products. VESSEL has a wide selection of items to meet a variety of needs, from around-the-clock operations to high cutting precision.



# Solution 切断, 抓取, 卷曲和打孔 Cut, grab, crimp and punch.

型材  
钢管  
Profile  
SUS Tube

支架模组  
Stents Module

快换  
Quick Changer

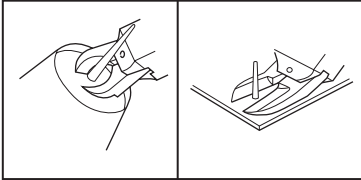
夹具组件  
Grip Module

气动剪刀  
Air Nipper

真空组件  
Vacuum Module

附件  
Accessory Components

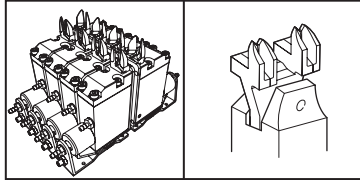
## 剪切直浇口树脂产品 Cutting direct gate molded components



切割服装盒、头盔、管接头部件、垃圾桶、花盆等大口径的浇口。超长的使用寿命。

Cuts large diameter sprues such as garment cases, helmets, pipe joint parts, trash cans, planters. Superb durability in long term use.


## 剪切多模成型树脂产品 Gate cut for multiple impression molded components



结构紧凑、轻便，带有报警装置，易于安装在卡盘和待机夹具上。能有效的削减匹配周期时间。

Compact, lightweight body and with a large selection of blade items, easy mounting on chuck board and standby jig. Achieves efficient cuts matching cycle time.

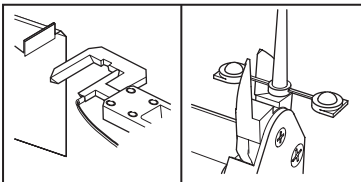
## 剪切珠宝饰品 Taking products from a jewelry tree



切割戒指、项链等贵金属。超强的耐用性和强大的刀头大大的提高了效率。

Cutting of precious metals for rings, necklaces etc. Superb durability and increased efficiency with powerful nipper blades.

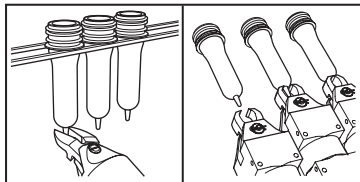
## 剪切透镜，导光板等透明产品 Gate cutting for lenses, LGP, and transparent products



防止剪切浇口纹裂，卷边，白化，采用加热型气动剪刀进行剪切。刀头温度与剪切速度相互配合，达到高精度剪切效果。

Various heated nippers prevent cracks and whitening, the decisive factor is the heating temperature of the blades and cutting speed. Supports demands for improved flexibility and high precision cutting.

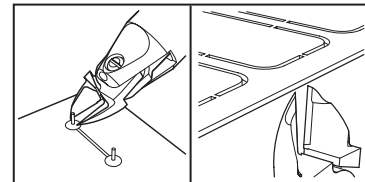
## 剪切药筒，食品盒等产品 Pre-form cutting for food and drug cases



广泛安装于预成型机，提高生产效率和剪切精度，提升产品质量。

Improved efficiency in pre-forming, nippers attached to flat finish pre-form molding machine. Cut precision is linked to product quality.

## 剪切电子元件和电路板 Cutting electronic components and around boards

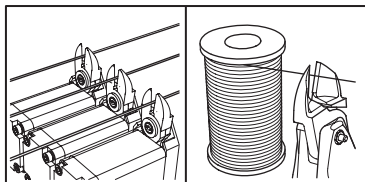


最适于手动剪切焊接后的电路引线，大幅降低手腕疲劳。电路板安装于台式机器人上进行剪切。

Optimal handy nippers for cutting lead lines after soldering to significantly reduce wrist strain. Substrate is attached to the desktop robot...

剪断卷线机绕线

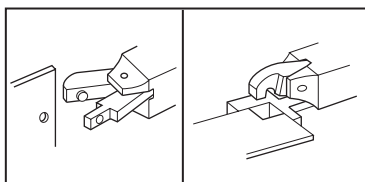
## Wire cutting with coil winding machine



气动剪刀安装于卷线机绕线切断单元上，剪断不能撕开的粗线。

Attach to the nipper unit of automatic coil winding machine for power transformers, fan motors and ignition. Cutting thick diameter wires that cannot be torn off.

## Die cutter for aluminum products and plastic components

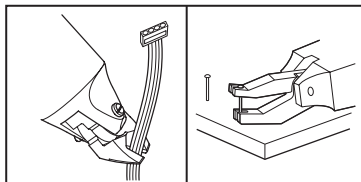


特殊定做刀头，可应用于铝制窗框或薄板的开孔。

By support for separate blades, allows punching and form cutting of aluminum sash and thin plates.

回收厂拆除用的手动工具

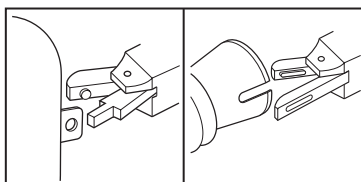
## Hand tools for dismantling in recycling plants



在个人电脑和办公自动化设备、弹球机、电视机、冰箱和洗衣机等回收工厂中切割各种电线，铜管和钢带等。钳可用于拔除弹球游戏机的销目。

Cuts a variety of wires, copper tubing and steel bands in recycling plants such as PCs and OA equipment, pachinko machines, TVs, and refrigerators, washing machines, etc. Nippers for the purpose of pulling out the pachinko machine pins.

## Punching of blow molded products, punching slotted holes

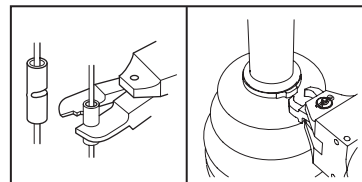


应用于生产工序中无法进行开孔，冲孔工序的容器，管路等产品。

Punching blow molded products, punching slotted holes, for containers that cannot be punched and automobile ducts, etc.

用于端子的铆接，压边

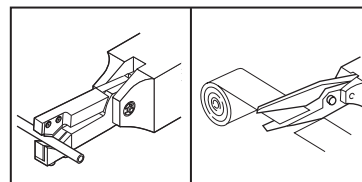
## Crimping task for solderless terminals



用于配电板，电子产品，照明设备等各种电路连接线的端子压边。降低手指和手腕疲劳。

For crimping terminals with various wiring harnesses such as for switchboards, electrical products and lighting equipment. Less strain on fingers and wrists. Increased work efficiency for stop rings for auto parts.

## Other applications



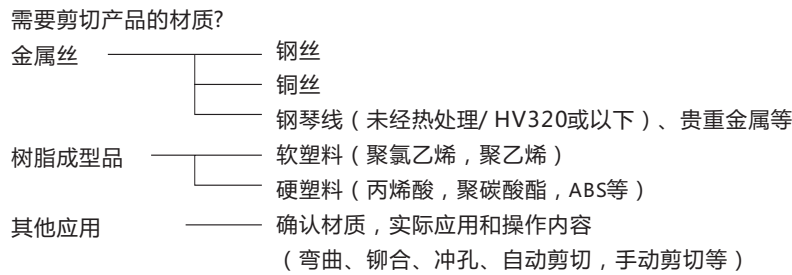
微刃气剪，可以切割各种难切割的纤维，碳纤维，芳纶纤维和软塑料板。用于切割牛仔裤，回收高尔夫球，纺织机械边缘切割的刀头等。

Micro-edge air scissors that can cut various hard-to-cut fibers, carbon, aramid fibers, and soft plastic sheets. Nippers for cutting belt loops of jeans, peeling recycled golf balls, cutting edges with textile machinery, etc.

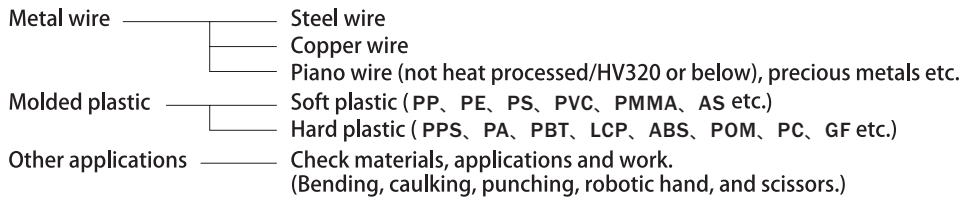


## ■ 气动剪刀选择方法 Selection method for air nipper

### 材质确认 Check materials



#### What is the "cutting target (workpiece)"?



### 尺寸检查 Check dimensions

#### 切割部件的尺寸有多大? How big is the "size of the cut portion"?



### 使用 Usage

#### “工作的状态/环境”是怎样的? What is the "state/environment of the work"?

用于自动化剪切  
用于手动剪切  
安装在夹具上使用, 等等  
Used mounted on automated machinery and robots.  
Used for manual work.  
Used mounted on a jig. And so forth

### 型号选择 Select model

选择合适的型号。  
Choose a model suitable for the purpose.  
请按照[使用方式和剪切尺寸]选取气动剪刀本体, 按照[剪切材质, 尺寸, 形状等]选取刀头。  
刀本体和刀头的特点, 用途等, 请参考各自的[产品规格],  
另外本体选取时请参考[性能选择指南]  
根据剪切产品形状, 材质的不同, 标准品可能无法对应。  
Choose based on "usage and cut dimensions" for the main unit, and "material and dimensions/shape" for the blades.  
Refer to "product specifications" for the main unit/blade characteristics/usage, respectively. Also when selecting the machine, refer to "capability selection chart".  
The shape/material of the workpiece may not be compatible with standard products.

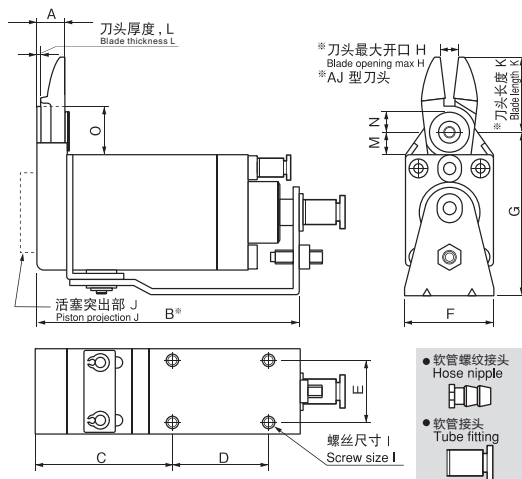
## 性能选择指南 Capability selection chart

类型 Types	Cutting material 切割材质						端子压边 Solderless terminals	适用机型 Application model	空气压力 Airpressure (MPa)
	铜丝 Copper wire	钢丝 无加热处理 Steel wire (Non-heat treated)	钢琴丝 (维氏硬度320以上) PianoWire (HV 320 or below)	软塑料 Soft Plastic		硬塑料 Hard Plastic			
				直径 (Diameter)	横截面 (CrossSection)				
N · NS · NR	1.0mm	0.5mm	0.2mm	2.0mm	3.1 mm			NS2,N3,NS3,NR3	0.4~0.5
	1.0	0.5	0.3	2.0	3.1			N5,NS5,NR5	0.4~0.5
	1.6	1.0	0.5	3.0	7.0	2.0mm		N7,NS7,NR7	0.4~0.5
	1.8	1.2	0.5	4.0	12.5	2.6		N10,NS10L,NR10L	0.4~0.5
	2.3	1.7	0.6	4.5	15.8	4.0		N12	0.4~0.5
	2.6	2.0	1.0	7.0	38.4	5.0		N20,NS20,NR2 0	0.5~0.6
	3.3	2.8	1.2	10.0	78.5	6.5	1.25/2.0	N30,NS30,NR3 0	0.5~0.6
	5.5	4.5	2.0	12.0	113.0	6.5		N50,NR50	0.5~0.6
增压器 With pressure booster	2.6	1.6		5.0	19.6	4.0	12.5/2.0	P-10L	
	3.0	2.2		8.0	50.2	6.0	2.0/5.5	P-20	
	4.8	4.0		13.0	132.6	7.0	~0.8	P-30	
	6.5	5.5						P-50	
NY	1.6	1.0		2.0	3.1	1.3		NY03	0.4~0.5
				3.0	7.0	2.0		NF05,NY05	0.4~0.5
				3.5	9.6	2.3		NF10,NY10	0.4~0.5
				4.0	12.5	2.6		NF15,NY15	0.4~0.5
				5.0	19.6	3.4		NY25	0.5~0.6
NT				1.5	1.7	1.0		NT03	0.4~0.5
				2.5	4.9	1.5		NT05	0.4~0.5
				3.5	9.6	2.3		NT10	0.4~0.5
				5.0	19.6	3.4		NT20	0.4~0.5
	AS, HS, BJ type		BBB	AP, PF, AJ type			ACD type		



# 滑动式气动剪刀NY系列 横向型 GT-NY05/10/15/25 Slide-Off Air Nippers Horizontal-Type

# NY



横向滑动有助于空间有效利用。  
机身紧凑（高度低），不妨碍卡盘运行。

The horizontal slide enables space to be used effectively.  
The low profile of the main unit allows work to be removed without obstructing the operations of the chuck plate.

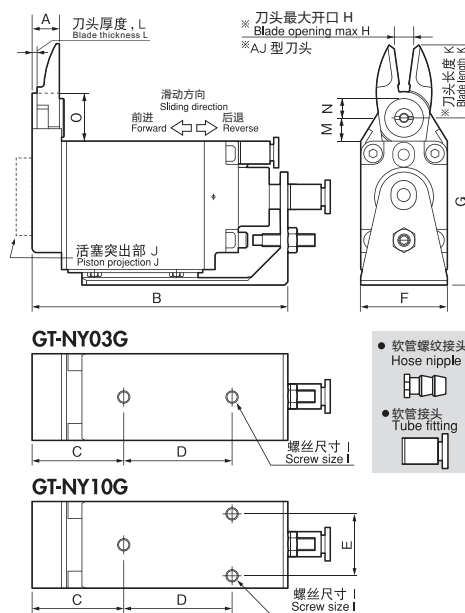

Capacity $\phi$ (mm)				Model No.	Size (mm)															Air Consumption (cm <sup>3</sup> /str.)	Weight (g)	Slide Direction/Distance (mm)	Spec. & Size of the Hose Port	
Soft Plastic	Hard Plastic	Copper	Steel		A	B	C	D	E	F	G	H	I	J	K	L	M	N	O					
3.0	2.0	1.6	1.0	GT-NY05 GT-NY05R GT-NY05-4 GT-NY05R-4	8.6	75.9	40.9	25	15	23	47.6	4	M4	3	22	1.6	8.5	6.25	16.5	48	155	Pull	0~3	W/hose nipple
3.0	2.0	1.6	1.0																	48	155	Push	0~3	Hose I.D. $\phi$ 2.5mm
3.0	2.0	1.6	1.0																	48	155	Pull	0~3	W/tube fitting
3.0	2.0	1.6	1.0																	48	155	Push	0~3	Hose I.D. $\phi$ 2.5XO.D. $\phi$ 4mm
3.5	2.3			GT-NY10 GT-NY10R GT-NY10-4 GT-NY10R-4	8.8	82.1	42.1	30	20	28	51.6	6	M4	5	24	1.6	7.5	6.25	15.5	68	210	Pull	0~3	W/hose nipple
3.5	2.3																			68	210	Push	0~3	Hose I.D. $\phi$ 2.5mm
3.5	2.3																			68	210	Pull	0~3	W/tube fitting
3.5	2.3																			68	210	Push	0~3	Hose I.D. $\phi$ 2.5XO.D. $\phi$ 4mm
4.0	2.6			GT-NY15 GT-NY15R GT-NY15-4 GT-NY15R-4	10.2	93	48	35	25	33	58	8	M4	5	27	2	7.5	6.25	16.5	136	319	Pull	0~3	W/hose nipple
4.0	2.6																			136	319	Push	0~3	Hose I.D. $\phi$ 2.5mm
4.0	2.6																			136	319	Pull	0~3	W/tube fitting
4.0	2.6																			136	319	Push	0~3	Hose I.D. $\phi$ 2.5XO.D. $\phi$ 4mm
5.0	3.4			GT-NY25 GT-NY25R GT-NY25-6 GT-NY25R-6	12.5	108.5	54.5	40	30	42	69	9	M5	2	31	2.5	10.5	7	20.5	184	580	Pull	0~5	W/hose nipple
5.0	3.4																			184	580	Push	0~5	Hose I.D. $\phi$ 4mm
5.0	3.4																			184	580	Pull	0~5	W/tube fitting
5.0	3.4																			184	580	Push	0~5	Hose I.D. $\phi$ 4XO.D. $\phi$ 6mm

※Blade length (K) and opening max. (H) is the dimension adjusted for standard blade (AJ type). ※Air Pressure...0.4~0.5 MPa (NY25 type: 0.5~0.6)  
※B refers to the distance from the cut position for PUSH style models, and the distance from the start position for PULL style models.

# 滑动式气动剪刀NY系列 横向型 GT-NY03G/10G Slide-Off Air Nippers Horizontal-Type

Patented

# NY-G



V型槽滑座确保定位稳定。  
本体不承受倾斜负荷，实现高精度剪切。

VESSEL's patented, V-groove slide base ensures constant, stable positioning. The unit is not subject to inclined loads, and has achieved high precision gate cutting performance.

Capacity $\phi$ (mm)				Model No.	Size (mm)															Air Consumption (cm <sup>3</sup> /str.)	Weight (g)	Slide Direction/Distance (mm)	Spec. & Size of the Hose Port	
Soft Plastic	Hard Plastic				A	B	C	D	E	F	G	H	I	J	K	L	M	N	O					
2.0	1.3			GT-NY03G GT-NY03GR GT-NY03G-4 GT-NY03GR-4	8.6	74.5	29.5	30	-	19	46.5	3	M4	0	21	1.6	7.5	5.25	14.5	37	160	Pull	0~3	W/hose nipple
2.0	1.3																			37	160	Push	0~3	Hose I.D. $\phi$ 2.5mm
2.0	1.3																			37	160	Pull	0~3	W/tube fitting
2.0	1.3																			37	160	Push	0~3	Hose I.D. $\phi$ 2.5XO.D. $\phi$ 4mm
3.5	2.3			GT-NY10G GT-NY10GR GT-NY10G-4 GT-NY10GR-4	8.8	82.6	29.6	35	20	28	54	6	M4	5	24	1.6	7.5	6.25	15.5	68	275	Pull	0~3	W/hose nipple
3.5	2.3																			68	275	Push	0~3	Hose I.D. $\phi$ 2.5mm
3.5	2.3																			68	275	Pull	0~3	W/tube fitting
3.5	2.3																			68	275	Push	0~3	Hose I.D. $\phi$ 2.5XO.D. $\phi$ 4mm

※Blade length (K) and opening max. (H) is the dimension adjusted for standard blade (AJ type). ※Air Pressure...0.4~0.5 MPa

Blade is optional. Note that forward and backward-facing blades are available

型材 / SUS Tube

支架模组

快换

夹具组件

气动剪刀

真空组件

附件

# 滑动式气动剪刀NY系列 横向复式 GT-NY10S/25S Double Action Sliding Air Nippers

型材 · SUS Tube

支架模组

快换

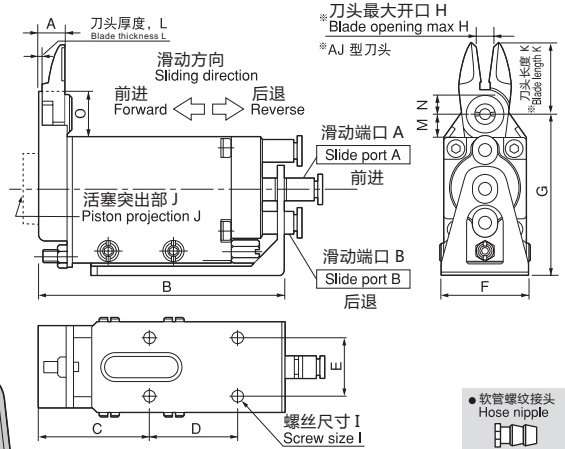
夹具组件

气动剪刀

真空组件

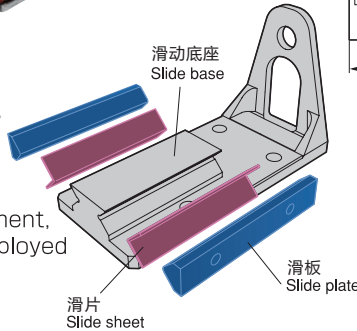
附件

# NY-S



手动单元的非弹簧滑动结构提供平稳的运动。采用V型槽滑台进行高精度定位。

The springless slide construction of the main unit ensures smooth movement, and a V-groove slide base has been employed for high precision positioning.



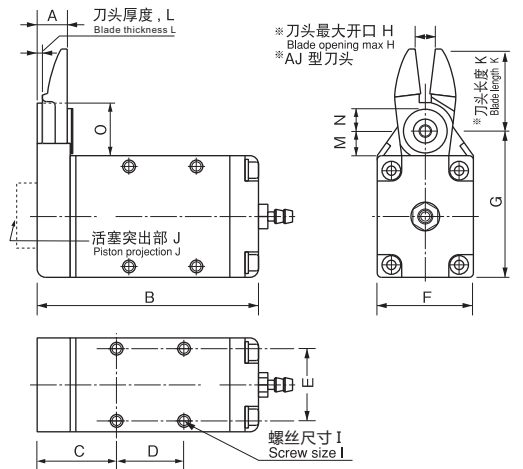
**WARNING**  
Injecting air into slide port A slides the nippers in reverse.  
Injecting air into slide port B slides the nippers forward.

Capacity $\phi$ (mm)		Model No.	Size (mm)															Air Consumption (cm <sup>3</sup> /str.)	Weight (g)	Slide Direction/Distance (mm)	Spec. & Size of the Hose Port
Soft Plastic	Hard Plastic		A	B	C	D	E	F	G	H	I	J	K	L	M	N	O				
3.5	2.3	GT-NY10S	8.8	84.5	38	30	20	32	55	6	M4	5	24	1.6	7.5	6.25	15.5	68	300	0~3.5	W/tube fitting Hose I.D. $\phi$ 2.5×O.D. $\phi$ 4mm
5.0	3.4	GT-NY25S	12.5	106.5	47	40	30	47	72	9	M5	2	31	2.5	10.5	7	20.5	184	695	0~5.0	W/tube fitting Hose I.D. $\phi$ 4×O.D. $\phi$ 6mm

※Blade length (K) and opening max. (H) is the dimension adjusted for standard blade (AJ type). ※Air Pressure···NY10S : 0.4~0.5 MPa / NY25S : 0.5~0.6 MPa

# 固定式气动剪刀NF系列 GT-NF05/10/15 Type-F Air Nippers

# NF



本体设计小巧轻便，便于设备内部及大量安装使用。

These compact, lightweight nippers have been designed or easy mounting inside equipment and to enable secure mounting under high-density mounting conditions.

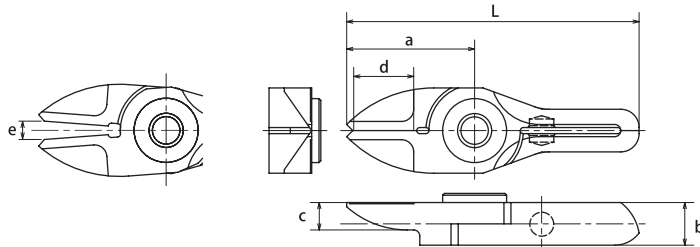
Capacity $\phi$ (mm)				Model No.	Size (mm)															Air Consumption (cm <sup>3</sup> /str.)	Weight (g)	Spec. & Size of the Hose Port
Soft Plastic	Hard Plastic	Copper	Steel		A	B	C	D	E	F	G	H	I	J	K	L	M	N	O			
3.0	2.0	1.6	1.0	GT-NF05	8.6	59.9	21.9	17	18	23	39.5	4	M3	3	22	1.6	8.4	6.25	16.4	43	101	W/hose nipple Hose I.D. $\phi$ 2.5mm× $\phi$ 4mm
3.5	2.3	1.7	1.1	GT-NF10	8.8	65.1	23.1	20	22	28	43.5	6	M3.5	5	24	1.6	7.4	6.25	15.4	63	143	
4.0	2.6	1.8	1.2	GT-NF15	10.2	73	25	25	26	33	48.5	8	M4	5	27	2	7.4	6.25	16.4	128	219	

※Blade opening max. (K) is the dimension adjusted for standard blade (AJ type). Mounting screw for NF10 (M3.5) is regarded as spare part. ※Air Pressure···0.4~0.5 MPa

# 滑动式气动剪刀 横向型 搭配刀头 Slide-off air nipper horizontal-type blades

**AJ/RAJ  
AJB** 树脂用直刀 **Straight blades for plastic** **Plastic**

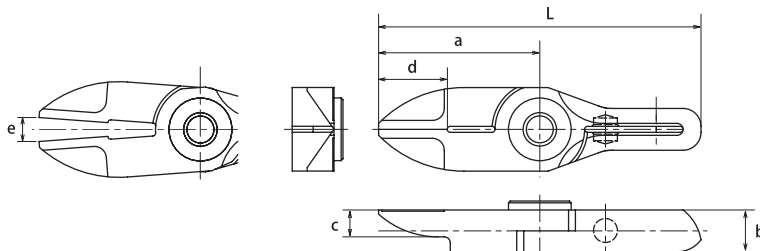
AJ/刀刃水平, 无倾斜角, 可垂直剪切。RAJ/AJ的反刃刀头。AJB/AJ的加硬刀头, 用于剪切硬塑料或含有玻璃纤维的塑料, 提高耐用性。  
AJ/ This is a vertical set of blades with an unbeveled cutting edge. You can apply it at a right angle to the gate. RAJ/ This is a reverse bevel of AJ type. AJB/ This has a brazed carbide tip, suitable for cutting hard plastic or plastic containing glass fiber.



Model No.	Size (mm)						Weight (g)	Material	Application model
	a	b	c	d	e	L			
NY03AJ	21	7	4.5	10.5	3	48	17	Special alloy steel	GT-NY03G(-4)
NY03RAJ	21	7	4.5	10.5	3	48	17	Special alloy steel	GT-NY03GR(-4)
NY05AJ	22	7	5	10.5	4	53	22	Special alloy steel	GT-NY05(-4) / NF05
NY05RAJ	22	7	5	10.5	4	53	22	Special alloy steel	GT-NY05R(-4) / NF05
NY05AJB	22	7	5	10.5	4	53	22	Sintered Alloy	GT-NY05(-4) / NF05
NY10AJ	24	7.2	5	12	6	57	28	Special alloy steel	GT-NY10(-4) / NY10G(-4) / NF10 / NY10S
NY10RAJ	24	7.2	5	12	6	57	28	Special alloy steel	GT-NY10R(-4) / NY10GR(-4) / NF10 / NY10S
NY10AJB	24	7.2	5	12	6	57	28	Sintered Alloy	GT-NY10(-4) / NY10GR(-4) / NF10 / NY10S
NY15AJ	27	8.2	5.5	13	8	65	41	Special alloy steel	GT-NY15(-4) / NF15
NY15RAJ	27	8.2	5.5	13	8	65	41	Special alloy steel	GT-NY15R(-4) / NF15
NY15AJB	27	8.2	5.5	13	8	65	41	Sintered Alloy	GT-NY15(-4) / NF15
NY25AJ	31	10	6	16	9	77	65	Special alloy steel	GT-NY25(-6) / NY25S
NY25RAJ	31	10	6	16	9	77	65	Special alloy steel	GT-NY25R(-6) / NY25S
NY25AJB	31	10	6	16	9	77	65	Sintered Alloy	GT-NY25(-6) / NY25S

**AJL** 树脂用加长直刀 **Straight long blades for plastic** **Plastic**

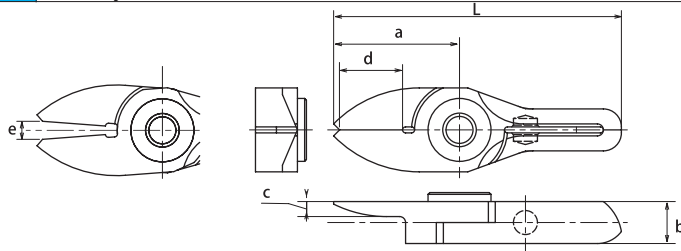
AJL/这是一个加长型的直刀头。适用于刀头与浇口之间距离较远时。  
AJL/ This is a long type set of straight blades. This is useful when there is distance between the nippers and the gate cut portion of the workpiece.



Model No.	Size (mm)						Weight (g)	Material	Application model
	a	b	c	d	e	L			
NY03AJL	27	7	4.5	10.5	4	54	21	Special alloy steel	GT-NY03G(-4)
NY05AJL	31	7	5	10.5	5.5	62	29	Special alloy steel	GT-NY05(-4) / NF05
NY10AJL	33	7.2	5	12	8	66	37	Special alloy steel	GT-NY10(-4) / NY10G(-4) / NF10 / NY10S
NY15AJL	38	8.2	5.5	13	11	76	50	Special alloy steel	GT-NY15(-4) / NF15
NY25AJL	46	10	6	16	13	92	88	Special alloy steel	GT-NY25(-6) / NY25S

**AJT** 树脂用薄刃直刀 **Thin, straight blades for plastic** **Plastic**

AJT/这是一组具有薄刃切削的直刀头。它可以很干净地修剪横截面, 不留下残余物。  
AJT/ This is a set of straight blades with a thin cutting edge. It can cleanly trim cross sections without remnants.



Model No.	Size (mm)						Weight (g)	Material	Application model
	a	b	c	d	e	L			
NY03AJT	21	7	2.5	10.5	3	48	17	Special alloy steel	GT-NY03G(-4)
NY05AJT	22	7	3	10.5	4	53	21	Special alloy steel	GT-NY05(-4) / NF05
NY10AJT	24	7.2	3	12	6	57	26	Special alloy steel	GT-NY10(-4) / NY10G(-4) / NF10 / NY10S
NY15AJT	27	8.2	3.5	13	8	65	38	Special alloy steel	GT-NY15(-4) / NF15

型材 / SUS Tube

支架模组

快换

夹具组件

气动剪刀

真空组件

附件

# 滑动式气动剪刀 横向型 搭配刀头 Slide-off air nipper horizontal-type blades

型材 · SUS Tube  
Profile · SUS Tube

支架模组  
Stents Module

快换  
Quick Changer

夹具组件  
Grip Module

气动剪刀  
Air Nipper

真空组件  
Vacuum Module

附件  
Accessory Components

AD

**树脂用立体双面带刃刀头 Lift blades for plastic** Plastic

AD/ 双面连接浇口的剪切。  
AD/ This is used for batch processing of the three-dimensional gate such as ride gate.

Model No.	Size (mm)			d1 (mm)	d2 (mm)	e (mm)	L (mm)	Weight (g)	Material	Application model
	a	b	f×g							
NY10AD	26.5	7.2	6×13	2.5	4.2	6	59.5	31	Special alloy steel	GT-NY10(-4) / NY10G(-4) / NF10 / NY10S
NY15AD	30	8.2	7×14	3	4.7	8	68	45	Special alloy steel	GT-NY15(-4) / NF15
NY25AD	35	10	8×17	4	6	9	81	75	Special alloy steel	GT-NY25(-6) / NY 25S

AH/  
RAH

**树脂用 L 型刀头 Crank blades for plastic** Plastic

AH/ 刀头前端成 L 型，有障碍物或浇口狭窄时有效。  
RAH/ AH的反刃刀头。  
AH/ This is a set of blades with a clamped cutting edge for plastic. It is effective when there are obstructions or the gate is narrow.  
RAH/ This is a reverse bevel of AH type used when installing the main units face-to-face.

Model No.	Size (mm)						Weight (g)	Material	Application model
	a	b	c	d	e	L			
NY05AH	31	19	5	10.5	5.5	62	37	Special alloy steel	GT-NY05(-4) / NF05
NY05RAH	30	12	5	10.5	5	61	31	Special alloy steel	GT-NY05R(-4) / NF05
NY10AH	33	20	5	12	8	66	43	Special alloy steel	GT-NY10(-4) / NY10G(-4) / NF10 / NY10S
NY15AH	38	21.5	5.5	13	11	76	63	Special alloy steel	GT-NY15(-4) / NF15
NY15RAH	35	13.2	5.5	13	9	73	52	Special alloy steel	GT-NY15R(-4) / NF15
NY25AH	46	24	6	17	13	92	110	Special alloy steel	GT-NY25(-6) / NY 25S
NY25RAH	42	16	6	16	12	88	89	Special alloy steel	GT-NY25R(-6) / NY 25S

BJ/  
RBJ

**金属用直刀头 Straight thin blades for metal** Metal

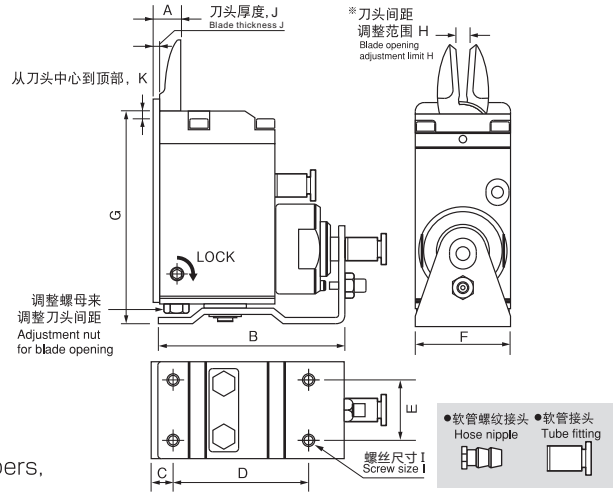
BJ/刀刃水平，无倾斜角，可垂直剪切。 RBJ/BJ的反刃刀头。  
BJ/ This is a set of vertical blades with an unbeveled cutting edge for metal. RBJ/ This is a reverse bevel of BJ type.

Model No.	Size (mm)						Weight (g)	Material	Application model
	a	b	c	d	e	L			
NY05BJ	22	7	5	10.5	4	53	22	Special alloy steel	GT-NY05(-4) / NF05
NY05RBJ	22	7	5	10.5	4	53	22	Special alloy steel	GT-NY05R(-4) / NF05



# 滑动式气动剪刀NT系列 纵向型 GT-NT03/05/10/20 Slide-Off Air Nippers Vertical-type

# NT



刀刃开口大小可微调，确保剪切面不产生碎屑。  
 刀头不正刃反刃，可同时对应[推出型]和[拉回型]本体。  
 Blade gape is adjustable,  
 and fine adjustments are easy to make after mounting the nippers,  
 ensuring clean, unblemished cut surfaces.

Capacity $\phi$ (mm) Soft Plastic Hard Plastic	Model No.	Size (mm)											Air Consumption (cm <sup>3</sup> /str)	Weight (g)	Slide Direction/ Distance (mm)	Spec. & Size of the Hose Port		
		A	B	C	D	E	F	G	H	I	J	K				W/hose nipple	Hose I.D.	
1.5 1.0	GT-NT03													27	178	Pull 0~3	W/hose nipple	Hose I.D. $\phi$ 2.5mm
1.5 1.0	GT-NT03R	9	62	7	43	14	19	68.1	1.5~3	M3	2	5	27	178	Push 0~3	W/tube fitting	Hose I.D. $\phi$ 2.5XO.D. $\phi$ 4mm	
1.5 1.0	GT-NT03-4												27	178	Pull 0~3			
1.5 1.0	GT-NT03R-4												27	178	Push 0~3			
2.5 1.5	GT-NT05												47	325	Pull 0~3	W/hose nipple	Hose I.D. $\phi$ 2.5mm	
2.5 1.5	GT-NT05R	9	64	7	45	20	32	71.1	3~6	M4	2	5	47	325	Push 0~3	W/tube fitting	Hose I.D. $\phi$ 2.5XO.D. $\phi$ 4mm	
2.5 1.5	GT-NT05-4												47	325	Pull 0~3			
2.5 1.5	GT-NT05R-4												47	325	Push 0~3			
3.5 2.3	GT-NT10												82	515	Pull 0~3	W/hose nipple	Hose I.D. $\phi$ 2.5mm	
3.5 2.3	GT-NT10R	11	73	8	53	24	38	88.1	4~7	M4	2	5	82	515	Push 0~3	W/tube fitting	Hose I.D. $\phi$ 4XO.D. $\phi$ 6mm	
3.5 2.3	GT-NT10-6												82	515	Pull 0~3			
3.5 2.3	GT-NT10R-6												82	515	Push 0~3			
5.0 3.4	GT-NT20												203	930	Pull 0~8	W/hose nipple	Hose I.D. $\phi$ 4mm	
5.0 3.4	GT-NT20R	14	103	10	80	28	44	102.1	4.5~9	M5	2	6	203	930	Push 0~8	W/tube fitting	Hose I.D. $\phi$ 4XO.D. $\phi$ 6mm	
5.0 3.4	GT-NT20-6												203	930	Pull 0~8			
5.0 3.4	GT-NT20R-6												203	930	Push 0~8			

※Blade opening adjustment limit (H) is the dimension adjusted for standard blade (AJ type). ※Air Pressure...0.4~0.5 MPa

## 滑动式气动剪刀 纵向型 搭配刀头 Slide-off air nipper vertical-type blades

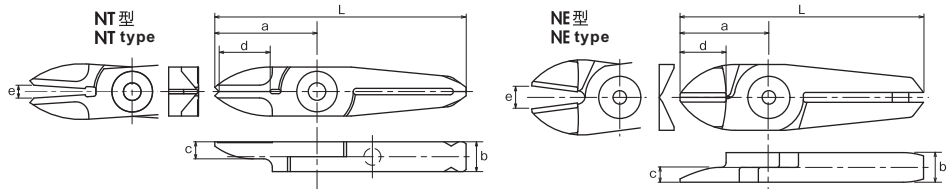
AJ/AJH  
AJB

**树脂用直刀头 Straight blades for plastic**

AJ/刀刃水平，无倾斜角，可垂直剪切。AJH/AJ的加硬刀头（硬质合金）提高耐用性。AJB/AJ的加硬刀头（超硬碳钢），用于剪切硬塑料或含有玻璃纤维的塑料，提高耐用性。

AJ/ This is a set of vertical blades with an unbeveled cutting edge. You can apply it at a right angle to the gate. AJH/ This has a brazed high-speed steel tip suitable for cutting hard plastic. AJB/ This has a brazed carbide tip used for cutting hard plastic or plastic containing glass fiber. Improved durability.

**Plastic**



Model No.	Size (mm)						Weight (g)	Material	Application model
	a	b	c	d	e	L			
NT03AJ	24	7	4	11	3	59	20	Special alloy steel	GT-NT03 type
NT05AJ	29	7	5	15	6	65	30	Special alloy steel	GT-NT05 type
NT05AJH	29	7	5	15	6	65	30	High Speed Steel	
NT05AJB	29	7	5	15	6	65	30	Sintered Alloy	GT-NT10 type
NE5AJ	24	7	3.5	12	6	60	35	Special alloy steel	
NT10AJ	35	9	6	17	7	82	62	Special alloy steel	GT-NT20 type
NT10AJH	35	9	6	17	7	82	76	High Speed Steel	
NT10AJB	35	9	6	17	7	82	76	Sintered Alloy	
NE10AJ	27	9	4.5	12	7	74	70	Special alloy steel	
NT20AJ	40	12	6	20	9	97	120	Special alloy steel	
NT20AJH	40	12	6	20	9	97	120	High Speed Steel	
NT20AJB	40	12	6	20	9	97	120	Sintered Alloy	



型材 · SUS Tube  
支架模组

Stents Module

快速更换  
Quick Changer

夹具组件  
Grip Module

气动剪刀  
Air Nipper

真空组件  
Vacuum Module

附件  
Accessory Components

# 滑动式气动剪刀 纵向型 搭配刀头 Slide-off air nipper vertical-type blades

型材  
钢管  
Profile  
SUS Tube

支架  
模组  
Stents  
Module

快换  
Quick  
Changer

夹具  
组件  
Grip  
Module

气动  
剪刀  
Air  
Nipper

真空  
组件  
Vacuum  
Module

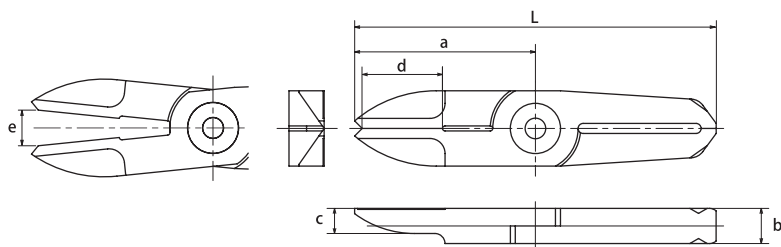
附件  
Accessory  
Components

## AJL

### 树脂用加长直刀 Straight long blades for plastic

AJL/AJ的刀刃加长型，刀头与浇口距离较远时有效。  
AJL/ This is a long type set of straight blades. This is useful when there is distance between the nippers and the gate cut portion of the workpiece.

Plastic



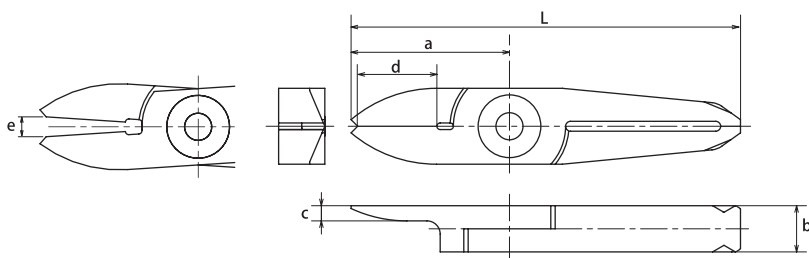
Model No.	Size (mm)						Weight (g)	Material	Application model
	a	b	c	d	e	L			
NT05AJL	36	7	5	15	7	72	39	Special alloy steel	GT-NT05 type
NT10AJL	47	9	6	17	9	94	62	Special alloy steel	GT-NT10 type
NT20AJL	57	12	6	20	12	114	156	Special alloy steel	GT-NT20 type

## AJT

### 树脂用薄刃直刀 Thin, straight blades for plastic

AJT/AJ的薄刃直刀，高精度剪切，不留残余物。  
AJT/ This is a set of straight blades with a thin cutting edge. It can cleanly finish cross sections without remnants.

Plastic



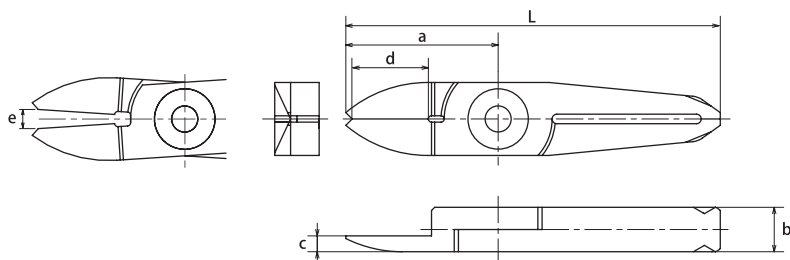
Model No.	Size (mm)						Weight (g)	Material	Application model
	a	b	c	d	e	L			
NT03AJT	24	7	2.3	11	3	59	19	Special alloy steel	GT-NT03 type
NT05AJT	29	7	3	15	6	65	29	Special alloy steel	GT-NT05 type
NT10AJT	35	9	4	17	7	82	65	Special alloy steel	GT-NT10 type

## AJY

### 树脂用薄型直刀(靠近浇口) Thin, straight blades for plastic

AJY/ 当相对的浇口之间的宽度太短并且刀头因为它的厚度不能进入时，这是有效的。  
AJY/ This is effective when the width between the opposing gates is too short and the thickness of the blades will not go in.

Plastic



Model No.	Size (mm)						Weight (g)	Material	Application model
	a	b	c	d	e	L			
NT03AJY	24	7	2.5	11	3	59	19	Special alloy steel	GT-NT03 type
NT05AJY	29	7	5	15	6	65	29	Special alloy steel	GT-NT05 type
NT10AJY	35	9	4	17	7	72	82	Special alloy steel	GT-NT10 type



# 滑动式气动剪刀 纵向型 搭配刀头 Slide-off air nipper vertical-type blades

型材 / SUS Tube

支架模组

快换

夹具组件


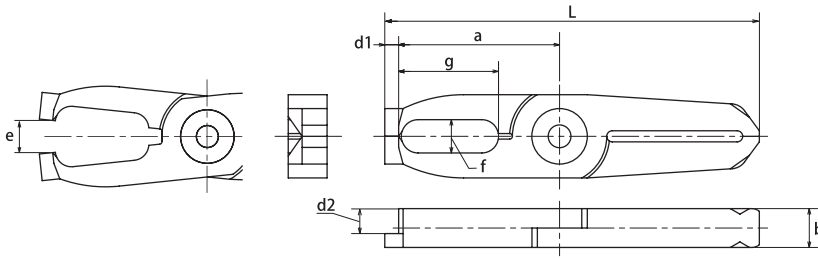
气动剪刀

真空组件

附件

**AD** 树脂用立体双面带刃刀头 **Lift blades for plastic** **Plastic**


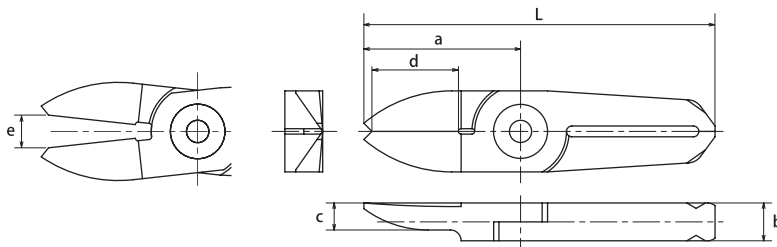
AD/ 处理搭接浇口有效。  
AD/ This is used for batch processing of the three-dimensional gate such as ride gate.

Model No.	a	Size (mm) b	f×g	d1 (mm)	d2	e (mm)	L (mm)	Weight (g)	Material	Application model
NT05AD	31.5	7	6×18	2.5	4.5	6	67.5	37	Special alloy steel	GT-NT05 type
NT10AD	39	9	8×21.5	4	5	7	86	65	Special alloy steel	GT-NT10 type
NT20AD	46	12	9×24.5	6	7	9	103	141	Special alloy steel	GT-NT20 type

**AJV** 树脂用 V 刃直刀 **V shaped straight blades for plastic** **Plastic**


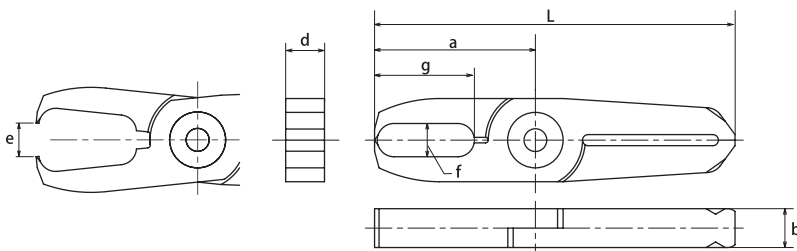
AJV/处理曲面浇口或剪切后必须无残留时有效。  
AJV/ This is suitable for gate processing when the cross section is curved or the cut end must not be left.

Model No.	a	b	Size (mm) c	d	e	L	Weight (g)	Material	Application model
NT05AJV	29	7	5	15	6	65	29	Special alloy steel	GT-NT05 type
NT10AJV	35	9	6	17	7	82	63	Special alloy steel	GT-NT10 type

**AE** 树脂用剪钳刀头 **Nipping blades for plastic** **Plastic**

AE/处理直接浇口和搭接浇口时有效。  
AE/ Used for processing plastic gates such as ride gates and discard gates.

Model No.	a	b	Size (mm) f×g	d	e	L	Weight (g)	Material	Application model
NT05AE	29	7	6×18	7	6	65	36	Special alloy steel	GT-NT05 type
NT10AE	35	9	8×21.5	9	7	82	75	Special alloy steel	GT-NT10 type

# Thrust-Cut Air Nipper

## 推刀式气动剪刀 GT-NK10 Thrust-Cut Air Nipper

型材 · SUS Tube

支架模组

快换

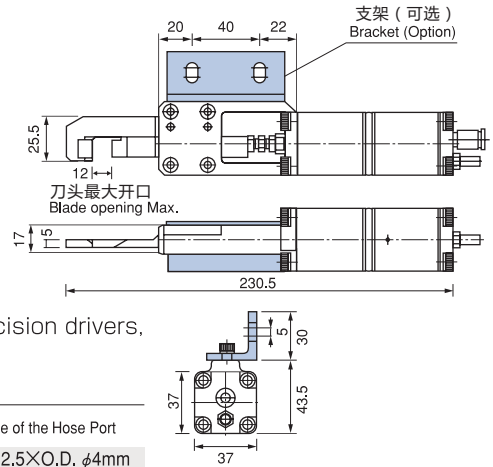

夹具组件

气动剪刀

真空组件

附件

# NK



该气剪可以配合脚踏开关或高精度机器切割薄膜浇口。  
从薄端切割，防止切割边缘周围的皱褶。


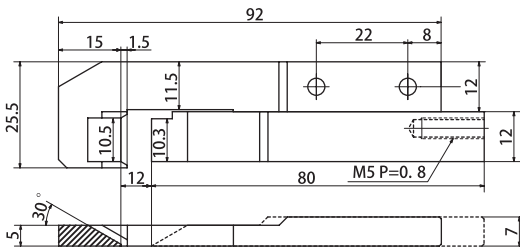
These nippers are equipped with a foot switch and are linked to high precision drivers, enabling the cutting of film-shaped gates from the thin end, preventing wrinkles around the cut.

Capacity $\phi$ (mm) ABS Plastic	Model No.	Air Consumption (cm <sup>3</sup> /str.)	Air Pressure (MPa)	Weight (g)	Applied Pressure (N)	Spec. & Size of the Hose Port
5	<b>GT-NK10</b>	110	0.4~0.5	800	735	Hose I.D. $\phi$ 2.5×O.D. $\phi$ 4mm

·Hose Coupling: I.D.  $\phi$ 4 × O.D.  $\phi$ 6 mm ·Piston stroke··Max.12 mm

## 推刀式气动剪刀专用刀头 Thrust-Cut Air Nipper blades

<b>NK10AJ</b>	<b>推刀式气动剪刀专用刀头 Thrust-Cut Air Nipper blades</b>	<b>Plastic</b>
	这是一组专用的GT-NK10 刀头。适合处理附在机器人手上的薄膜浇口。 This is a dedicated set of blades for GT-NK10. Suitable for processing of film gates attached to robot hands	



Model No.	Size (mm)	Shape	O.A.L. (mm)	Weight (g)	Material	Application model
NK10AJ	As above	For metal cutting (Knife type)	95	96	Special alloy steel	GT-NK10

## 相关产品 Related items

### 定时控制器 GT-TC-02 Timing Controller

# TC

调节螺丝钉  
(0.5秒到1.5秒)  
Adjusting Screw  
(0.5~1.5 sec.)



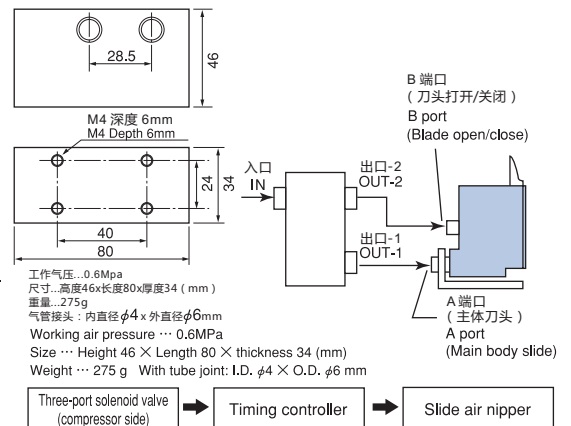
通过在气源和气动剪刀之间安装此控制器，  
可以调整本体滑动和刀头剪切时间。  
(大约0.5秒到1.5秒)

Connected between the compressor and the air nippers,  
the timing controller enables adjustments to the slide and cutting timing.  
(Approximately 0.5 seconds to 1.5 seconds)

Connectable nippers (Reference)

No. GT-	NY05	NY10	NY15	NY25	NT03	NT05	NT10	NT20	NB20	NB30	NB20LW	NB30LW
Connectable unit	4	3	1	1	6	4	2	1	2	1	2	1


(pcs)



## 气动加热推刀 Heat Air Nippers

气动加热推刀，切割透明产品时，可以有效的抑制裂纹，使切割面更加美观。


These air nippers are connected to a heater to suppress cracks and whitening of clear materials such as acrylic.  
The gate is slowly melted as it's cut, resulting in a clean, unblemished cut surface.



# 油压辅助型气动剪刀 (推刀式) GT-NKH20XL-25/NKH20XR-25 Heat Air Nippers (Air Hydro Type)

刀头电镀处理, 防止融化树脂附着。  
特殊加工, 提高刀头耐用性。  
刀头单元一体化, 与传统型号相比更容易更换。

Highly durable PTFE Plating blades; melted resin does not adhere to them.  
Improved durability of blades with High-Speed chip brazed.  
Easier blade replacement than conventional models; take out the blade unit and exchange with the new one.



- 需要另外购买液压控制器。  
可定制刀头长度和气缸大小。
- Requires separately sold Hydro Controller.
  - Custom-made blade lengths and cylinder capacities available.

Model No.	Cutting Capacity φ (mm) Acrl	Blade Edge Temp. (MAX °C)	Air Consumption (cm <sup>3</sup> /str.)	Piston Stroke (mm)	Weight (g)
GT-NKH20XL-25/NKH20XR-25	10x1.5	180	60	10	690

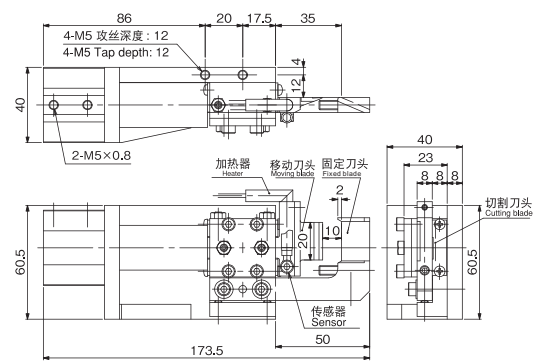
• Air Pressure: 0.6MPa • Working air hose inner diameter: 4mm  
※ The above weight is only a product, excluding the weight of heater and sensor.  
※ 200V AC/220V AC/240V AC heaters are also available to order.  
※ Included heater: HTL-28.5-6.25-300L 80W1H (80W/100V) Cord length 300mm Recommended temp. 140°C Weight: 13g  
• Included temperature sensor: SNO-300L-H Thermal couple type K Recommended temp. 140°C Cord length 300mm Weight: 7g

### Blades Specifications

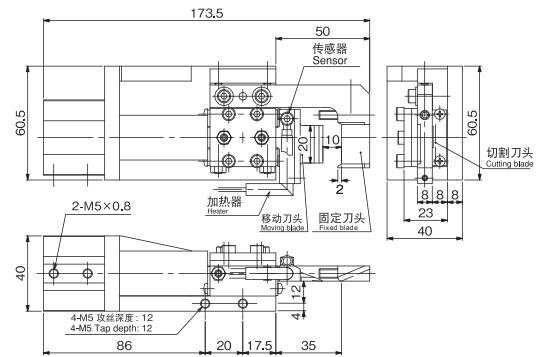
Material	Blade Shape	Blade Opening (mm)	Cutting blade effective (mm)	Weight (g)
Special Alloy Steel	Knife type (resin)	10	20	125

- Option Parts**
- Hydro-converter (Recommended: KOGANEI AHC 32×50)  
Working fluid: Petroleum hydraulic fluid or turbine oil with antifoaming agent additive (VG22~100)
  - Temperature controller (DTC-001)

### NKH20XL-25




### NKH20XR-25



# 油压辅助型气动剪刀 (推刀式) GT-NKH20A/20AR Heat Air Nippers (Air Hydro Type)

气动+油压控制确保强大剪切能力。  
适用于光学树脂镜片等产品的高精度剪切。

Air-hydro cylinders produce high power from air and oil.  
These units are ideal for high precision cuts required for products such as optical resin lenses.



- 需要另外购买液压控制器。  
可定制刀头长度和气缸大小。
- Requires separately sold Hydro Controller.
  - Custom-made blade lengths and cylinder capacities available.

Model No.	Cutting Capacity φ (mm) Acrl	Blade Edge Temp. (MAX °C)	Air Consumption (cm <sup>3</sup> /str.)	Piston Stroke (mm)	Weight (g)
GT-NKH20A-25/20AR-25	10x1.5	180	60	10	720

• Included heater • Included temperature sensor  
• Air Pressure: 0.6MPa • Working air hose inner diameter: 4mm  
※ 200V/240V heaters are also available to order.

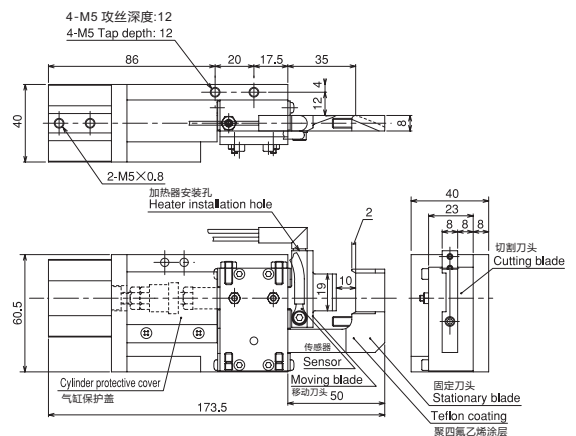
### Blades Specifications

Material	Blade Shape	Blade Opening (mm)	Cutting blade effective (mm)	Weight (g)
Special Alloy Steel	Knife type (resin)	10	19	125

- Option Parts**
- Hydro-converter (Recommended: KOGANEI AHC 32×50)  
Working fluid: Petroleum hydraulic fluid or turbine oil with antifoaming agent additive (VG22~100)
  - Temperature controller (DTC-001)

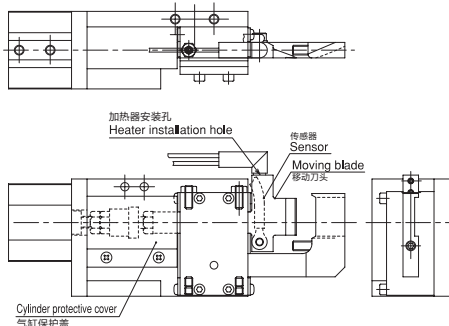
### GT-NKH20A-25 (正刃)

#### GT-NKH20A-25 (Forward-facing blades)



### GT-NKH20AR-25 (反刃)

#### GT-NKH20AR-25 (Backward-facing blades)



型材  
SUS Tube

支架  
Stents Module

快换  
Quick Changer

夹具  
Grip Module

气动  
Air Nipper

真空  
Vacuum Module

附件  
Accessory Components

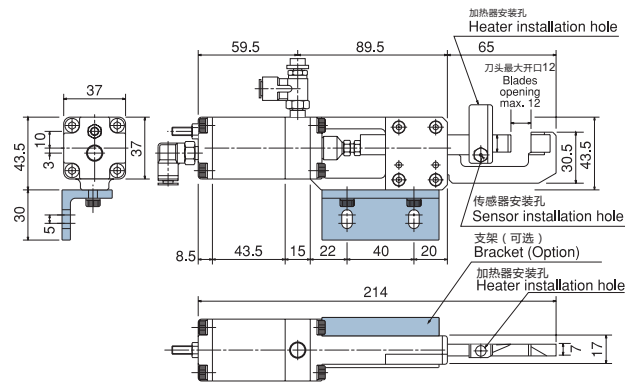



# 加热剪刀 GT-NKH10 Heat Air Nippers

# NKH

调整剪切速度和刀刃温度，达到最佳剪切效果，对于各种高精度剪切。

Speed control of cut speed and heater temperature allows for variable cutting surface solutions for extremely high precision cutting demands.



型材 / SUS Tube  
钢管

支架模组  
Stents Module

Model No.	Cutting Capacity φ (mm) Acril	Blade Edge Temp. (MAX °C)	Cutting Cycle (sec/cut)	Air Consumption (cm <sup>3</sup> /str.)	Piston Stroke (mm)	Weight (g)
<b>GT-NKH10</b>	7x1.5	200	4~5	73	12	715

### Blades Specifications

Model No.	Material	Blade Shape	Blade Opening (mm)	Cutting blade effective (mm)	Weight (g)
<b>NKH10AJ/NKH10RAJ</b>	Special Alloy Steel	Knife type (resin)	12	10	137

快换  
Quick Changer

夹具组件  
Grip Module

- Included heater: 80W/120V Cord length: 300mm
- Included temperature sensor: Thermal couple type K (Nickel-Chromium/Nickel-Aluminum) Cord length: 1,000mm
- Air Pressure: 0.5~0.6MPa

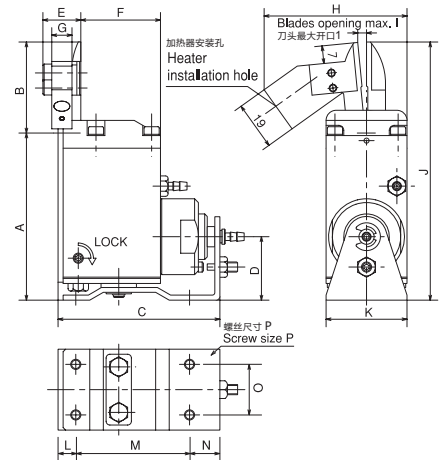
Option Parts •Temperature controller (DTC-001)

# 滑动式加热剪刀/刀头 Heat Air Nippers GT-NTH05/10 Heat Air Nippers (Vertical sliding type)

# NTH

单边刀刃固定+本体滑动，保证刀刃与浇口精确对齐。

One blade is fixed in position, facilitating easy gate alignment. In addition, a slide function presses the product into position.



气动剪刀  
Air Nipper

真空组件  
Vacuum Module

附件  
Accessory Components

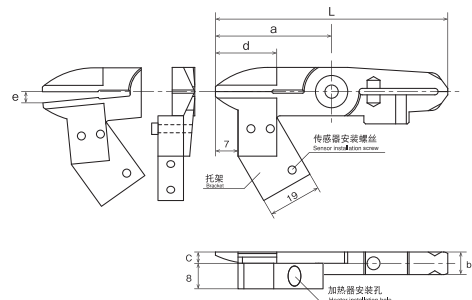
Model No.	Cutting Capacity φ (mm) Acril	Blade Edge Temp. (MAX °C)	Cutting Cycle (sec/cut)	Air Consumption (cm <sup>3</sup> /str.)	Slide Distance (mm)	Weight (g)	Dimensions (mm)															
							A	B	C	D	E	F	G	H	I	J	K	L	M	N	O	P
<b>GT-NTH05</b>	2.5	200	4~5	47	0~3	325	66.1	36	64	25.1	15	31.5	8	56.5	3.5	102.1	32	7	45	12	20	M4
<b>GT-NTH10</b>	3.5	200	4~5	82	0~3	515	83	47	73	29	16.2	37.5	8	63	4.5	130	38	8	53	12	24	M4

- Included heater: 80W/120V Cord length: 300mm
- Included temperature sensor : Thermal couple type K (Nickel-Chromium/Nickel-Aluminum) Cord length: 1,000mm
- Air Pressure: 0.4~0.5MPa

### Blades Specifications

Model No.	Material	a (mm)	b (mm)	c (mm)	d (mm)	e (mm)
<b>NTH05AJ</b>	Special Alloy Steel	36	7	3.5	15	3.5
<b>NTH10AJ</b>	Special Alloy Steel	47	9	4.7	17	4.5

Model No.	L (mm)	Weight (g)	Cutting Capacity φ (mm) Acril	Setting temp. (MAX °C)	Application model
<b>NTH05AJ</b>	72	40	2.5	200	GT-NT05(-4)/GT-NT05R(-4)
<b>NTH10AJ</b>	94	88	3.5	300	GT-NT10(-6)/GT-NT10R(-6)



HTH type blade weight does not include heater and sensor.

Option Parts •Temperature controller (DTC-001)

# 台式温度控制器 Temperature Controller

## DTC-001 Benchtop Temperature Controller

型材 · SUS Tube

支架模组

快换

夹具组件

气动剪刀

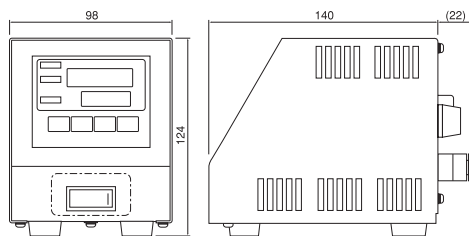
真空组件

附件

# DTC

加热元件可以直接连接到主机，在布线安装的过程中节省人力。结构小巧，方便携带，可随时更换工作场所。

The heating element can be connected directly to the main unit, a useful feature that saves labor during wiring installation. Compact construction enables the unit to be easily carried, allowing for changing the work site at any time.



在订购时请告知加热剪刀型号  
Please inform us of the product number of the heat nipper when placing an order.

Model No.	Temperature range Thermocouple K (C)	Power supply (V)	Power consumption (with 100 VAC input)	Ambient temperature and humidity (C)	Protection fuse	Weight (g)
DTC-001	0~200	AC100~240	Approx. 3W (Approx. 5VA) (With no load)	0~40 RH35~85% (No condensing)	One 1.5A fuse is incorporated.	900

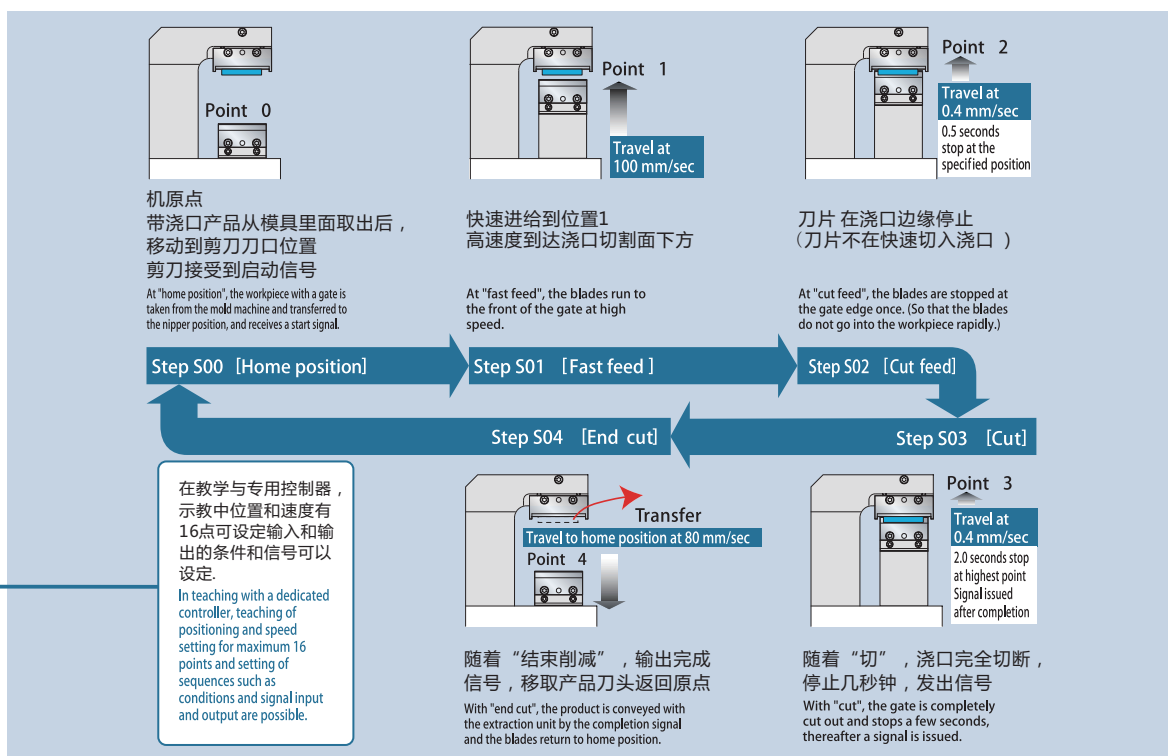
※Please ensure the input voltage in prior to operation as it is directly connected to the heater.

Option Parts · Power supply cable : Model No. DTC-001-□-□

- : Cable for connection to the terminal block is necessary to be included.
- : (N/A) Cable not necessary.
- : 2m power cable w/ Japanese type plug (A-type)
- : 2m power cable w/ European type plug (C-type)
- : (N/A) Cable not necessary.

## 专用控制器 (可供选择) Special Controller (optionally available)

### 浇口切割案例 Practical example of gate-cut



### 输入数据的实例 Practical example of input data

Teaching content		Home position	Fast feed	Cut feed	Cut	End cut
定义点 Point data	点编号 Point No.	0	1	2	3	4
	位置 Positioning (*)	Home position	Leaving 7 mm	Leaving 0.5 mm	Maximum	value
	速度设定 Speed setting	-	100 mm/sec	0.4 mm/sec	0.4 mm/sec	80 mm/sec
	推力设定 Pushing force setting	-	-	-	-	-
	加速度设定 Acceleration setting	-	-	-	-	-
序列数据 Sequencer data	步骤编号 Step No.	S00	S01	S02	S03	S04
	等待定位完成 Waiting for positioning to complete	-	-	-	-	-
	等待外部输入 Waiting for external input conditions	-	-	-	-	-
	延时定时器 Delay timer	-	-	0.5sec	2.0sec	-
	外部输出 Specified external output	-	-	-	ON	-

(\*) Input of positioning is actually done with a numerical value.



## 气动剪刀（剪切和压接）

### Air Nippers For Cutting and Crimping

高剪切力场合

剪切直径23mm至75mm尺寸范围内圆柱产品

此型号在切割和压接场合广泛使用

A tough body for hard jobs.

With a frame diameter range of 23mm to 75mm, this product line was developed by piston size.

These models are ideal for a broad spectrum of cutting and crimping work.



# Air Nippers

## 方型气动剪刀(自动化剪切用) GT-NS3/5/7/10L/20/30 Square Air Nippers

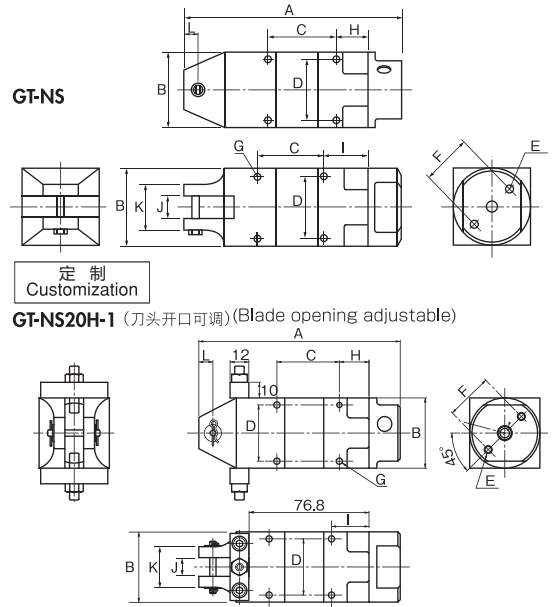
# NS

刀头种类丰富, 可对应各种树脂成型的浇口剪切, 自动化焊接及线材卷线机的线切割。

VESSEL provides a generous selection of blades for all wire cutting needs, including resin product gate cuts and automatic welding equipment.



- 进气口的位置可以旋转180度。
- 提供两个进气口, 因此可以根据安装位置进行自由切换。
- The main body end is 180° rotatable.
- Two suction (intake) ports are provided, and so the suction position can be optionally changed depending on the mounting place.



Capacity $\phi$ (mm)			Model No.	Size (mm)											Air Consumption (cm <sup>3</sup> /str.)	Air Pressure (MPa)	Weight (g)	Hose coupling		
Soft Plastic	Hard Plastic	Copper		A	B	C	D	E	F	G	H	I	J	K					L	
2.0	1.0	0.5	GT-NS3	110	23	40	19	M3 Depth8	17	M3 Depth3.5	19	24	7	23	7	45	0.4~0.5	95	Rc1/8	
2.0	1.0	0.5	GT-NS5	94	30	30	24	M4 Depth10	20	M3 Depth5	14	19	7	23	7	64	0.4~0.5	135		
3.0	2.0	1.6	1.0	GT-NS7	113	36	30	28	M4 Depth10	24	M4 Depth5.5	18	23	9	23	7	116	0.4~0.5		215
4.0	2.6	1.8	1.2	GT-NS10L	113	36	30	28	M4 Depth10	24	M4 Depth5.5	18	23	12	26	7	116	0.4~0.6		215
7.0	5.0	2.6	2.0	GT-NS20	129	45	40	36	M5 Depth12	30	M4 Depth7	19	24	12	26	9	230	0.5~0.6		370
10.0	6.5	3.3	2.8	GT-NS30	170	56	60	46	M6 Depth12	40	M5 Depth10	20	30	17	36	15	584	0.5~0.6		685
7.0	5.0	2.6	2.0	GT-NS20H-1	129	45	40	36	M5 Depth12	30	M4 Depth7	19	24	12	26	9	230	0.5~0.6		455

\*Air hose inner dia. : 5mm \*Overall length/Weight: Accessories not included.

※Before mounting of exclusive/automatic machines, check the following product dimensions. (Frame O.D., screw dia. (screw to screw) dimensions, etc.)

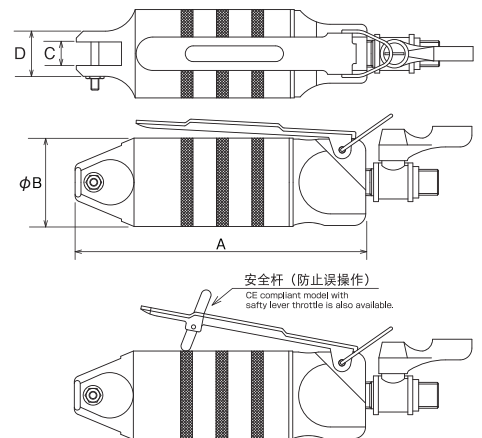
※Model GT-NS50 is a special order item. Please contact VESSEL for details.

## 手持式气动剪刀 (手动剪切用) GT-N3/5/7/10/12/20/30/50 Hand Held Air Nippers

# N

为满足生产工序的各种需求, 可特殊定做刀头, 提高生产效率, 降低工人操作疲劳。

VESSEL's special order blades provide solutions for a virtually unlimited range of needs, leading to safer, and more efficient work with less fatigue.



- N20,N30 和N50有空气旋塞。
- N20, N30 and N50 have the air cock.

Capacity $\phi$ (mm)			Model No.	Size (mm)				Air Consumption (cm <sup>3</sup> /str.)	Air Pressure (MPa)	Weight (g)	Body	Hose coupling	
Soft Plastic	Hard Plastic	Copper		A	B	C	D						
2.0	1.0	0.5	GT-N3	112	23	7	14	45	0.4~0.5	95	Rc1/8	R1/4	
2.0	1.0	0.5	GT-N5	103	30	7	17	64	0.4~0.5	135	Rc1/8		
3.0	2.0	1.6	1.0	GT-N7	123	34	9	17	116	0.4~0.5	180		Rc1/4
4.0	2.6	1.8	1.2	GT-N10	132	34	9	17	116	0.4~0.5	185		Rc1/4
4.5	4.0	2.3	1.7	GT-N12	142	36	12	20	116	0.5~0.6	210		Rc1/4
7.0	5.0	2.6	2.0	GT-N20	156	45	12	23	230	0.5~0.6	375		Rc1/4
10.0	6.5	3.3	2.8	GT-N30	193	56	17	30	584	0.5~0.6	625		Rc1/4
		5.5	4.5	GT-N50	237	75	25.2	43	1,170	0.5~0.6	1,220		Rc1/4

\*Hose coupling: R 1/4 \*Air hose inner dia. : 5mm \*Overall length: Accessories, Hunger not included. \*Weight: Accessories not included.

Blade is  $\square$  Blade is optional.

型材 · SUS Tube

支架模组

快换

夹具组件

气动剪刀

真空组件

附件

# Air nippers

## 圆型气动剪刀(自动化剪切用) GT-NR3/5/7/10L/20/30/50 Air Nipper Round-Type without Lever

# NR

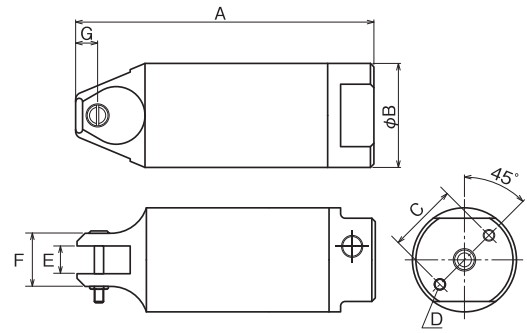
NR20本体两面含有位置安装刻度表。

The Nr20 body contains the installation scale of two sides.



- 进气口位置可以旋转180度。
- 提供两个进气口，因此可以根据安装位置进行切换。

- The main body end is 180° rotatable.
- Two suction (intake) ports are provided, the suction position can be optionally changed depending on the mounting plate.



Soft Plastic	Hard Plastic	Copper	Steel	Model No.	A	B	C	Size (mm) D	E	F	G	Air Consumption (cm³/str.)	Air Pressure (MPa)	Weight (g)	Hose coupling
2.0		1.0	0.5	GT-NR3	110	23	17	M3 Depth8	7	14	7	45	0.4~0.5	70	Rc1/8
2.0		1.0	0.5	GT-NR5	94	30	20	M4 Depth10	7	17	7	64	0.4~0.5	110	
3.0	2.0	1.6	1.0	GT-NR7	113	34	22	M4 Depth10	9	17	7	116	0.4~0.5	150	
4.0	2.6	1.8	1.2	GT-NR10L	113	36	24	M4 Depth10	12	20	7	116	0.4~0.6	215	
7.0	5.0	2.6	2.0	GT-NR20	129	45	30	M5 Depth12	12	23	9.5	230	0.5~0.6	280	
10.0	6.5	3.3	2.8	GT-NR30	165	56	40	M6 Depth12	17	30	10.5	584	0.5~0.6	505	
12.0	6.5	5.5	4.5	GT-NR50	222	75	50	M8 Depth12	25.2	43	15	1,170	0.5~0.6	1,190	

• Air hose inner dia. : 5mm • Overall length/Weight: Accessories not included.

※Before mounting of exclusive/automatic machines, check the following product dimensions. (Frame O.D., screw dia. (screw to screw) dimensions, etc.)

## GT-NR 用固定架 GT-NR10LST/20ST/30ST/50ST Stand

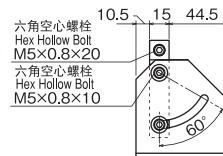
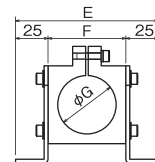
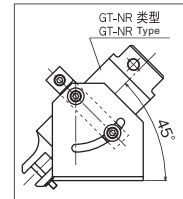
安装在直浇道或自动机上的固定金属架。  
可以调整安装角度 (0~60度)

Stands for installing air nippers.  
The angle is easily adjustable.

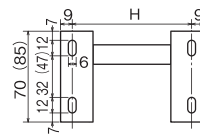


安装实例

Mounting example



六角空心螺栓  
Hex Hollow Bolt  
M5×0.8×20  
六角空心螺栓  
Hex Hollow Bolt  
M5×0.8×10



( ) 中的图是用于 NR50ST 的  
Figures in ( ) are for the NR50ST

Model No.	E	Size (mm) F	G	H	Weight (g)
NR10LST	102	52	36	84	335
NR20ST	110	60	45	92	385
NR30ST	130	80	56	112	535
NR50ST <span style="border: 1px solid black; padding: 1px;">Option</span>	150	100	75	132	835

## 增压器 P-10L/20/30/50 Powerful Intensifiers (With Extra pressure Booster)

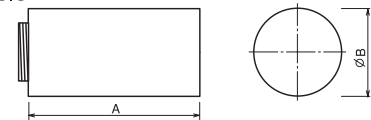
该设备可在因空间或空气压力受限得不到足够压力时使用。

This unit is to be used in case the originally required pressure is not obtainable by the limit of space and air pressure.

# P



P-20



Capacity φ (mm)				Application model	Model No.	Size (mm)		Air Consumption (cm³/str.)	Air Pressure	Weight (g)
Soft Plastic	Hard Plastic	Copper	Steel			A	B			
5.0	4.0	2.6	1.6	NS10L, NR10L, N12	P-10L	71	36	223	Up to 0.5MPa	115
8.0	6.0	3.0	2.2	N20, NS20, NR20	P-20	87	45	508	Up to 0.5MPa	215
13.0	7.0	4.8	4.0	N30, NS30, NR30	P-30	92	56	956	Up to 0.5MPa	330
		6.5	5.5	N50, NR50	P-50	133	75	2,670	Up to 0.5MPa	840

• Above figures of overall length and the weight are defined for the extra booster specs only. And these figures in the installation.

Blade is optional.

型材 / SUS Tube

支架模组

快换

夹具组件

气动剪刀

真空组件

附件

# Air nippers

## 复动式气动剪刀 GT-NWR10/20/30 GT-NWS1/10/20/30 Double Action Air Nippers

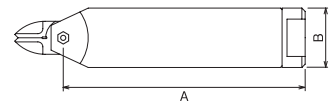
Patented

# NWR · NWS


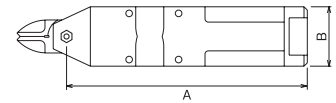
刀头的开合由空气活塞驱动。  
本体内不含活塞复位弹簧，便于维护。

Blade opening and closing is air piston driven.  
Having no spring mechanism in the main unit facilitates maintenance operations.

GT-NWR



GT-NWS



Model No.	Capacity $\phi$ (mm)			Air Consumption (cm <sup>3</sup> /str.)	Applied Pressure (N)	Air Pressure (MPa)	Size (mm)		Weight (g)
	Copper	Steel	ABS Plastic				A	B	
Double Action Air Scissors (Round Type without Lever)									
GT-NWR10	1.8	1.2	4.0	116	588	0.4~0.5	146	$\phi$ 36	280
GT-NWR20	2.6	2.0	6.5	230	1,372	0.5~0.6	165	$\phi$ 45	523
GT-NWR30	3.3	2.8	9.5	584	2,744	0.5~0.6	230.5	$\phi$ 56	980
Double Action Air Scissors (Square Type)									
GT-NWS1	1.0	0.5	2.0	45	294	0.4~0.5	95	23x20	116
GT-NWS10	1.8	1.2	4.0	116	588	0.4~0.5	146	36x36	356
GT-NWS20	2.6	2.0	6.5	230	1,372	0.5~0.6	165	45x45	610
GT-NWS30	3.3	2.8	9.5	584	2,744	0.5~0.6	230.5	56x56	1115

## 滑动式气动剪刀支架型 GT-NB20/30/20LW/30LW Slide-Off Air Nipper Bracket-Type

# NB

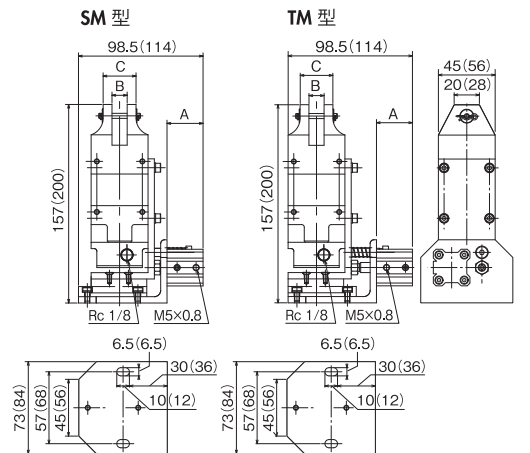
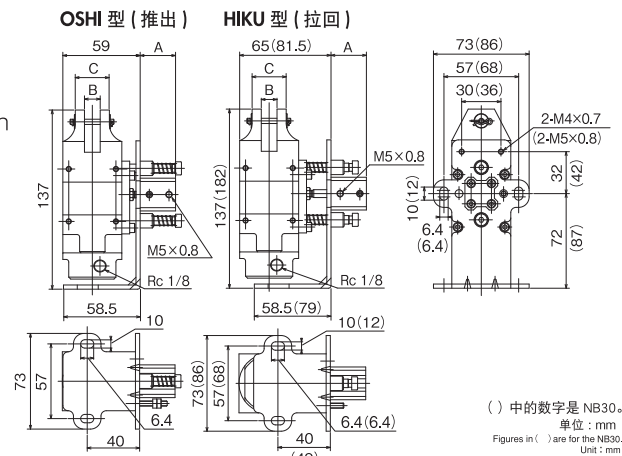
大型树脂产品剪切浇口时即使产生较大的冲击，本体也可以平稳的滑动，达到高精度剪切。

VESSEL has achieved smooth, continuous slide movement even for large diameter gate cuts, which produce a large shock at each cut.



**GT-NB20LW-10TM**  
Accurate slide function with slide stroke  
滑动座高精度型

**GT-NB20**



Model No.	Size (mm)			Slide Direction/ Distance (mm)	Weight (g)
	A	B	C		
GT-NB20 (5-OSHI)	22	12	26	Push 0~5	755
GT-NB20 (5-HIKU)	22	12	26	Pull 0~5	755
GT-NB20 (10-OSHI)	27	12	26	Push 0~10	755
GT-NB20 (10-HIKU)	27	12	26	Pull 0~10	755
GT-NB30 (10-HIKU)	28.5	17	36	Pull 0~10	1,420
GT-NB20LW-10TM	28.5	12	26	Pull 0~10	795
GT-NB30LW-10TM	29.5	17	36	Pull 0~10	1,315
GT-NB20LW-10SM	28.5	12	26	Push 0~10	795
GT-NB30LW-10SM	29.5	17	36	Push 0~10	1,325

Blade is optional.

型材  
钢管  
Profile  
SUS Tube

支架  
模组  
Stents  
Module

快换  
Quick  
Changer

夹具  
组件  
Grip  
Module

气动  
剪刀  
Air  
Nipper

真空  
组件  
Vacuum  
Module

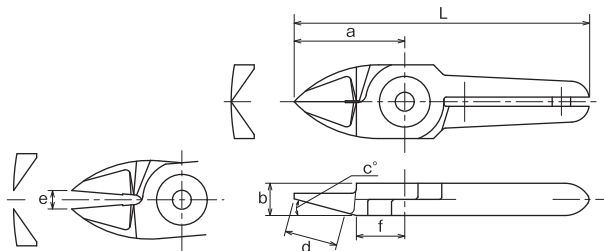
附件  
Accessory  
Components



# 标准刀头 树脂用 Air nipper standard blades for plastic

**AP** 树脂用标准刀头 **For plastic** Plastic

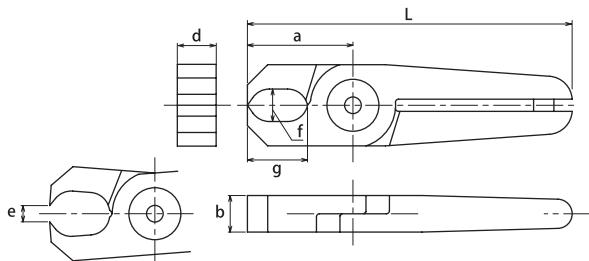
AP/树脂剪切用标准刀头。刀刃含有倾斜角度，确保剪切面无残留。  
AP/ This is a standard set of blades used to cut plastic. A broad, gentle curve is provided in the cross section for gate processing where the cut end must not be left. (The cutting edge is curved.)



Model No.	a	b	c(°)	Size (mm)			Weight (g)	Material	Application model	
N3AP	24	7	15	11.5	4	10.5	64	35	Special alloy steel	GT-N3 / NS3 / NR3
N5AP	24	7	15	11.5	4	10.5	64	40	Special alloy steel	GT-N5 / NS5 / NR5
N7AP	27	9	30	11.5	4	14.5	81	80	Special alloy steel	GT-N7 / NS7 / NR7
N10AP	27	9	30	11.5	5	14.5	91	85	Special alloy steel	GT-N10
N10LAP	35	12	15	16	5	15	89	120	Special alloy steel	GT-NS10L / NR10L
N12AP	35	12	15	16	5	15	105	135	Special alloy steel	GT-N12
N20AP	35	12	15	16	11	15	95	125	Special alloy steel	GT-NS20 / NR20 / N20 / NB20
N30AP	66	17	15	38	16	24	150	380	Special alloy steel	GT-NS30 / NR30 / N30 / NB30

**AE** 树脂用剪钳刀头 **Nipping blades for plastic** Plastic

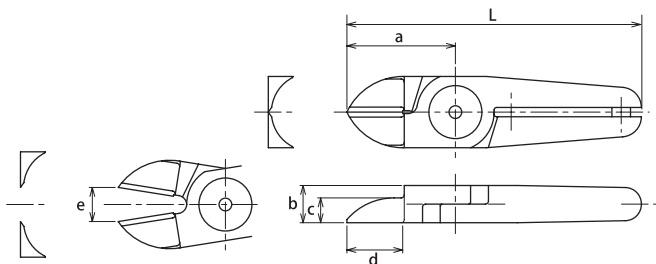
AE/ 处理直接浇口和搭接浇口时有效。  
AE/ Used for processing plastic gates such as ride gates and discard gates.



Model No.	a	b	Size (mm)		d	e	L	Weight (g)	Material	Application model
N3AE	20	7	6×11		7	3.5	60	35	Special alloy steel	GT-N3 / NS3 / NR3
N5AE	20	7	6×6.6		7	3.5	60	40	Special alloy steel	GT-N5 / NS5 / NR5
N7AE	26	9	8×14.8		9	4	80	85	Special alloy steel	GT-N7 / NS7 / NR7
N20AE	28	12	10×15.5		12	8	88	135	Special alloy steel	GT-NS20 / NR20 / N20 / NB20
N30AE	45	17	13×28		17	12	129	395	Special alloy steel	GT-NS30 / NR30 / N30 / NB30

**AJ** 树脂用直刀头 **Thin, straight blades for plastic** Plastic

AJ/ 树脂用直刀，刀刃不含倾斜角，可垂直剪切。  
AJ/ This is a set of vertical blades with an unbeveled cutting edge for plastic. You can apply it at a right angle to the gate.



Model No.	a	b	Size (mm)			Weight (g)	Material	Application model	
NW10AJ	30	9	6	14	5	85	76	Special alloy steel	GT-NWR10 / NWS10
N20AJ	35	12	8	18	11	95	125	Special alloy steel	GT-NS20 / NR20 / N20 / NB20
N20AJB	35	12	8	18	11	95	125	Sintered Alloy	GT-NS20 / NR20 / N20 / NB20
NW20AJ	40	12	6	21.5	8	100	142	Special alloy steel	GT-NWR20 / NWS20
N30AJ	52	17	8	28	11	136	370	Special alloy steel	GT-NS30 / NR30 / N30 / NB30
NW30AJ	55	17	8	29.5	11	140	368	Special alloy steel	GT-NWR30 / NWS30

型材 / SUS Tube

支架模组

快换

夹具组件

气动剪刀

真空组件

附件

# 标准刀头 树脂用 Air nipper standard/quasi-standard blades for plastic

型材  
钢管  
Profile / SUS Tube

支架  
模组  
Stents Module

快换  
Quick Changer

夹具  
组件  
Grip Module

气动  
剪刀  
Air Nipper

真空  
组件  
Vacuum Module

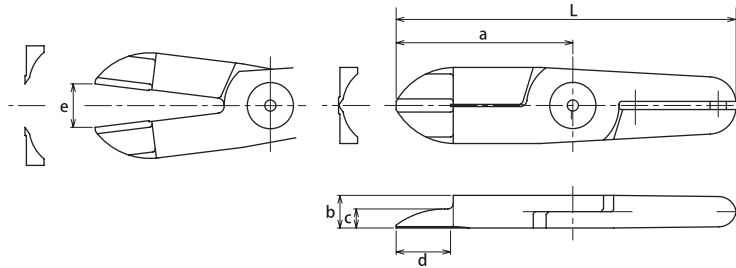
附件  
Accessory Components

**AJL/**  
Quasi-  
standard  
products

## 标准产品 树脂用直刀 Straight long blades for plastic

AJL/AJ的刀刃加长型，刀头与浇口距离较远时有效。  
N30AJL163 用于剪切宽大浇口。  
AJL/ This is a long type set of straight blades. This is suitable when there is distance between the nippers and the gate cut portion of the workpiece. N30AJL163 is useful for wide gate processing

Plastic



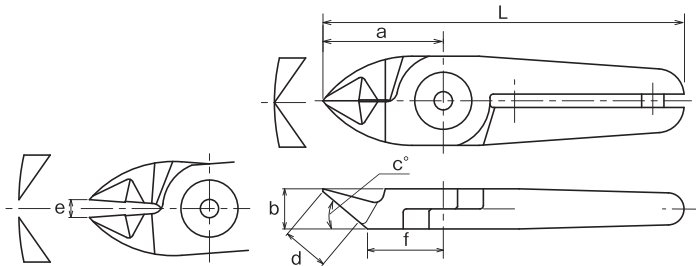
Model No.	Size (mm)						Weight (g)	Material	Application model
	a	b	c	d	e	L			
N10LAJ141	61	12	7	34	10	115	165	Special alloy steel	GT-NS10L / NR10L
N20AJL	65	12	7	20	16	125	230	Special alloy steel	GT-NS20 / NR20 / N20 / NB20
N20AB39	61	12	7	36	14	121	185	Special alloy steel	GT-NS20 / NR20 / N20 / NB20
N30AJ163	65	17	7	41	17.5	149	355	Special alloy steel	GT-NS30 / NR30 / N30 / NB30
N30AJL	75	17	8	25	19	159	470	Special alloy steel	GT-NS30 / NR30 / N30 / NB30

**PF**

## 树脂用平刀头 Flat blades for plastic

PF /把塑料切割的切口平坦的塑料用刀头。不会在切割时在切断面留下很大的R型切口。  
PF/ This is a set of blades for cutting the cut end flat for plastic. A large R is provided in the cross section for gate processing where the cut end must not be left.

Plastic




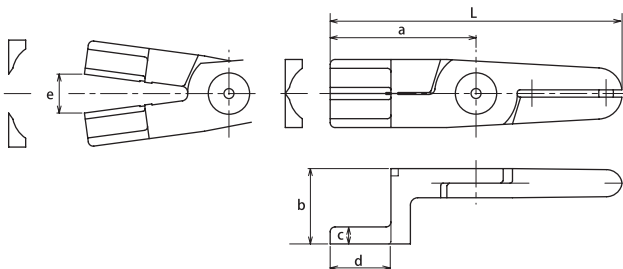
Model No.	Size (mm)						Weight (g)	Material	Application model	
	a	b	c(°)	d	e	f				L
N7PF	27	9	40	10.5	4	17	81	80	Special alloy steel	GT-N7 / NS7 / NR7
N10LPF	35	12	40	13.5	5	21	89	120	Special alloy steel	GT-NS10L / NR10L
N20PF	35	12	40	13.5	11	21	95	130	Special alloy steel	GT-NS20 / NR20 / N20 / NB20
N30PF	58	17	30	25	15	33	142	390	Special alloy steel	GT-NS30 / NR30 / N30 / NB30

**AH**

## 标准产品 树脂用 L 型刀头 Crank blades for plastic

AH/ 刀头前端成 L 型，有障碍物或浇口狭窄时有效。  
AH/ This is a set of blades with a crank cutting edge for plastic. It is effective when there are obstructions or the gate is narrow.

Plastic



Model No.	Size (mm)						Weight (g)	Material	Application model
	a	b	c	d	e	L			
N20AH	60	31	7	23	16	120	240	Special alloy steel	GT-NS20 / NR20 / N20 / NB20



# 标准刀头 树脂用 Air nipper standard/quasi-standard blades for plastic

型材 / SUS Tube

支架模组

快换

夹具组件

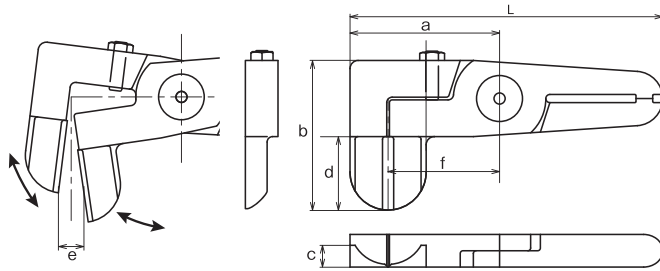
气动剪刀

真空组件

附件

**AMR/AML** 标准产品 树脂用横侧柄刀头 **Laterally facing blades for plastics** **Plastic**


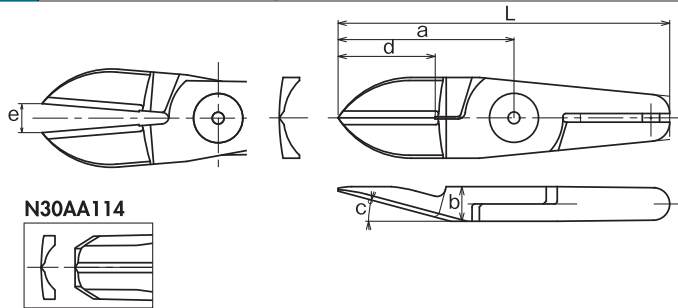
AMR/AML 刀头前端与刀柄成90度，有障碍物或浇口狭窄时有效。  
AMR/AML This is a set of blades for plastic where the ML cutting edge is bent 90 degrees. It is useful when restricted to confined spaces hard for the nipper to get into.

Model No.	Size (mm)						Weight (g)	Material	Application model	
	a	b	c	d	e	f				L
N20AML1498	55	55	8	26	9.5	41	115	270	Special alloy steel	GT-NS20 / NR20 / N20 / NB20
N20AMR1499	55	55	8	26	9.5	41	115	270	Special alloy steel	GT-NS20 / NR20 / N20 / NB20
N30AML1435	55	68	10	35	13	39	139	520	Special alloy steel	GT-NS30 / NR30 / N30 / NB30
N30AMR1395	55	68	10	35	13	39	139	520	Special alloy steel	GT-NS30 / NR30 / N30 / NB30

**Quasi-standard products** 标准产品 树脂用 R 型刀头(刀刃有倾斜角) **R blades for plastic** **Plastic**


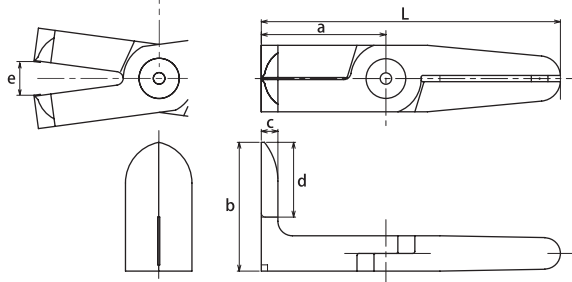
处理曲面浇口或剪切后必须无残留时有效。刀刃含有倾斜角，可根据本体安装角度选取最适刀头。  
A large R is provided in the cross section for gate processing where the cut end must not be left. An angled blades can be selected in accordance with the installation angle of the main unit.

Model No.	Size (mm)						Weight (g)	Material	Application model
	a	b	c(°)	d	e	L			
N10LAB152	61	12	15	35	10	115	165	Special alloy steel	GT-NS10 / NR10L
N20AA27	45	12	23	25	12	105	145	Special alloy steel	GT-NS20 / NR20 / N20 / NB20
N20AA239	52.3	12	40	27	14	112.3	195	Special alloy steel	GT-NS20 / NR20 / N20 / NB20
N20AB360	61	12	15	35	16	121	185	Special alloy steel	GT-NS20 / NR20 / N20 / NB20
N30AA114	76.3	17	30	50	20	160.3	385	Special alloy steel	GT-NS30 / NR30 / N30 / NB30

**Quasi-standard products** 标准产品 树脂用大 L 型刀头 **L blades for sprue cut** **Plastic**

这是一个 90 度角的加长直角刀头。最适合切割直浇口。  
This is an angled long type straight set of blades with a 90-degree angle. Ideal for direct gate cut.

Model No.	Size (mm)						Weight (g)	Material	Application model
	a	b	c	d	e	L			
N30AL525	60	62	8	36	16	144	520	Special alloy steel	GT-N30 / NS30 / NR30 / NB30

# 标准刀头 树脂用 Air nipper quasi-standard blades for plastic

型材  
SUS Tube

支架  
Module


快换  
Changer

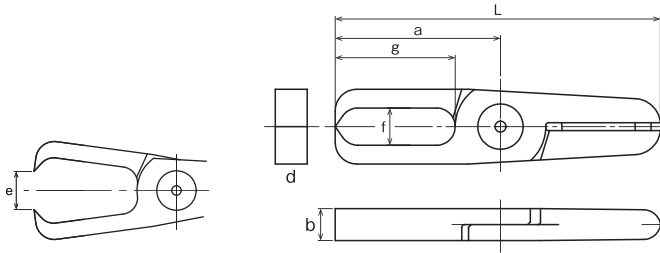
夹具  
Module

气动  
Nipper

真空  
Module

附件  
Components

Quasi-standard products	标准产品 树脂用气动剪钳 <b>nipping blades for plastic</b>	Plastic
	AE/处理直接浇口和搭接浇口时有效。 AE/ Used for processing plastic gates such as ride gates, discard gates.	



Model No.	Size (mm)						Weight (g)	Material	Application model
	a	b	f×g	d	e	L			
N20AE1205	62	12	14×45	12	16.5	122	202	Special alloy steel	GT-NS20 / NR20 / N20 / NB20

## 气动剪刀故障排除 Air Nipper Troubleshooting

使用过程中发生故障时的检查项目 Inspection items when a malfunction occurs during use

现象Symptoms	原因 Causes	处理措施Treatment
刀刃或滑片无法正常工作 1. Blades or slide not working properly.	气源未打开 Air is not being supplied	提供空气 Supply air
	软管打结 The hose is twisted	展开软管 Extend the hose
	气压低 Low air pressure	调整气压 Air pressure adjustment
	刀头移动轴生锈，腐蚀或混入异物 Corrosion, wear, or contamination of sliding part of the blades	润滑/拆卸调整 Lubrication/disassembly adjustment
	刀头移动轴烧灼（加热剪刀） Sliding parts burned by heat (heat nipper)	更换部件 Component replacement
	刀头弹簧损坏 Broken blade spring	更换部件 Component replacement
	气剪内部气缸复位弹簧损坏 Broken return spring	更换部件 Component replacement
	刀刃损坏 Broken blades	更换刀片 Replace blades
空气泄漏 2. Air leakage	刀头安装部位干涉 Wear of the cutting unit/rivet	更换刀片 Replace blades
	阀浇口功能不良/磨损，损坏（O形环，球阀等） 外层包装	更换部件 更换部件
	Valve malfunction/wear, damage (O-rings, ball valves, etc.) Packing is broken	Component replacement Component replacement

# Air nippers

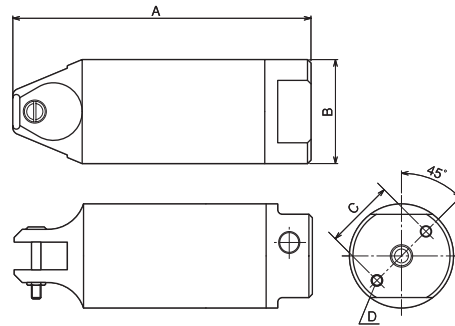
## 气动剪刀本体 NR20-P/NR30-P Air Nipper Round-Type without Lever

NR



- 进气口的位置可以旋转180度。
- 提供两个进气口，可以根据安装位置进行自由切换。

- The main body end is 180° rotatable.
- Two suction (intake) ports are provided, the suction position can be optionally changed depending on the mounting plate.



Capacity				PN	Model No.	Size (mm)				Air Consumption (cm <sup>3</sup> /str.)	Air Pressure (MPa)	Weight (g)	Hose coupling
Soft Plastic	Hard Plastic	Copper	Steel			A	B	C	D				
7.0	5.0	2.6	2.0	8.Y00113	NR20-P	129	45	30	M5 Depth12	230	0.5~0.6	280	Rc1/8
10.0	6.5	3.3	2.8	8.Y00237	NR30-P	165	56	40	M6 Depth12	584	0.5~0.6	505	

• Air hose inner dia. : 5mm • Overall length/Weight: Accessories not included.

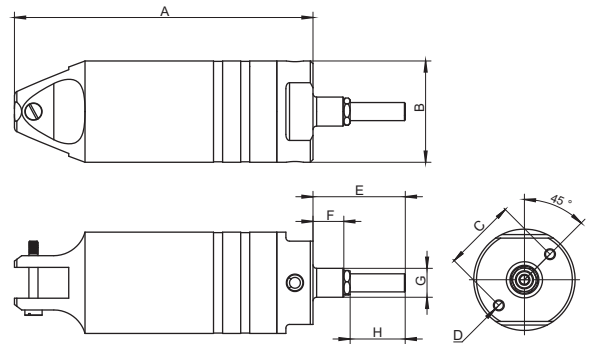
※ Before mounting of exclusive/automatic machines, check the following product dimensions. (Frame O.D., screw dia. (screw to screw) dimensions, etc.)

NR



- 进气口的位置可以旋转180度。
- 提供两个进气口，可以根据安装位置进行自由切换。

- The main body end is 180° rotatable.
- Two suction (intake) ports are provided, the suction position can be optionally changed depending on the mounting plate.



Capacity				PN	Model No.	Size (mm)								Air Consumption (cm <sup>3</sup> /str.)	Air Pressure (MPa)	Weight (g)	Hose coupling
Soft Plastic	Hard Plastic	Copper	Steel			A	B	C	D	E	F	G	H				
7.0	5.0	2.6	2.0	8.Y00113-D1	NR20-P-D1	129	45	30	M5 Depth12	46	17	15	行程20mm	230	0.5~0.6	508	Rc1/8
10.0	6.5	3.3	2.8	8.Y00237-D1	NR30-P-D1	165	56	40	M6 Depth12	51	17	16	行程20mm	584	0.5~0.6	533	

• Air hose inner dia. : 5mm • Overall length/Weight: Accessories not included.

※ Before mounting of exclusive/automatic machines, check the following product dimensions. (Frame O.D., screw dia. (screw to screw) dimensions, etc.)

## 气动剪刀本体 NS20-P/NS30-P Square Air Nippers

刀头种类丰富，可对应各种树脂成型的浇口剪切，自动化焊接及线材卷线机的线切割。

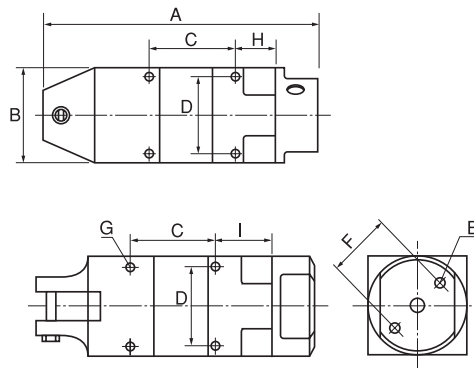
VESSEL provides a generous selection of blades for all wire cutting needs, including resin product gate cuts and automatic welding equipment.

NS



- 进气口的位置可以旋转180度。
- 提供两个进气口，可以根据安装位置进行自由切换。

- The main body end is 180° rotatable.
- Two suction (intake) ports are provided, and so the suction position can be optionally changed depending on the mounting place.



Capacity				PN	Model No.	Size (mm)									Air Consumption (cm <sup>3</sup> /str.)	Air Pressure (MPa)	Weight (g)	Hose coupling
Soft Plastic	Hard Plastic	Copper	Steel			A	B	C	D	E	F	G	H	I				
7.0	5.0	2.6	2.0	8.Y00079	NS20-P	129	45	40	36	M5 Depth12	30	M4 Depth7	19	24	230	0.5~0.6	370	Rc1/8
10.0	6.5	3.3	2.8	8.Y00080	NS30-P	170	56	60	46	M6 Depth12	40	M5 Depth10	20	30	584	0.5~0.6	685	

• Air hose inner dia. : 5mm • Overall length/Weight: Accessories not included.

※ Before mounting of exclusive/automatic machines, check the following product dimensions. (Frame O.D., screw dia. (screw to screw) dimensions, etc.)

※ Model GT-NS50 is a special order item. Please contact VESSEL for details.

型材 / SUS Tube

支架模组

快换

夹具组件

气动剪刀

真空组件

附件

型材  
SUS Tube

支架  
模组

快换

夹具  
组件

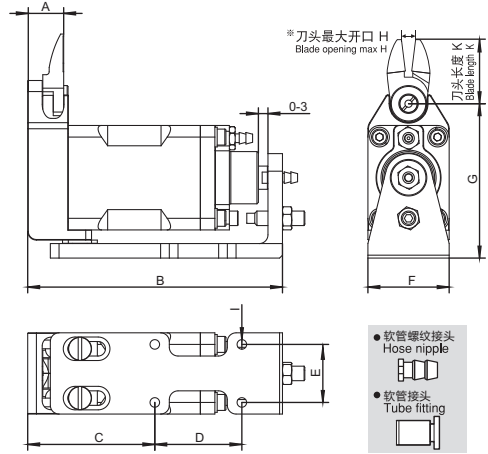
气动  
剪刀

真空  
组件

附件  
Accessories

## 气动剪刀本体 NY10-P/NY15-P Slide-Off Air Nippers Horizontal-Type

# NY



横向滑动有助于空间有效利用。  
机身紧凑（高度低），不妨碍卡盘运行。

The horizontal slide enables space to be used effectively.  
The low profile of the main unit allows work to be removed without obstructing the operations of the chuck plate.

Capacity $\phi$ (mm)			PN	Model No.	Size (mm)											Air Consumption (cm <sup>3</sup> /str.)	Weight (g)	Slide Direction/Distance (mm)	Spec. & Size of the Hose Port
Soft Plastic	Hard Plastic	Copper Steel			A	B	C	D	E	F	G	H	I						
3.5	2.3		8.Y00270	NY10-P	12.4	87.8	43.8	30	20	28	53.2	4	M4	48	155	Pull 0~3	W/tube fitting		
4.0	2.6		8.Y00249	NY15-P	13.2	96.5	45.5	35	25	33	58	6	M4	48	155	Pull 0~3	Hose I.D. $\phi$ 2.5×O.D. $\phi$ 4mm		

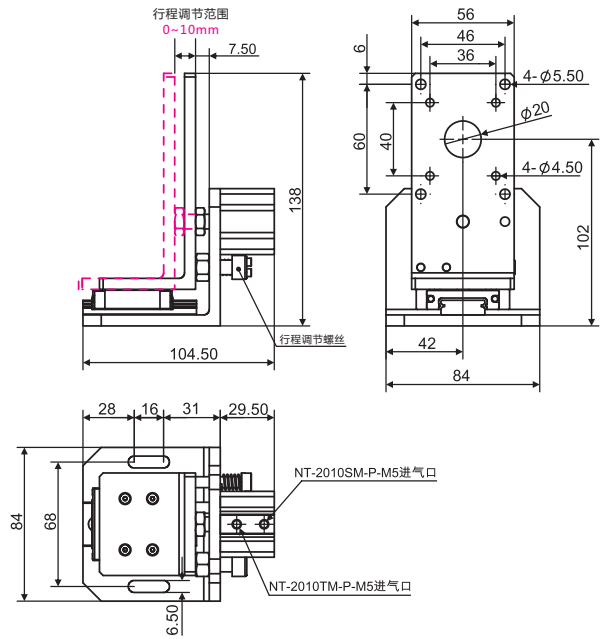
※Blade length (K) and opening max. (H) is the dimension adjusted for standard blade (AJ type). ※Air Pressure...0.4~0.5 MPa  
※B refers to the distance from the cut position for PUSH style models, and the distance from the start position for PULL style models.

## 引拔座 Slide-Off Air Nipper Bracket-Type

产品剪切浇口时即使产生较大的冲击，本体也可以平稳的滑动，达到高精度剪切。

It has achieved smooth, continuous slide movement even for large diameter gate cuts, which produce a large shock at each cut.

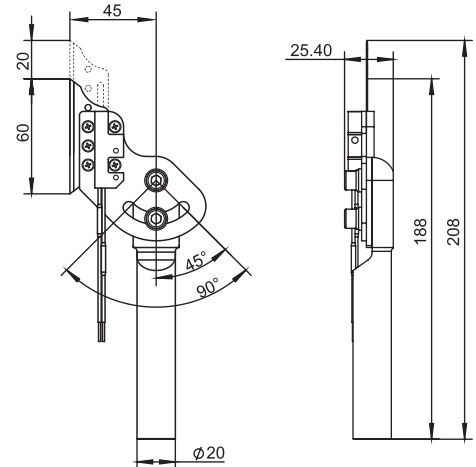
# NT



货号(PN)	8.Y00006	8.Y00003
型号(Model)	NT-2010TM-P	NT-2010SM-P
	通气拉回 pull by compressed air	通气推出 push by compressed air
重量(Weight)	612g	617.3g

## 加热割刀 Heating cutter

可切除料头，去毛刺和修边。  
Remove sprue, deburr and trim.



货号(PN)	型号(Model)	重量(Weight)
8.Y00346	GT-BH2060	186g

# 吸盘PFG系列 (扁平式) Vacuum Cups PFG Series

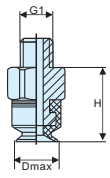
PFYN-2...PFYN3.5

PFG-5...PFG-10

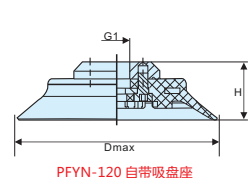
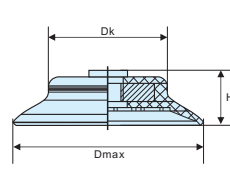
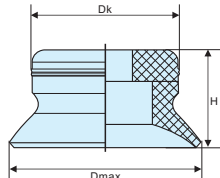
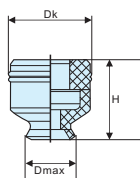
PFG-15...PFG-50

PFG-60...PFG-95

PFYN-120...PFYN-200



PFYN-2 自带吸盘座  
PFYN-3.5 自带吸盘座




PFYN-120 自带吸盘座  
PFYN-150 自带吸盘座  
PFYN-200 自带吸盘座

型号 (Model)	吸力 (N) <sup>(1)</sup>	推荐真空管 内径(mm)	G1 (mm)	Dk (mm)	Dmax (mm)	H (mm)	NBR-55 (黑色)	SI-55 (透明)	HT1-60 (蓝色)	重量 (Weight)
PFYN-2-...	0.12	2	M3-M	-	2.5	6.0	1.Y12953	1.Y12972	1.Y12991	1g
PFYN-3.5-...	0.42	2	M3-M	4.2	4.0	6.0	1.Y12954	1.Y12973	1.Y12992	1g
PFG-5-...	0.75	2	-	7.7	5.5	6.5	1.Y12955	1.Y12974	1.Y12993	0.15g
PFG-6-...	1.2	2	-	7.7	6.5	6.5	1.Y12956	1.Y12975	1.Y12994	0.17g
PFG-8-...	2.3	2	-	8.2	9.0	7.0	1.Y12957	1.Y12976	1.Y12995	0.23g
PFG-10-...	4.0	2	-	8.7	11.5	7.5	1.Y12958	1.Y12977	1.Y12996	0.30g
PFG-15-...	9.0	4	-	12.2	17.5	8.0	1.Y12959	1.Y12978	1.Y12997	1g
PFG-20-...	15.5	4	-	15.2	23.0	10.0	1.Y12960	1.Y12979	1.Y12998	1g
PFG-25-...	26.5	4	-	16.2	27.5	14.0	1.Y12961	1.Y12980	1.Y12999	3g
PFG-30-...	34.0	4	-	15.1	31.5	12.0	1.Y12962	1.Y12981	1.Y13000	3g
PFG-35-...	44.0	4	-	20.5	38.0	14.0	1.Y12963	1.Y12982	1.Y13001	6g
PFG-40-...	57.7	4	-	24.3	43.0	14.0	1.Y12964	1.Y12983	1.Y13002	7g
PFG-50-...	91.0	4	-	29.1	53.5	15.0	1.Y12965	1.Y12984	1.Y13003	11g
PFG-60-...	125	6	-	38.7	64.0	18.0	1.Y12966	1.Y12985	1.Y13004	25g
PFG-80-...	260	6	-	52.3	86.0	20.5	1.Y12967	1.Y12986	1.Y13005	52g
PFG-95-...	350	6	-	68.2	102.0	19.0	1.Y12968	1.Y12987	1.Y13006	93g
PFYN-120-...	540	9	G1/2-F	89.5	124	36.5	1.Y12969	1.Y12988	-	223g
PFYN-150-...	842	9	G1/2-F	104.5	158	45.5	1.Y12970	1.Y12989	1.Y13008	391g
PFYN-200-...	1498	9	G1/2-F	142.5	222	50.5	1.Y12971	1.Y12990	-	555g

(1) 上述规定吸力为在真空度为-0.6bar时的理论值，对于表面光滑、干燥的工件而言，未包括安全系数。

(1) The suction specified above is the theoretical value when the vacuum degree is -0.6bar. For smooth and dry workpieces, the safety factor is not included.

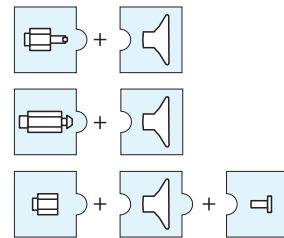


## 安装方式 Types of assembly

直插式  
Factory-crimped fitting:

直插式  
Hollow shaft fitting:

分体式  
接头和空心螺钉  
Removable fitting:  
(adapter and hollow screw)



吸盘座 Vacuum Cup Fitting	吸盘 Vacuum Cups
VM29-M5、VM30-G18	PFG-5~PFG-10
VM31-M5、VM32-G18	PFG-15
VM33-M5、VM34-G18	PFG-20
VM35-M5、VM36-G18	PFG-25~PFG-40
VM37-M5、VM38-G18	PFG-50
VM-G14M-M10M	PFG-60~PFG-95

Materials 材质	Shore Hardness 硬度	A Flexibility 柔韧性	Abrasion resistance 耐磨性	UV & weather resistance 抗紫外线	Oil resistance 抗油污性	Heat resistance (in °C) 耐高温	
SI-55: Translucent Silicone 半透明硅胶	50	+++	-	-	-	-40 to 220	Translucent 半透明
HT1-60: Siton® 特制复合材料(无痕)	60	+	++	-	++	-25 to 170	Blue 蓝色
NBR-55: Nitrile 丁腈橡胶	60	+	+	-	++	-30 to 120	Black 黑色

型材 / SUS Tube

支架模组  
Stents Module

快换  
Quick Changer

夹具组件  
Grip Module

气动剪刀  
Air Nipper

真空组件  
Vacuum Module

附件  
Accessory Components

# 吸盘FGA系列 ( 波纹管式/2层 ) Vacuum Cups FGA Series

型材  
SUS Tube

支架  
Module

快换  
Quick Changer

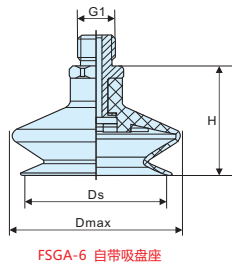
夹具  
Module

气动  
Air Nipper

真空  
Module

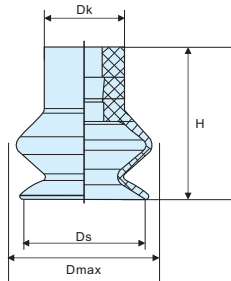
附件  
Accessory Components

FSGA-6

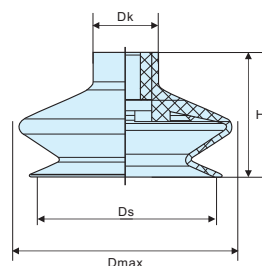


FSGA-6 自带吸盘座

FGA-11...FGA-25



FGA-33...FGA-78



型号 (Model)	吸力 (N) <sup>(1)</sup>	拉脱力 (N) <sup>(1)(2)</sup>	推荐真空管 内径(mm)	G1 (mm)	Dk (mm)	Dmax(S) (mm)	Ds (mm)	H (mm)	NBR-55 (黑色)	SI-55 (透明)	HT1-60 (蓝色)	重量 (Weight)
FSGA-6-...	0.4	1.4	4	M5-M	-	8.0	5.7	14	1.Y12937	1.Y12949	1.Y12951	2g
FGA-11-...	0.95	3.8	4	-	10	13.0	10.4	16.0	1.Y12938	1.Y12288	1.Y12298	1g
FGA-14-...	1.2	5.0	4	-	10	14.5	12.5	15.5	1.Y12939	1.Y12289	1.Y12299	1g
FGA-16-...	2.3	6.7	4	-	10	18.5	15.6	19.2	1.Y12940	1.Y12290	1.Y12300	1g
FGA-20-...	4.7	10.7	4	-	10	21.0	18.1	15.2	1.Y12941	1.Y12291	1.Y12301	2g
FGA-22-...	5.7	15.2	4	-	10	25.0	21.5	19.0	1.Y12942	1.Y12292	1.Y12302	2g
FGA-25-...	5.3	17.3	4	-	10	26.5	22.5	23.0	1.Y12943	1.Y12293	1.Y12303	3g
FGA-33-...	13.6	39.6	6	-	18	38.0	30.0	27.0	1.Y12944	1.Y12294	1.Y12304	7g
FGA-43-...	22.8	64.5	6	-	18	47.5	38.0	27.6	1.Y12945	1.Y12295	1.Y12305	11g
FGA-53-...	51.3	95	6	-	18	60.0	50.0	34.0	1.Y12946	1.Y12296	1.Y12306	19g
FGA-63-...	85.0	135	6	-	18	68.0	60.0	34.0	1.Y12947	1.Y12297	1.Y12307	24g
FGA-78-...	137.4	218	6	-	25	84.5	74.0	47.0	1.Y12948	1.Y12950	1.Y12952	56g

(1)上述规定吸力为在真空度为-0.6bar时的理论值, 对于表面光滑、干燥的工件而言, 未包括安全系数

(1) The suction specified above is the theoretical value when the vacuum degree is -0.6bar. For smooth and dry workpieces, the safety factor is not included.

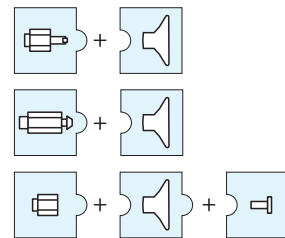
(2)天然橡胶材质的吸盘, 其拉脱力约降低40%。

(2) The pull-off force of the vacuum cup made of natural rubber is reduced by about 40%.



## 安装方式 Types of assembly

- 直插式  
Factory-crimped fitting:
- 直插式  
Hollow shaft fitting:
- 分体式  
接头和空心螺钉  
Removable fitting:  
(adapter and hollow screw)



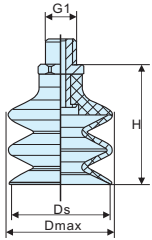
吸盘座 Vacuum Cup Fitting	吸盘 Vacuum Cups
VM18-M5、VM02-G18	FGA-11~FGA-25
VM24-G18	FGA-33~FGA-63
VM41-G14	FGA-78

Materials 材质	Shore Hardness 硬度	A Flexibility 柔韧性	Abrasion resistance 耐磨性	UV & weather resistance 抗紫外线	Oil resistance 抗油污性	Heat resistance (in °C) 耐高温	
HT1-60: Siton® 特制复合材料(无痕)	60	+	++	-	++	-25 to 170	Blue 蓝色
SI-55: Translucent Silicone 半透明硅胶	50	+++	-	+++	-	-40 to 220	Translucent 半透明
NBR-55: Nitrile 丁腈橡胶	60	+	+	-	++	-30 to 120	Black 黑色



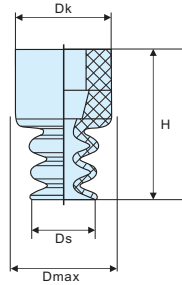
# 吸盘FG系列 ( 波纹管式/3层 ) Vacuum Cups FG Series

## FSG-3...FSG-5

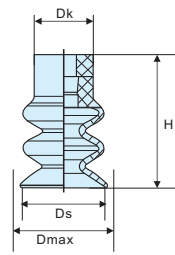


FSG-3 自带接头  
FSG-4 自带接头  
FSG-5 自带接头

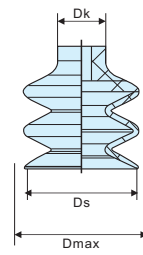
## FG-7...FG-9



## FG-12...FG-25



## FG-32...FG-88



型号 (Model)	吸力 (N) <sup>(1)</sup>	拉脱力 (N) <sup>(1)(2)</sup>	推荐真空管 内径(mm)	G1 (mm)	Dk (mm)	Dmax(S) (mm)	Ds (mm)	H (mm)	NBR-55 (黑色)	SI-55 (透明)	HT1-60 (蓝色)	重量 (Weight)
FSG-3-...	0.2	0.4	2	M3-M	-	4.0	3.0	8.7	1.Y12929	1.Y12931	1.Y12934	1g
FSG-4-...	0.3	0.6	2	M5-M	-	7.0	3.8	19.0	1.Y12930	1.Y12932	1.Y12935	2g
FSG-5-...	0.2	0.8	2	M5-M	-	7.0	5.0	19.0	1.Y12308	1.Y12319	1.Y12331	2g
FG-7-...	0.1	0.9	4	-	9	9.0	5.9	14	1.Y12309	1.Y12320	1.Y12332	1g
FG-9-...	0.7	2.3	4	-	9	9.5	9.0	15	1.Y12310	1.Y12321	1.Y12333	1g
FG-12-...	0.9	3.5	4	-	10	13.0	12.0	21.0	1.Y12311	1.Y12322	1.Y12334	1g
FG-14-...	1.2	5.7	4	-	10	15.5	14.5	22.8	1.Y12312	1.Y12323	1.Y12335	2g
FG-18-...	2.3	8.5	4	-	10	19.0	17.2	22.6	1.Y12313	1.Y12324	1.Y12336	2g
FG-20-...	3.8	12.1	4	-	10	21.0	20.0	22.1	1.Y12314	1.Y12325	1.Y12337	2g
FG-25-...	4.5	19.0	4	-	10	26.0	23.0	34.0	1.Y12315	1.Y12326	1.Y12338	4g
FG-32-...	12.0	36.9	6	-	18	33.5	32	37.5	1.Y12284	1.Y12327	1.Y11797	10g
FG-42-...	13.6	44	6	-	18	45	42.6	46	1.Y12316	1.Y12328	1.Y12340	18g
FG-52-...	27.0	96	6	-	18	55	52.5	48.7	1.Y12317	1.Y12329	1.Y12341	24g
FG-62-...	39.6	137	6	-	18	65	62.2	54	1.Y12318	1.Y12330	1.Y12342	39g
FG-88-...	45.2	286	9	-	25	95.5	89	86.5	1.Y12928	1.Y12933	-	166g

(1) 上述规定吸力为在真空度为-0.6bar时的理论值，对于表面光滑、干燥的工件而言，未包括安全系数

(1) The suction specified above is the theoretical value when the vacuum degree is -0.6bar. For smooth and dry workpieces, the safety factor is not included.

(2) 天然橡胶材质的吸盘，其拉脱力约降低40%。

(2) The pull-off force of the vacuum cup made of natural rubber is reduced by about 40%.

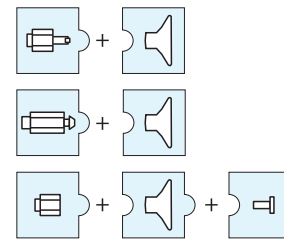


### 安装方式 Types of assembly

直插式  
Factory-crimped fitting:

直插式  
Hollow shaft fitting:

分体式  
接头和空心螺钉  
Removable fitting:  
(adapter and hollow screw)



吸盘座 Vacuum Cup Fitting	吸盘 Vacuum Cups
VM39-M5、VM40-G18	FG-7~FG-25
VM24-G18	FG-32~FG-62
VM41-G14	FG-88

Materials 材质	Shore Hardness 硬度	A Flexibility 柔韧性	Abrasion resistance 耐磨性	UV & weather resistance 抗紫外线	Oil resistance 抗油污性	Heat resistance (in °C) 耐高温	
HT1-60: Siton® 特制复合材料(无痕)	60	+	++	-	++	-25 to 170	Blue 蓝色
SI-55: Translucent Silicone 半透明硅胶	50	+++	-	+++	-	-40 to 220	Translucent 半透明
NBR-55: Nitrile 丁腈橡胶	60	+	+	-	++	-30 to 120	Black 黑色

型材 / SUS Tube

支架模组  
Stents Module

快换  
Quick Changer

夹具组件  
Grip Module

气动剪刀  
Air Nipper

真空组件  
Vacuum Module

附件  
Accessory Components

# 吸盘SGON系列 (扁平长方型) Vacuum Cups SGON Series

型材  
SUS Tube

支架  
Module

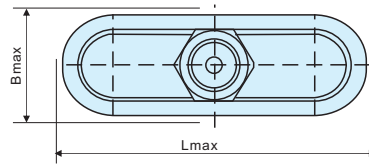
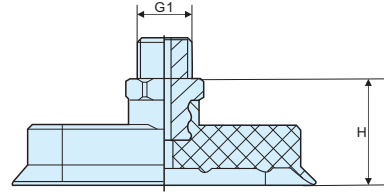
快换  
Changer

夹具  
Module

气动  
Nipper

真空  
Module

附件  
Components



型号 (Model)	吸力 (N) <sup>(1)</sup>	推荐真空管内径 (mm)	G1 (mm)	Bmax (mm)	Lmax (mm)	H (mm)	NBR-60 (黑色)	SI-60 (透明)	HTI-60 (蓝色)	重量 (Weight)
SGON-4x2-...	0.42	2	M3-M	2.5	4.5	8	1.Y13068	1.Y13079	1.Y13090	2g
SGON-7x3.5-...	1.0	2	M3-M	4.5	7.5	8	1.Y13069	1.Y13080	1.Y13091	2g
SGON-12x4-...	1.8	2	M5-M	5.0	13.0	18	1.Y13070	1.Y13081	1.Y13092	3g
SGON-15x5-...	3.1	2	M5-M	5.5	15.5	17	1.Y13071	1.Y13082	1.Y13093	3g
SGON-18x6-...	4.5	2	M5-M	7.0	18.5	17	1.Y13072	1.Y13083	1.Y13094	3g
SGON-24x8-...	8.0	4	G1/8-M	9.0	24.5	17	1.Y13073	1.Y13084	1.Y13095	7g
SGON-30x10-...	12.2	4	G1/8-M	11.5	30.5	17	1.Y13074	1.Y13085	1.Y13096	7g
SGON-45x15-...	28.2	6	G1/4-M	16.5	46.0	26	1.Y13075	1.Y13086	1.Y13097	15g
SGON-60x20-...	50.1	6	G1/4-M	22.0	61.0	26	1.Y13076	1.Y13087	1.Y13098	19g
SGON-75x25-...	78.3	6	G1/4-M	27.5	77.0	26	1.Y13077	1.Y13088	1.Y13099	27g
SGON-90x30-...	112.6	6	G1/4-M	33.0	92.5	26	1.Y13078	1.Y13089	-	35g

(1) 上述规定吸力为在真空度为-0.6bar时的理论值，对于表面光滑、干燥的工件而言，未包括安全系数

(1) The suction specified above is the theoretical value when the vacuum degree is -0.6bar. For smooth and dry workpieces, the safety factor is not included.

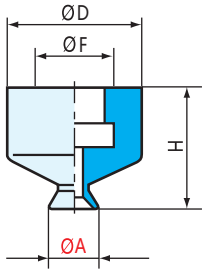
\* SGON-24x8 及更大的替换吸盘垫配有专用固定夹。

\* SGON-24x8 and larger replacement vacuum cup pads are equipped with special fixing clips.

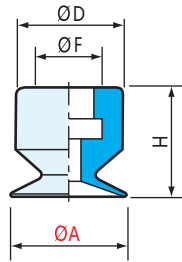
Materials 材质	Shore Hardness 硬度	A Flexibility 柔韧性	Abrasion resistance 耐磨性	UV & weather resistance 抗紫外线	Oil resistance 抗油污性	Heat resistance (in °C) 耐高温	
HTI-60: Siton® 特制复合材料(无痕)	60	+	++	-	++	-25 to 170	Blue 蓝色
SI-60: Translucent Silicone 半透明硅胶	50	+++	-	+++	-	-40 to 220	Translucent 半透明
NBR-60: Nitrile 丁腈橡胶	60	+	+	-	++	-30 to 120	Black 黑色

# 吸盘VSH系列 (扁平式) Vacuum Cups VSH Series

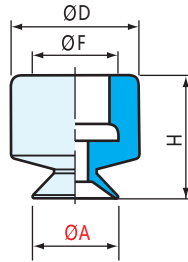
## VSH-S2...VSH-S10



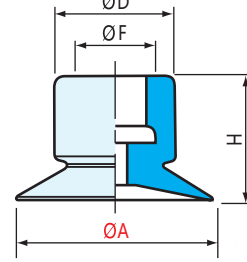
## VSH-S12...VSH-S30



## VSH-M4...VSH-M10



## VSH-M12...VSH-M50



	$\Delta$ (N) <sup>(1)</sup>	$\nabla$ (N) <sup>(1)</sup>	ØA(mm)	H(mm)	ØD(mm)	ØF(mm)	SI(半透明)	SP(海绵)
VSH-S2	0.5	0.1	2	13	11	7	1.Y07282	-
VSH-S4	0.7	0.2	4	15	11	7	1.Y07283	-
VSH-S6	0.9	0.3	6	11	11	7	1.Y07284	-
VSH-S8	1.1	0.5	8	11	11	7	1.Y07285	-
VSH-S10	1.6	0.8	10	11	11	7	1.Y07286	-
VSH-S12	2.0	1.5	12	11	11	7	1.Y07287	-
VSH-S15	3.7	1.8	15	13	11	7	1.Y07288	-
VSH-S20	6.1	3.0	20	13	12	7	1.Y07289	-
VSH-S25	9.4	4.7	25	13	11	7	1.Y07290	-
VSH-S30	15.9	7.9	30	12	13	7	1.Y07291	-
VSH-M4	0.7	0.2	4	14	15	11	1.Y07292	-
VSH-M6	0.9	0.3	6	15	15	11	1.Y07293	-
VSH-M8	1.1	0.5	8	15	15	11	1.Y07294	-
VSH-M10	1.6	0.8	10	15	15	11	1.Y07295	1.Y12885
VSH-M12	2.0	1.5	12	15	15	11	1.Y07296	1.Y12886
VSH-M15	3.7	1.8	15	15.5	16	11	1.Y07297	1.Y12887
VSH-M20	6.1	3.0	20	15.5	16	11	1.Y07298	1.Y07530
VSH-M25	9.4	4.7	25	15	15	11	1.Y07299	1.Y12888
VSH-M30	15.9	7.9	30	15	16	11	1.Y07300	1.Y07758
VSH-M40	26.7	13.4	40	16	17	11	1.Y07301	1.Y07894
VSH-M50	38.3	19.1	50	15	20	11	1.Y07302	1.Y07895

(1)真空度为65%时吸盘的实际吸附力，建议水平工作时安全系数为2，垂直工作时安全系数为4。

(1) Actual force of the suction cup in use with 65% vacuum and including a safety factor of 2 for horizontal handling and a factor of 4 for vertical handling.



### 安装方式

#### Types of assembly

直插式

Factory-crimped fitting:

直插式

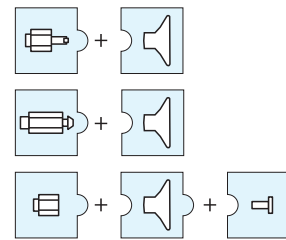
Hollow shaft fitting:

分体式

接头和空心螺钉

Removable fitting:

(adapter and hollow screw)



	吸盘座 Vacuum Cup Fitting		吸盘 Vacuum Cups
	VM11-M5、VM11-G18		VSH-S2~VSH-S30
	VFS 系列金具 (VFS Series Stem)		
	VFST 系列金具 (VFST Series Stem)		
	VM10-G 1/8、VM27-M5		VSH-M4~VSH-M50
	VFM 系列金具 (VFM Series Stem)		
	VFMT 系列金具 (VFMT Series Stem)		

Materials 材质	Shore Hardness 硬度	A Flexibility 柔韧性	Abrasion resistance 耐磨性	UV & weather resistance 抗紫外线	Oil resistance 抗油污性	Heat resistance (in °C) 耐高温	Translucent 半透明
SI: Translucent Silicone 半透明硅胶	50	+++	=	-	-	-40 to 220	Translucent 半透明

型材 / SUS Tube

支架模组

快速  
更换

夹具  
组件

气动  
剪刀

真空  
组件

附件  
Accessory Components

# 吸盘VSH2系列 ( 波纹管式/2层 ) Vacuum Cups VSH2 Series

型材  
钢管  
Profile  
SUS Tube

支架  
模组  
Stents  
Module

快换  
Quick  
Changer

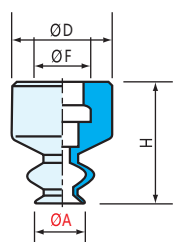
夹具  
组件  
Grip  
Module

气动  
剪刀  
Air  
Nipper

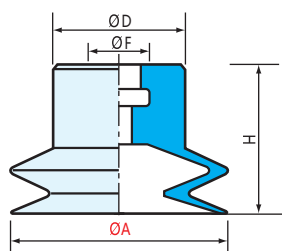
真空  
组件  
Vacuum  
Module

附件  
Accessory  
Components

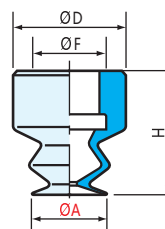
## VSH2-S4...VSH2-S20



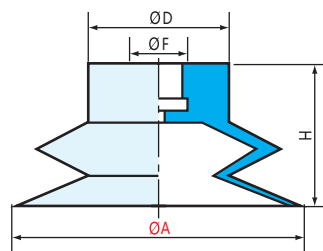
## VSH2-S25...VSH2-S30



## VSH2-M6...VSH2-M25



## VSH2-M30...VSH2-M50



		$\uparrow$ (N) <sup>(1)</sup>	$\uparrow$ (N) <sup>(1)</sup>	$\varnothing A$ (mm)	H(mm)	$\varnothing D$ (mm)	$\varnothing F$ (mm)	SI(半透明)	SP(海绵)
VSH2-S4		0.3	0.1	4	15	12	7	1.Y07303	-
VSH2-S6		0.5	0.2	6	15	12	7	1.Y07304	-
VSH2-S8		1.2	0.7	8	15	12	7	1.Y07305	-
VSH2-S10		1.7	0.9	10	15	12	7	1.Y07306	-
VSH2-S12		2.5	1.3	12	15	12	7	1.Y07307	-
VSH2-S15		2.7	1.3	15	18	15	7	1.Y07308	-
VSH2-S20		5.6	2.8	20	18	15	7	1.Y07309	-
VSH2-S25		7.9	4.0	25	17.5	15	7	1.Y07310	-
VSH2-S30		12	6	30	17.5	15	7	1.Y07311	-
VSH2-M6		0.5	0.2	6	18	15	11	1.Y07312	-
VSH2-M8		1.2	0.7	8	17	15	11	1.Y07313	-
VSH2-M10		1.7	0.9	10	17	15	11	1.Y07314	1.Y08294
VSH2-M12		2.5	1.3	12	17	15	11	1.Y07315	1.Y08295
VSH2-M15		2.7	1.3	15	18	15	11	1.Y07316	1.Y08296
VSH2-M20		5.6	2.8	20	18	15	11	1.Y07317	1.Y07929
VSH2-M25		7.9	4.0	25	18	15	11	1.Y07318	1.Y08349
VSH2-M30		12	6	30	19	18	11	1.Y07319	1.Y08056
VSH2-M35		13.9	6.9	35	19	18	11	1.Y07320	-
VSH2-M40		20.2	10.1	40	22	23	11	1.Y07321	1.Y08104
VSH2-M50		40	20	50	24	24	11	1.Y07322	1.Y08105

(1)真空度为65%时吸盘的实际吸附力，建议水平工作时安全系数为2，垂直工作时安全系数为4。

(1) Actual force of the suction cup in use with 65% vacuum and including a safety factor of 2 for horizontal handling and a factor of 4 for vertical handling.



### 安装方式

#### Types of assembly

直插式

Factory-crimped fitting:

直插式

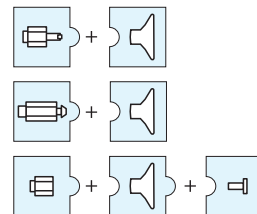
Hollow shaft fitting:

分体式

接头和空心螺钉

Removable fitting:

(adapter and hollow screw)

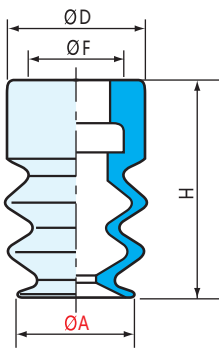


	吸盘座 Vacuum Cup Fitting		吸盘 Vacuum Cups
	VM11-M5、VM11-G18		VSH2-S4~VSH2-S30
	VFS 系列金具 (VFS Series Stem)		
	VFST 系列金具 (VFST Series Stem)		
	VM10-G 1/8、VM27-M5		VSH2-M6~VSH2-M50
	VFM 系列金具 (VFM Series Stem)		
	VFMT 系列金具 (VFMT Series Stem)		

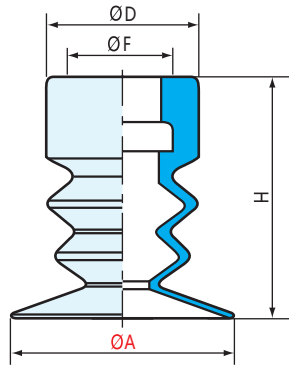
Materials 材质	Shore Hardness 硬度	A Flexibility 柔韧性	Abrasion resistance 耐磨性	UV & weather resistance 抗紫外线	Oil resistance 抗油污性	Heat resistance (in °C) 耐高温	Translucent 半透明
SI: Translucent Silicone 半透明硅胶	50	+++	=	-	-	-40 to 220	Translucent 半透明

# 吸盘VSH3系列 ( 波纹管式/3层 ) Vacuum Cups VSH3 Series

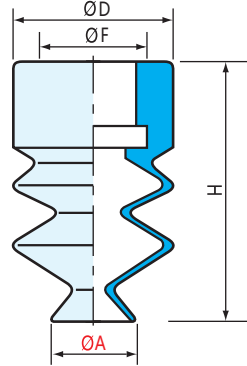
## VSH3-S6...VSH3-S8



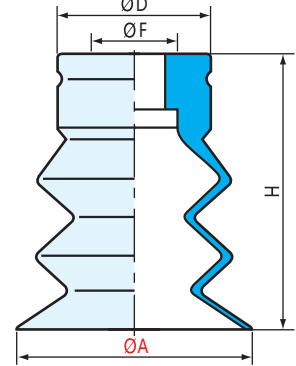
## VSH3-S10...VSH3-S15



## VSH3-M8...VSH3-M30



## VSH3-M40...VSH3-M50



	$\Delta$ (N) <sup>(1)</sup>	ØA(mm)	H(mm)	ØD(mm)	ØF(mm)	SI(半透明)	SP(海绵)
VSH3-S6	0.5	6	15	10	7	1.Y07323	-
VSH3-S8	1.0	8	15	10	7	1.Y07324	-
VSH3-S10	1.5	10	15	10	7	1.Y07325	-
VSH3-S12	2.8	12	15	10	7	1.Y07326	-
VSH3-S15	3.0	15	16	10	7	1.Y07327	-
VSH3-M8	1.0	8	20	15	11	1.Y07328	-
VSH3-M10	1.5	10	24	15	11	1.Y07329	1.Y09163
VSH3-M12	2.8	12	24	15	11	1.Y07330	1.Y09162
VSH3-M15	3.0	15	24	15	11	1.Y07331	1.Y09161
VSH3-M20	4.6	20	25	15	11	1.Y07332	1.Y08134
VSH3-M25	6.5	25	29	17	11	1.Y07333	1.Y09065
VSH3-M30	12.1	30	35	17	11	1.Y07334	1.Y08167
VSH3-M40	20.5	40	45	20	11	1.Y07335	1.Y08168
VSH3-M50	25	50	43	20	11	1.Y07336	1.Y08234

(1)真空度为65%时吸盘的实际吸附力，建议水平工作时安全系数为2，垂直工作时安全系数为4。

(1) Actual force of the suction cup in use with 65% vacuum and including a safety factor of 2 for horizontal handling and a factor of 4 for vertical handling.



### 安装方式

#### Types of assembly

直插式

Factory-crimped fitting:

直插式

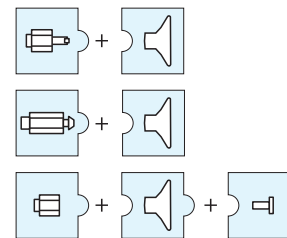
Hollow shaft fitting:

分体式

接头和空心螺钉

Removable fitting:

(adapter and hollow screw)



吸盘座 Vacuum Cup Fitting	吸盘 Vacuum Cups
VM11-M5, VM11-G18 VFS 系列金具 (VFS Series Stem) VFST 系列金具 (VFST Series Stem)	VSH3-S6~VSH3-S15
VM10-G 1/8, VM27-M5 VFM 系列金具 (VFM Series Stem) VFMT 系列金具 (VFMT Series Stem)	VSH3-M8~VSH3-M50

Materials 材质	Shore Hardness 硬度	A Flexibility 柔韧性	Abrasion resistance 耐磨性	UV & weather resistance 抗紫外线	Oil resistance 抗油污性	Heat resistance (in °C) 耐高温
SI: Translucent Silicone 半透明硅胶	50	+++	=	-	-	-40 to 220

型材 / SUS Tube

支架模组

快换

夹具组件

气动剪刀

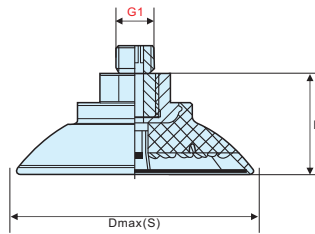
真空组件

附件

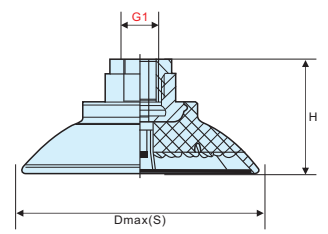
## 吸盘SAF系列 (扁平式) Vacuum Cups SAF Series

功能：防滑、防油、防水（多用于汽车钣金，玻璃等吸附）

Functions: anti-skid, oil-proof and water-proof (mostly used for adsorption of automobile sheet metal, glass, etc.)



SAF...-AG(外牙安装)



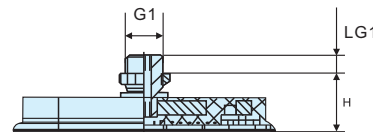
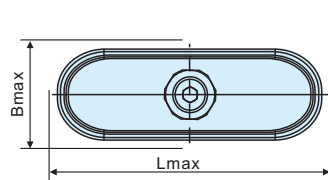
SAF...-IG(内牙安装)

货号 (PN)	型号 (Model)	吸力 (N) <sup>(1)</sup>	侧向力 (N) <sup>(2)</sup>	推荐真空管内径(mm)	Dmax(S) (mm)	G1 (mm)	H (mm)	LG1 (mm)	重量 (Weight)
1.Y13010	SAF-30-G3/8AG	38	30	4	34	G3/8-M	20	10	17g
1.Y13011	SAF-30-G3/8IG	38	30	4	34	G3/8-F	36	9	43g
1.Y13012	SAF-40-G3/8AG	69	52	4	46	G3/8-M	22	10	19g
1.Y13013	SAF-40-G3/8IG	69	52	4	46	G3/8-F	38	9	45g
1.Y13014	SAF-50-G3/8AG	100	80	4	56	G3/8-M	28	10	40g
1.Y13015	SAF-50-G3/8IG	100	80	4	56	G3/8-F	28	15	31g
1.Y13016	SAF-60-G3/8AG	150	105	6	67	G3/8-M	31	10	46g
1.Y13017	SAF-60-G3/8IG	150	105	6	67	G3/8-F	31	15	37g
1.Y13018	SAF-80-G3/8AG	272	205	6	89	G3/8-M	35	10	65g
1.Y13019	SAF-80-G3/8IG	272	205	6	89	G3/8-F	35	15	56g
1.Y13020	SAF-100-G3/8AG	430	310	6	110	G3/8-M	36	10	76g
1.Y13021	SAF-100-G3/8IG	430	310	6	110	G3/8-F	36	15	67g
1.Y13023	SAF-125-G3/8IG	660	475	9	135	G3/8-F	43	15	146g

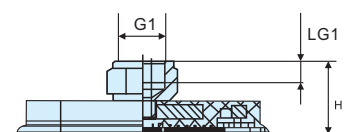
## 吸盘SAOF系列 (扁平式) Vacuum Cups SAOF Series

功能：防滑、防油、防水（多用于汽车钣金，玻璃等吸附）

Functions: anti-skid, oil-proof and water-proof (mostly used for adsorption of automobile sheet metal, glass, etc.)



SAOF...-AG(外牙安装)



SAOF...-IG(内牙安装)

货号 (PN)	型号 (Model)	吸力 (N) <sup>(1)</sup>	侧向力 (N) <sup>(2)</sup>	推荐真空管内径(mm)	Dmax(S) (mm)	G1 (mm)	H (mm)	LG1 (mm)	Lmax(S) (mm)	重量 (Weight)
1.Y13024	SAOF-50x16-G3/8AG	31	24	4	18	G3/8-M	26	8	52	24g
1.Y13025	SAOF-50x16-G3/8IG	31	24	4	18	G3/8-F	34	9	52	45g
1.Y13026	SAOF-60x23-G3/8AG	57	37	4	25	G3/8-M	18	8	64	21g
1.Y13027	SAOF-60x23-G3/8IG	57	37	4	25	G3/8-F	26	9	64	42g
1.Y13028	SAOF-90x30-G3/8AG	122	96	4	34	G3/8-M	19	8	94	39g
1.Y13029	SAOF-90x30-G3/8IG	122	96	4	34	G3/8-F	27	9	94	60g
1.Y13030	SAOF-80x40-G3/8AG	140	110	4	43	G3/8-M	20	8	85	34g
1.Y13031	SAOF-80x40-G3/8IG	140	110	4	43	G3/8-F	28	9	85	55g
1.Y13032	SAOF-100x50-G3/8AG	217	181	6	54	G3/8-M	22	8	106	63g
1.Y13033	SAOF-100x50-G3/8IG	217	181	6	54	G3/8-F	31	9	106	85g
1.Y13034	SAOF-120x60-G3/8AG	312	254	6	65	G3/8-M	24	8	128	77g
1.Y13035	SAOF-120x60-G3/8IG	312	254	6	65	G3/8-F	33	9	128	99g
1.Y13037	SAOF-140x70-G3/8IG	425	344	6	76	G3/8-F	34	9	149	107g

型材  
SUS Tube

支架  
Module

快换  
Changer

夹具  
Module

气动  
Nipper

真空  
Module

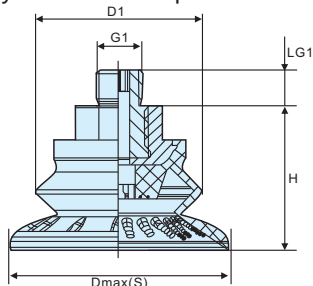
附件  
Components



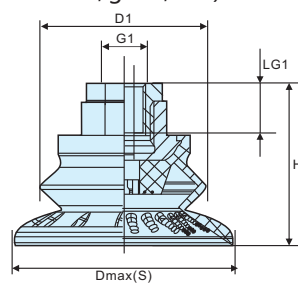
## 吸盘SAB系列 (波纹管式/2层) Vacuum Cups SAB Series

功能：防滑、防油、防水（多用于汽车钣金，玻璃等吸附）

Functions: anti-skid, oil-proof and water-proof (mostly used for adsorption of automobile sheet metal, glass, etc.)



SAB...-AG(外牙安装)



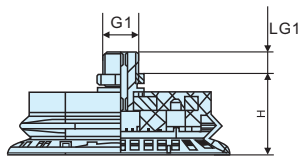
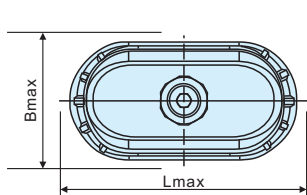
SAB...-IG(内牙安装)

货号 (PN)	型号 (Model)	吸力 (N) <sup>(1)</sup>	拉脱力 (N) <sup>(1)</sup>	侧向力 (N) <sup>(2)</sup>	推荐真空管内径(mm)	Dmax(S) (mm)	G1 (mm)	D1 (mm)	H (mm)	LG1 (mm)	重量 (Weight)
1.Y13038	SAB-22-G3/8AG	16	24	18	4	24	G3/8-M	22	25	10	15g
1.Y13039	SAB-22-G3/8IG	16	24	18	4	24	G3/8-F	22	41	9.5	41g
1.Y13040	SAB-30-G3/8AG	22	33	30	4	34	G3/8-M	32	28	10	19g
1.Y13041	SAB-30-G3/8IG	22	33	30	4	34	G3/8-F	32	44	9.5	45g
1.Y13042	SAB-40-G3/8AG	38	59	36	4	45	G3/8-M	32	28.8	10	20g
1.Y13043	SAB-40-G3/8IG	38	59	36	4	45	G3/8-F	32	44.8	9.5	45g
1.Y13044	SAB-50-G3/8AG	53	87	55	4	56	G3/8-M	40	36.9	10	41g
1.Y13045	SAB-50-G3/8IG	53	87	55	4	56	G3/8-F	40	36.9	15	32g
1.Y13046	SAB-60-G3/8AG	82	130	82	6	67	G3/8-M	48	41.3	10	49g
1.Y13047	SAB-60-G3/8IG	82	130	82	6	67	G3/8-F	48	41.3	15	40g
1.Y13048	SAB-80-G3/8AG	135	221	145	6	89	G3/8-M	64	49.9	10	72g
1.Y13049	SAB-80-G3/8IG	135	221	145	6	89	G3/8-F	64	49.9	15	63g
1.Y13050	SAB-100-G3/8AG	190	357	220	6	110	G3/8-M	77	56.6	10	97g
1.Y13051	SAB-100-G3/8IG	190	357	220	6	110	G3/8-F	77	56.6	15	88g
1.Y13052	SAB-125-G3/8AG	250	558	352	9	135	G3/8-M	94	67.8	10	179g
1.Y13053	SAB-125-G3/8IG	250	558	352	9	135	G3/8-F	94	67.8	15	170g

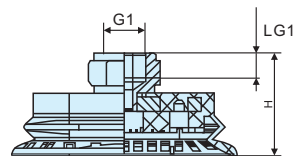
## 吸盘SAOB系列 (波纹管式长方型/2层) Vacuum Cups SAOB Series

功能：防滑、防油、防水（多用于汽车钣金，玻璃等吸附）

Functions: anti-skid, oil-proof and water-proof (mostly used for adsorption of automobile sheet metal, glass, etc.)



SAOB...-AG(外牙安装)



SAOB...-IG(内牙安装)

货号 (PN)	型号 (Model)	吸力 (N) <sup>(1)</sup>	拉脱力 (N) <sup>(1)</sup>	侧向力 (N) <sup>(2)</sup>	推荐真空管内径(mm)	Bmax(S) (mm)	Lmax(S) (mm)	G1 (mm)	H (mm)	LG1 (mm)	重量 (Weight)
1.Y13054	SAOB-60x30-G3/8AG	38	70	73	4	33	63	G3/8-M	27.0	8	49g
1.Y13055	SAOB-60x30-G3/8IG	38	70	73	4	33	63	G3/8-F	35.0	9	70g
1.Y13056	SAOB-80x40-G3/8AG	65	132	153	6	43	83	G3/8-M	29.7	8	67g
1.Y13057	SAOB-80x40-G3/8IG	65	132	153	6	43	83	G3/8-F	37.7	9	88g
1.Y13058	SAOB-110x55-G3/8AG	110	234	299	6	59	114	G3/8-M	35.5	8	87g
1.Y13059	SAOB-110x55-G3/8IG	110	234	299	6	59	114	G3/8-F	43.5	9	109g
1.Y13061	SAOB-140x70-G3/8IG	165	355	473	6	75	146	G3/8-F	47.5	9	142g

型材 / SUS Tube

支架模组

快换

夹具组件

气动剪刀

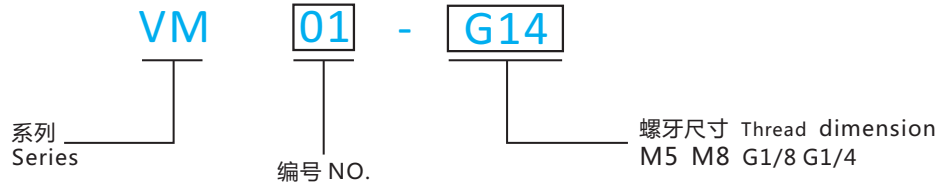
真空组件

附件

# 吸盘座 Vacuum Cup Fitting

## 型号表示方法

Model representation methods



吸盘座 Vacuum Cup Fitting			
尺寸 Dimension			
货号(PN)	7.Y00703	7.Y00709	7.Y00768
型号(Model)	VM02-G18	VM04-G14	VM06-G14
重量(Weight)	3.5g	7.0g	9.7g

吸盘座 Vacuum Cup Fitting			
尺寸 Dimension			
货号(PN)	7.Y00767	1.Y05275	1.Y05274
型号(Model)	VM07-G18	VM08-M8	VM09-M5
重量(Weight)	3.3g	8.3g	1.4g

型材  
SUS Tube

支架  
Stents Module

快换  
Quick Changer

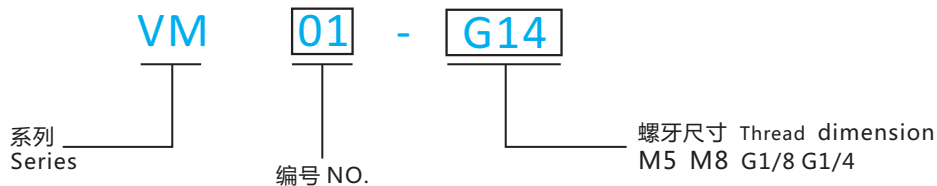
夹具  
Grip Module

气动  
Air Nipper

真空  
Vacuum Module

附件  
Accessory Components

# 吸盘座 Vacuum Cup Fitting



吸盘座 Vacuum Cup Fitting			
尺寸 Dimension			
货号(PN)	7.Y00902	1.Y05327	1.Y12762
型号(Model)	VM10-G18	VM11-M5	VM11-G18
重量(Weight)	3.7g	2.0g	2.5g

吸盘座 Vacuum Cup Fitting			
尺寸 Dimension			
货号(PN)	7.Y00762	7.Y00761	7.Y00760
型号(Model)	VM12-M5	VM13-M5	VM14-M5
重量(Weight)	1.2g	0.7g	0.5g

型材 / SUS Tube

支架模组  
Stents Module

快换  
Quick Changer

夹爪组件  
Grip Module

气动剪刀  
Air Nipper

真空组件  
Vacuum Module

附件  
Accessory Components

# 吸盘座 Vacuum Cup Fitting

型材 / SUS Tube

支架模组

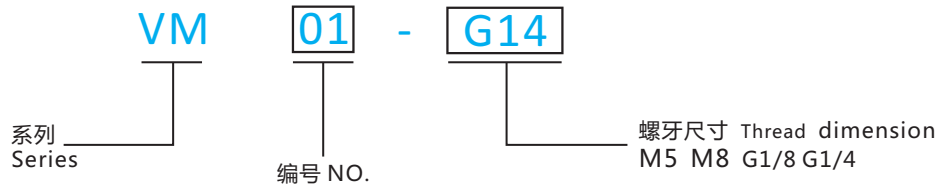
快换

夹具组件

气动剪刀

真空组件

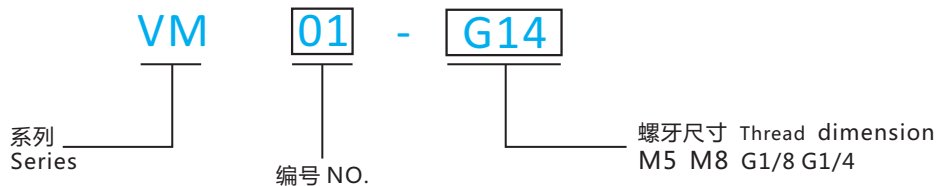
附件



吸盘座 Vacuum Cup Fitting			
尺寸 Dimension			
货号(PN)	7.Y00759	7.Y00758	7.Y00757
型号(Model)	VM15-G18	VM16-G18	VM17-G18
重量(Weight)	17.8g	3.8g	2.9g

吸盘座 Vacuum Cup Fitting			
尺寸 Dimension			
货号(PN)	1.Y05314	4.Y00058	1.Y01986
型号(Model)	VM18-M5	VM20-G14	VM21-M5
重量(Weight)	4.6g	9.5g	1.8g

# 吸盘座 Vacuum Cup Fitting



吸盘座 Vacuum Cup Fitting			
尺寸 Dimension			
货号(PN)	1.Y05790	7.Y00900	7.Y00898
型号(Model)	VM22-M5	VM23-G18	VM24-G18
重量(Weight)	2.9g	8.9g	5.5g

吸盘座 Vacuum Cup Fitting			
尺寸 Dimension			
货号(PN)	7.Y00928	1.Y01097	7.Y00475
型号(Model)	VM25-M3	VM27-M5	VM28-M8
重量(Weight)	0.2g	6.2g	1.9g

型材  
SUS Tube

支架  
Module

快换  
Changer

夹具  
Module

气动  
Nipper

真空  
Module

附件  
Components

# 吸盘座 Vacuum Cup Fitting

Profile / SUS Tube  
型材 / 钢管

Stents Module  
支架模组

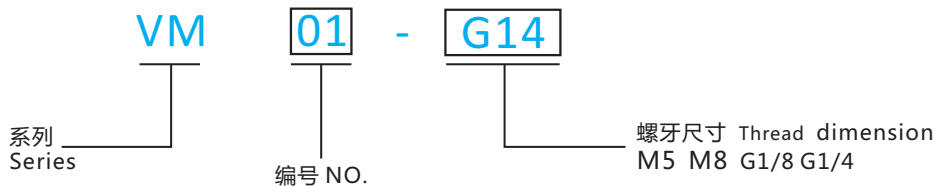
Quick Changer  
快换

Grip Module  
夹具组件

Air Nipper  
气动剪刀

Vacuum Module  
真空组件

Accessory Components  
附件

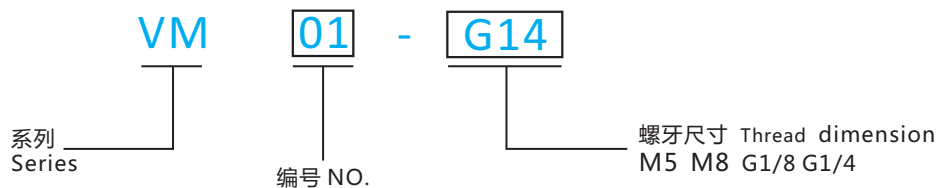


吸盘座 Vacuum Cup Fitting			
尺寸 Dimension			
货号(PN)	7.Y01036	7.Y01037	7.Y01038
型号(Model)	VM29-M5	VM30-G18	VM31-M5
重量(Weight)	1.1g	1.3g	3.8g

吸盘座 Vacuum Cup Fitting			
尺寸 Dimension			
货号(PN)	7.Y01039	7.Y01040	7.Y01041
型号(Model)	VM32-G18	VM33-M5	VM34-G18
重量(Weight)	4.1g	4.0g	4.3g



# 吸盘座 Vacuum Cup Fitting



吸盘座 Vacuum Cup Fitting			
尺寸 Dimension			
货号(PN)	7.Y01042	7.Y01043	7.Y01044
型号(Model)	VM35-M5	VM36-G18	VM37-M5
重量(Weight)	3.4g	3.7g	4.3g

吸盘座 Vacuum Cup Fitting			
尺寸 Dimension			
货号(PN)	7.Y01045	7.Y01046	7.Y01047
型号(Model)	VM38-G18	VM39-M5	VM40-G18
重量(Weight)	4.7g	3.8g	4.1g

型材 / SUS Tube

支架模组  
Stents Module

快换  
Quick Changer

夹爪组件  
Grip Module

气动剪刀  
Air Nipper

真空组件  
Vacuum Module

附件  
Accessory Components

# 吸盘座 Vacuum Cup Fitting

型材 / SUS Tube

支架模组

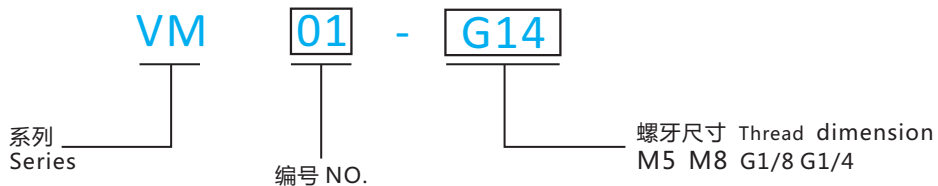
快换


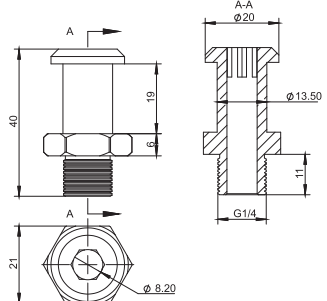
夹具组件

气动剪刀

真空组件

附件

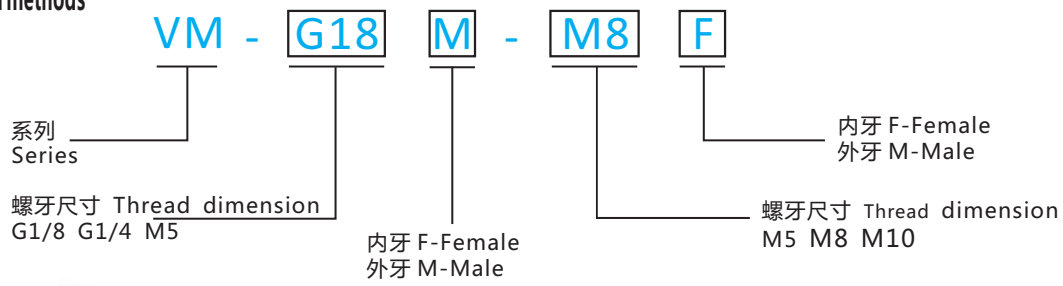


吸盘座 Vacuum Cup Fitting			
尺寸 Dimension			
货号(PN)	7.Y01048		
型号(Model)	VM41-G14		
重量(Weight)	14g		

# 吸盘金具转接头 Vacuum Cup Connector

## 型号表示方法

Model representation methods



吸盘金具转接头 Vacuum Cup Connector			
尺寸 Dimension			
货号(PN)	7.Y00808	7.Y00756	7.Y00755
型号(Model)	VM-G18M-M10M	VM-G14M-M10M	VM-G18M-M5F
重量(Weight)	4.5g	4.7g	2.9g

吸盘金具转接头 Vacuum Cup Connector			
尺寸 Dimension			
货号(PN)	7.Y00754	7.Y00473	7.Y00474
型号(Model)	VM-G18M-M8F	VM-M5M-M8F	VM-M5M-G18F
重量(Weight)	6.2g	5.6g	4.9g

型材 / SUS Tube

支架模组

快换

夹具组件

气动剪刀

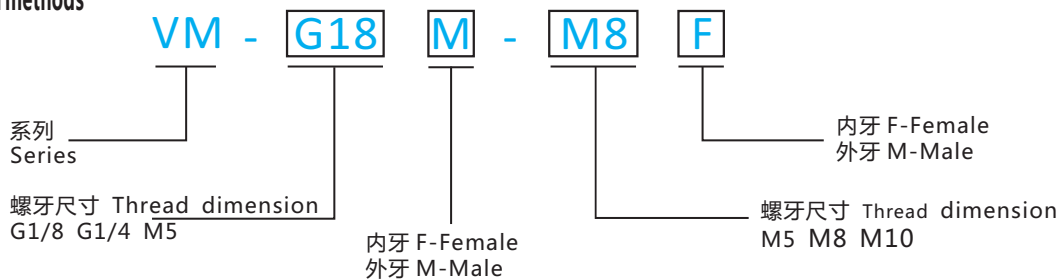
真空组件

附件  
Accessory Components

# 吸盘金具转接头 Vacuum Cup Connector

## 型号表示方法

### Model representation methods



吸盘金具 转接头 Vacuum Cup Connector			
尺寸 Dimension			
货号(PN)	7.Y00476		
型号(Model)	VM-G14M-M8F		
重量(Weight)	6.7g		

型材  
SUS Tube

支架  
Module

快换  
Changer

夹具  
Module

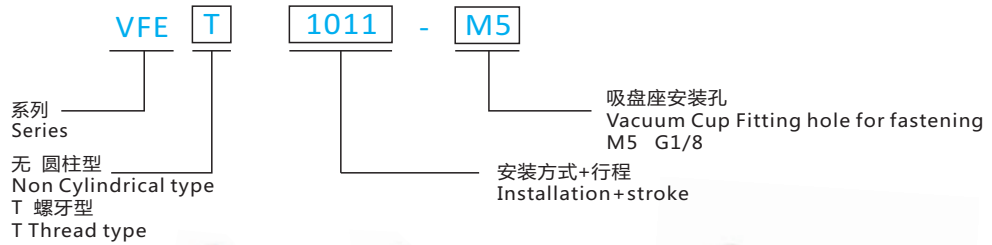
气动  
Nipper

真空  
Module

附件  
Components

# 真空吸盘悬件 Vacuum Cup Suspensions

## 型号表示方法 Model representation methods



当机械手移动时，这些悬件可用来保持吸盘的位置。  
CRG 为塑料应用提供了广泛的独特设计。  
它们一般通过固定支架安装在工具上。

The suspensions (or buffers, or level compensators) are used to keep the suction cups in position as the robot approaches.  
CRG offers a range specifically designed for Plastics applications.  
They are typically mounted on EAOTs (End Of Arm Tooling) with Mounting brackets.

### 带平滑主体的悬件 Suspensions with smooth body

- VFR
- VFN
- VFE



### 带螺纹主体的悬件 Suspensions with threaded body

- VFRT
- VFNT
- VFET



### 非可旋转悬件 Non-rotative suspensions

- VFN
- VFNT
- VFE
- VFET



### 可旋转悬件 Rotative suspensions

- VFR
- VFRT



型材 / SUS Tube

支架模组

快换

夹具组件

气动剪刀

真空组件

附件

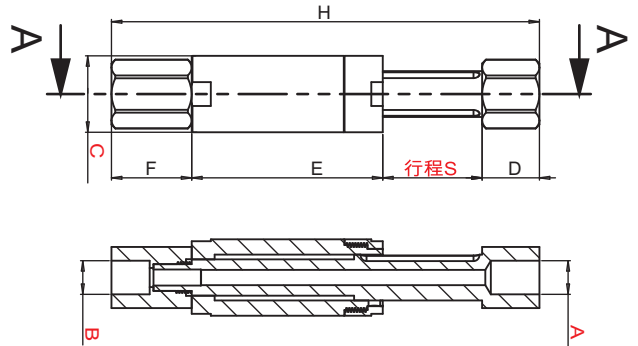
# 非可旋转悬件 Non-rotative Suspensions

型材 SUS Tube  
钢管

主体和杆由阳极铝制成。  
拥有高负载能力的非可旋转杆。  
压力范围：-1 ~ 8 bar。

Body and rod in anodized aluminum.  
Non-rotative rod with high load capability.  
Pressure range: -1 ~ 8 bar.

支架模组  
Stents Module

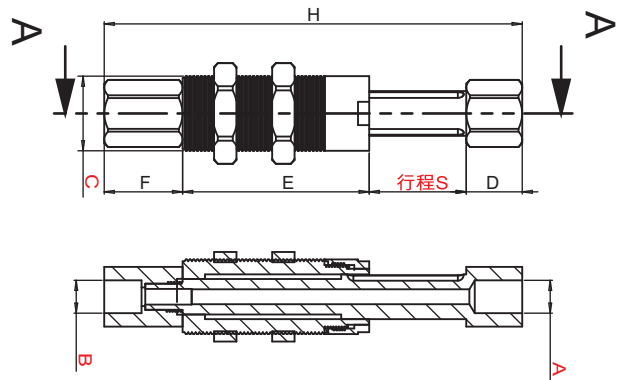


快换  
Quick Changer

夹具组件  
Grip Module

货号(PN)	型号(Model)	A(mm)	B(mm)	C(mm)	D(mm)	E(mm)	F(mm)	G(mm)	H(mm)	S(mm)	Weight(g)
8.Y00064	VFN1011-M5	M5	M5	Ø10	10	22	17	8	60	11	7g
8.Y00321	VFN1021-M5	M5	M5	Ø10	10	41	17	8	89	21	11g
8.Y00065	VFN1421-G18	G1/8	G1/8	Ø14	12	40	20	12	93	21	24g
8.Y00322	VFN1436-G18	G1/8	G1/8	Ø14	12	60	20	12	128	36	44g
8.Y00066	VFN2026-G18	G1/8	G1/8	Ø20	15	50	21	16	112	26	54g
8.Y00067	VFN2051-G18	G1/8	G1/8	Ø20	15	84	21	16	171	51	80g

气动剪刀  
Air Nipper



真空组件  
Vacuum Module

附件  
Accessory Components

货号(PN)	型号(Model)	A(mm)	B(mm)	C(mm)	D(mm)	E(mm)	F(mm)	G(mm)	H(mm)	S(mm)	Weight(g)
8.Y00068	VFNT1011-M5	M5	M5	M10*1	10	22	17	8	60	11	12g
8.Y00323	VFNT1021-M5	M5	M5	M10*1	10	41	17	8	89	21	39g
8.Y00204	VFNT1421-G18	G1/8	G1/8	M14*1	12	40	20	12	93	21	51g
8.Y00383	VFNT1621-G18	G1/8	G1/8	M16*1	12	40	20	12	93	21	64g
8.Y00324	VFNT1436-G18	G1/8	G1/8	M14*1	12	60	20	12	128	36	72g
8.Y00384	VFNT1636-G18	G1/8	G1/8	M16*1	12	60	20	12	128	36	76g
8.Y00205	VFNT2026-G18	G1/8	G1/8	M20*1	15	50	21	16	112	26	82g
8.Y00206	VFNT2051-G18	G1/8	G1/8	M20*1	15	84	21	16	171	51	120g



# 可旋转悬件 Rotative Suspensions

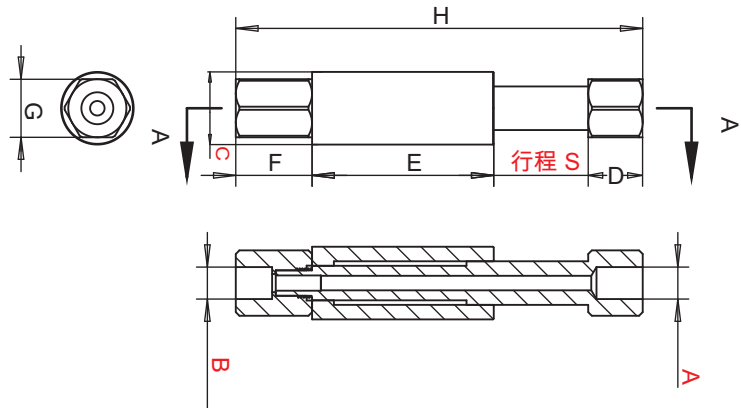
主体和杆由阳极铝制成。  
可旋转杆。  
压力范围：-1 ~ 8 bar。

Body and rod in anodized aluminum.  
Rotative rod.  
Pressure range: -1 ~ 8 bar.



M5为蓝色  
M5 is blue

G1/8为黑色  
G1/8 is black

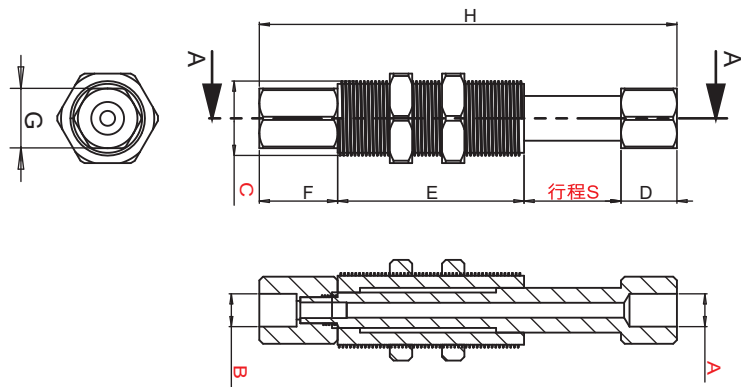


货号(PN)	型号(Model)	A(mm)	B(mm)	C(mm)	D(mm)	E(mm)	F(mm)	G(mm)	H(mm)	S(mm)	Weight(g)
8.Y00060	VFR1011-M5	M5	M5	Ø10	3	22	17	8	53	11	11g
8.Y00325	VFR1021-M5	M5	M5	Ø10	3	41	17	8	82	21	17g
8.Y00061	VFR1421-G18	G1/8	G1/8	Ø14	12	40	20	12	93	21	23g
8.Y00326	VFR1436-G18	G1/8	G1/8	Ø14	12	60	20	12	128	36	40g
8.Y00062	VFR2026-G18	G1/8	G1/8	Ø20	15	50	21	16	112	26	50g
8.Y00063	VFR2051-G18	G1/8	G1/8	Ø20	15	84	21	16	171	51	77g



M5为蓝色  
M5 is blue

G1/8为黑色  
G1/8 is black



货号(PN)	型号(Model)	A(mm)	B(mm)	C(mm)	D(mm)	E(mm)	F(mm)	G(mm)	H(mm)	S(mm)	Weight(g)
8.Y00074	VFRT1011-M5	M5	M5	M10*1	3	22	17	8	53	11	14g
8.Y00327	VFRT1021-M5	M5	M5	M10*1	3	41	17	8	82	21	26g
8.Y00075	VFRT1421-G18	G1/8	G1/8	M14*1	12	40	20	12	93	21	32g
8.Y00381	VFRT1621-G18	G1/8	G1/8	M16*1	12	40	20	12	93	21	36g
8.Y00328	VFRT1436-G18	G1/8	G1/8	M14*1	12	60	20	12	128	36	60g
8.Y00382	VFRT1636-G18	G1/8	G1/8	M16*1	12	60	20	12	128	36	65g
8.Y00076	VFRT2026-G18	G1/8	G1/8	M20*1	15	50	21	16	112	26	70g
8.Y00077	VFRT2051-G18	G1/8	G1/8	M20*1	15	84	21	16	171	51	104g

型材 / SUS Tube

支架模组

快换

夹具组件

气动剪刀

真空组件

附件

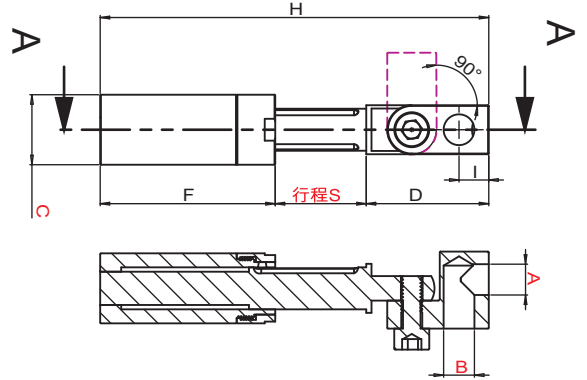
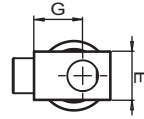
# 带集成弯臂的非可旋转悬件 Non-rotative Suspensions With Integral Elbow Arms

型材  
钢管  
Profile  
SUS Tube

可在 0° 和 +/-90°之间不断设置角度。  
外部供气。  
主体和杆由阳极铝制成。  
拥有高负载能力的非可旋转杆。  
压力范围： -1 ~ 8 bar。

It is possible to set continuously the angle between 0° and +/-90°.  
External air feeding.  
Body and rod in anodized aluminum.  
Non-rotative rod with high load capability.  
Pressure range: -1 ~ 8 bar.

支架  
模组  
Stents  
Module

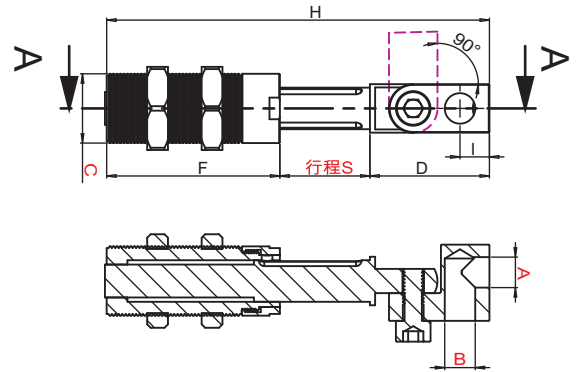
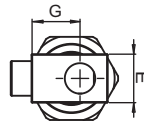


快捷  
切换  
Quick  
Changer

夹具  
组件  
Grip  
Module

货号(PN)	型号(Model)	A(mm)	B(mm)	C(mm)	D(mm)	E(mm)	F(mm)	G(mm)	H(mm)	S(mm)	Weight(g)
8.Y00070	VFE1011-M5	M5	M5	Ø10	20	8	22	8	53	11	12g
8.Y00371	VFE1021-M5	M5	M5	Ø10	20	8	41	8	81	21	16g
8.Y00071	VFE1421-G18	G1/8	G1/8	Ø14	32	14	40	14	93	21	45g
8.Y00372	VFE1436-G18	G1/8	G1/8	Ø14	32	14	60	14	128	36	48g
8.Y00072	VFE2026-G18	G1/8	G1/8	Ø20	35	14	50	14	111	26	70g
8.Y00073	VFE2051-G18	G1/8	G1/8	Ø20	35	14	84	14	169.5	51	105g

气动  
剪刀  
Air  
Nipper



真空  
组件  
Vacuum  
Module

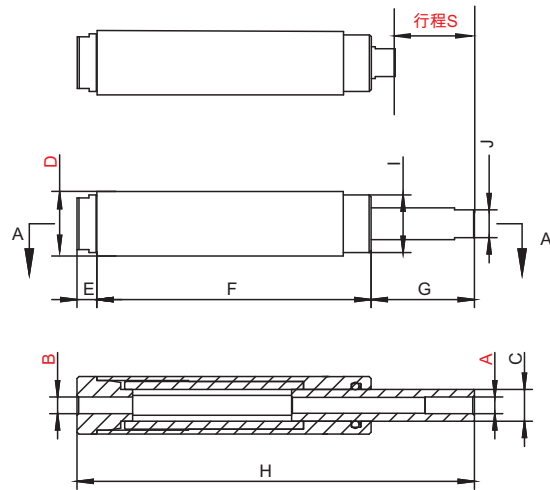
货号(PN)	型号(Model)	A(mm)	B(mm)	C(mm)	D(mm)	E(mm)	F(mm)	G(mm)	H(mm)	S(mm)	Weight(g)
8.Y00069	VFET1011-M5	M5	M5	M10*1	20	8	22	8	53	11	15g
8.Y00374	VFET1021-M5	M5	M5	M10*1	20	8	41	8	81	21	24g
8.Y00228	VFET1421-G18	G1/8	G1/8	M14*1	32	14	40	14	93	21	57g
8.Y00379	VFET1621-G18	G1/8	G1/8	M16*1	32	14	40	14	93	21	64g
8.Y00375	VFET1436-G18	G1/8	G1/8	M14*1	32	14	60	14	128	36	80g
8.Y00380	VFET1636-G18	G1/8	G1/8	M16*1	32	14	60	14	128	36	85g
8.Y00229	VFET2026-G18	G1/8	G1/8	M20*1	35	14	50	14	111	26	88g
8.Y00230	VFET2051-G18	G1/8	G1/8	M20*1	35	14	84	14	169.5	51	125g

附件  
Accessory  
Components

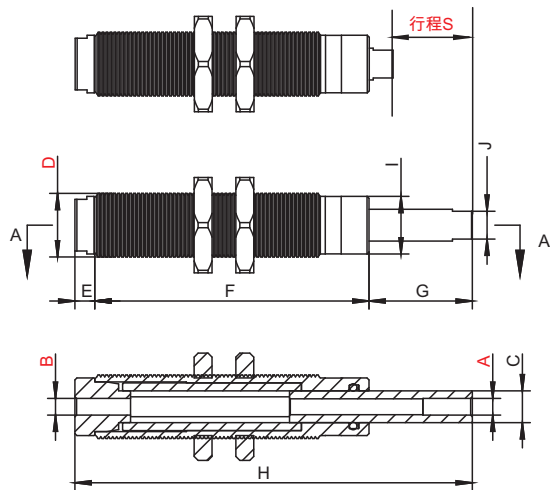
## 配管固定的非可旋转悬件 Non-rotating suspension for fixed piping

产品采用阳极铝制成。  
内置防转塑料活塞。  
内置伸缩功能弹簧复位，  
尾部真空进气固定式设计。

The product is made of anodic aluminium.  
Built-in anti-rotation plastic piston.  
Built-in telescopic function of spring reset,  
tail vacuum intake fixed design.



货号(PN)	型号(Model)	A	B	C	D	E	F	G	H	I	J	S	Weight(g)
8.Y00313	VFC2030-G18	G1/8	G1/8	Φ13	Φ20	8	85	40	133	Φ18	12	30	60



货号(PN)	型号(Model)	A	B	C	D	E	F	G	H	I	J	S	Weight(g)
8.Y00277	VFCT1620-M5	M5	M5	Φ8	M16X1.0	5	69	26	100	Φ14.5	7	20	42.7
8.Y00314	VFCT2030-G18	G1/8	G1/8	Φ13	M20X1.0	8	85	40	133	Φ18	12	30	80

型材  
SUS Tube

支架  
Module

快换  
Quick Changer

夹具  
Grip Module

气动  
Air Nipper

真空  
Vacuum Module

附件  
Accessory Components

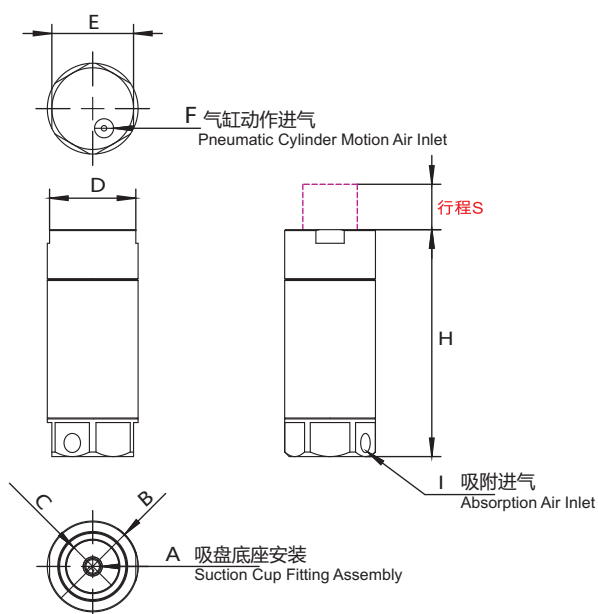
# 气动吸附金具 The Adsorption Of Pneumatic Fittings

型材  
SUS Tube

支架  
Module

快换  
Quick Changer

夹具  
Grip Module



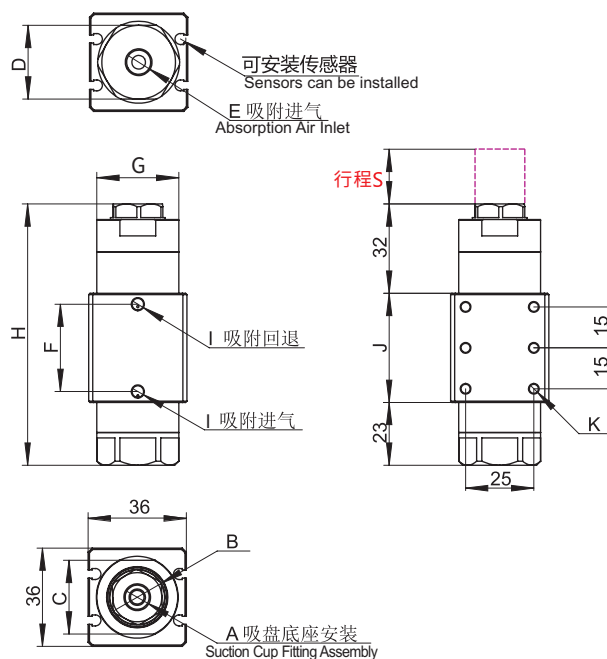
货号(PN)	型号(Model)	A(mm)	B(mm)	C(mm)	D(mm)	E(mm)	F(mm)	H(mm)	I(mm)	S(mm)	Weight
8.Y00207	VFG20-10	M5	Φ20	Φ12	19	18	M5	50	M5	10	35g
8.Y00337	VFG20-20	M5	Φ20	Φ12	19	18	M5	65	M5	20	45g
8.Y00338	VFG30-20	G1/8	Φ30	Φ20	27	27	G1/8	72	G1/8	20	70g

# 双动吸附金具 Double action adsorption fittings

气动  
Air Nipper

真空  
Vacuum Module

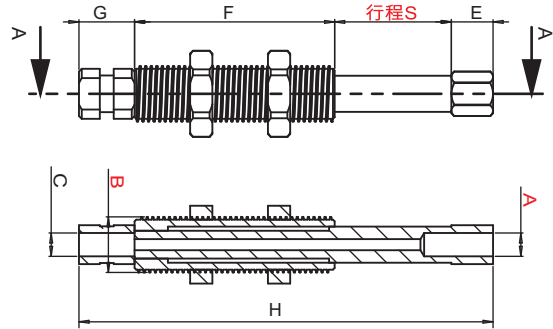
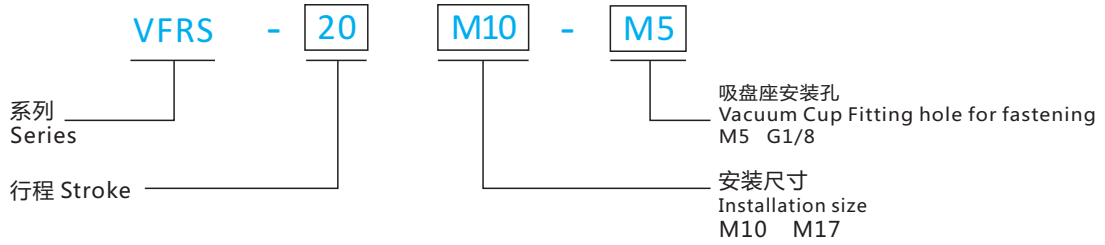
附件  
Accessory Components



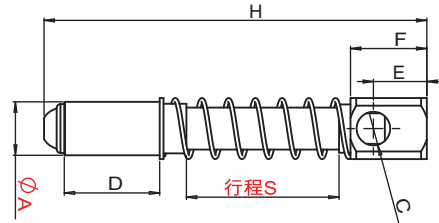
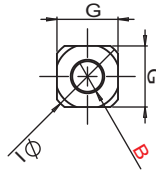
货号(PN)	型号(Model)	A	B	C	D	E	F	G	H	I	J	K	S	Weight
8.Y00451	VFGD30-20	G1/8	Φ20	27	27	G1/8	32	Φ30	95	M5	40	M4	20	198.2g

# 吸着金具 Suction Stems

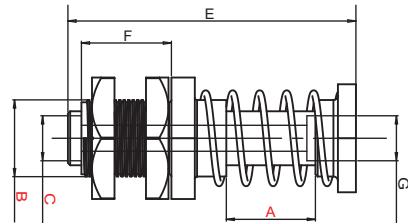
## 型号表示方法 Model representation methods



货号(PN)	型号(Model)	A(mm)	B(mm)	C(mm)	D(mm)	E(mm)	F(mm)	G(mm)	H(mm)	S(mm)	Weight(g)
4.Y00026	VFRS-20M10-M5	M5	M10*1	M5	14	7	36	10	73.5	20	27g
4.Y00023	VFRS-20M16-G1/8	G1/8	M16*1	G1/8	21	4	36	15	77	20	76g



货号(PN)	型号(Model)	A(mm)	B(mm)	C(mm)	D(mm)	E(mm)	F(mm)	G(mm)	H(mm)	I(mm)	S(mm)	Weight(g)
1.Y01452	VFM-4014-G18	Ø14	G1/8	G1/8	25	14	20	16	100	Ø20	40	48g
1.Y01451	VFM-2020-G14	Ø20	G1/4	G1/8	48	15	26	22	113	Ø27	20	136g



货号(PN)	型号(Model)	A(mm)	B(mm)	C(mm)	D(mm)	E(mm)	F(mm)	G(mm)	Weight(g)
1.Y01453	VFL-20M17-G18	20	M17*1	G1/8	27	64	20	G1/8	119g

型材  
SUS Tube

支架  
Module

快换  
Quick Changer

夹具  
Grip Module

气动  
Air Nipper

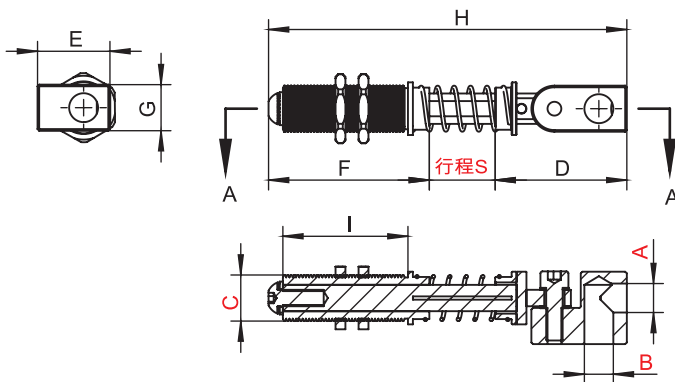
真空  
Vacuum Module

附件  
Accessory Components

# 吸着金具 Suction Stems

型材  
SUS Tube

支架  
Stents Module

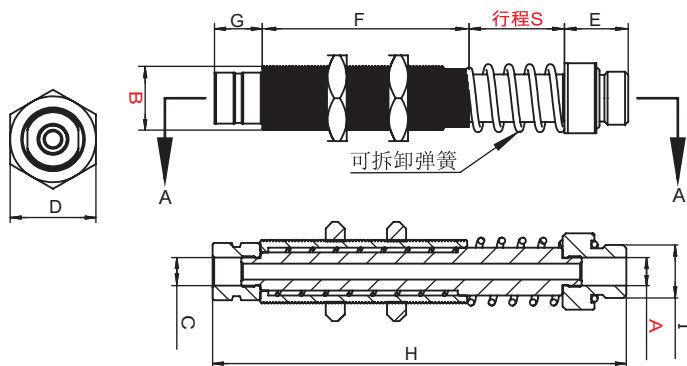


货号(PN)	型号(Model)	A(mm)	B(mm)	C(mm)	D(mm)	E(mm)	F(mm)	G(mm)	H(mm)	I(mm)	S(mm)	Weight(g)
8.Y00319	VFMT-20M14-G18	G1/8	G1/8	M14X1.0	40	22	49	14	109	38	20	97g
8.Y00320	VFMT-40M14-G18	G1/8	G1/8	M14X1.0	40	22	64	14	144	50	40	123g

快换  
Quick Changer

夹具  
Grip Module

NEW



货号(PN)	型号(Model)	A(mm)	B(mm)	C(mm)	D(mm)	E(mm)	F(mm)	G(mm)	H(mm)	I(mm)	S(mm)	Weight(g)
8.Y00409	VFHT-30M20-G38F-G18M	G1/8	M20*1	G1/8	27	20	65	15	130	G3/8	30	260g

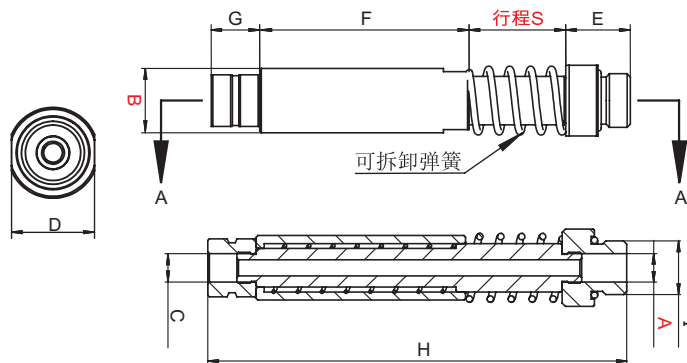
\*安装单弹簧时, 所能承受的压力为7N-18N。安装双弹簧时, 所能承受的压力为60N-150N

\*When installing a single spring, the pressure it can bear is 7N-18N. When installing the double spring, the pressure that can bear is 60N-150N.

气动  
Air Nipper

真空  
Vacuum Module

NEW



货号(PN)	型号(Model)	A(mm)	B(mm)	C(mm)	D(mm)	E(mm)	F(mm)	G(mm)	H(mm)	I(mm)	S(mm)	Weight(g)
8.Y00410	VFH-30M20-G38F-G18M	G1/8	Ø20	G1/8	22	20	65	15	130	G3/8	30	235g

\*安装单弹簧时, 所能承受的压力为7N-18N。安装双弹簧时, 所能承受的压力为60N-150N

\*When installing a single spring, the pressure it can bear is 7N-18N. When installing the double spring, the pressure that can bear is 60N-150N.

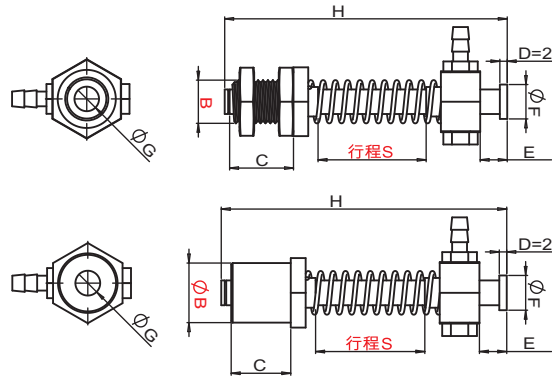
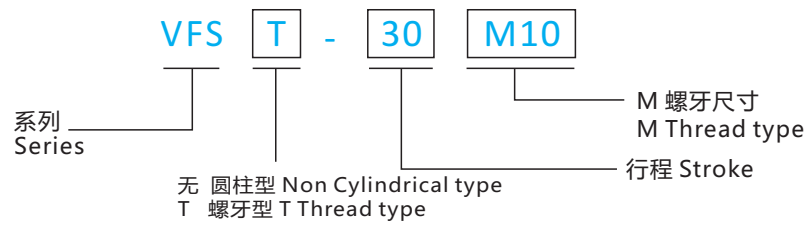
附件  
Accessory Components



# 吸着金具 Suction Stems

## 型号表示方法

### Model representation methods



货号(PN)	型号(Model)	B(mm)	C(mm)	E(mm)	F(mm)	G(mm)	H(mm)	S(mm)	Weight(g)
8.Y00283	VFST-5M10	M10*1	18	5.5	Ø7	Ø3.4	49	5	14g
8.Y00284	VFST-10M10	M10*1	18	5.5	Ø7	Ø3.4	54	10	15g
8.Y00285	VFST-20M10	M10*1	18	5.5	Ø7	Ø3.4	64	20	15g
8.Y00286	VFST-30M10	M10*1	18	5.5	Ø7	Ø3.4	74	30	16g
8.Y00287	VFS-0508	Ø8	18	5.5	Ø7	Ø3.4	49	5	9g
8.Y00288	VFS-0512	Ø12	18	5.5	Ø7	Ø3.4	49	5	13g
8.Y00289	VFS-1008	Ø8	18	5.5	Ø7	Ø3.4	54	10	9g
8.Y00007	VFS-1012	Ø12	18	5.5	Ø7	Ø3.4	54	10	14g
8.Y00290	VFS-2008	Ø8	18	5.5	Ø7	Ø3.4	64	20	10g
8.Y00008	VFS-2012	Ø12	18	5.5	Ø7	Ø3.4	64	20	14g
8.Y00291	VFS-3008	Ø8	18	5.5	Ø7	Ø3.4	74	30	11g
8.Y00292	VFS-3012	Ø12	18	5.5	Ø7	Ø3.4	74	30	15g
8.Y00293	VFMT-5M12	M12*1	18	9	Ø11	Ø4.6	52.5	5	20g
8.Y00294	VFMT-10M12	M12*1	18	9	Ø11	Ø4.6	57.5	10	21g
8.Y00295	VFMT-20M12	M12*1	18	9	Ø11	Ø4.6	67.5	20	22g
8.Y00296	VFMT-30M12	M12*1	18	9	Ø11	Ø4.6	77.5	30	24g
8.Y00297	VFM-0512	Ø12	18	9	Ø11	Ø4.6	52.5	5	15g
8.Y00298	VFM-0520	Ø20	18	9	Ø11	Ø4.6	52.5	5	29g
8.Y00299	VFM-1012	Ø12	18	9	Ø11	Ø4.6	57.5	10	16g
8.Y00300	VFM-1020	Ø20	18	9	Ø11	Ø4.6	57.5	10	29g
8.Y00301	VFM-2012	Ø12	18	9	Ø11	Ø4.6	67.5	20	18g
8.Y00302	VFM-2020	Ø20	18	9	Ø11	Ø4.6	67.5	20	31g
8.Y00303	VFM-3012	Ø12	18	9	Ø11	Ø4.6	77.5	30	19g
8.Y00304	VFM-3020	Ø20	18	9	Ø11	Ø4.6	77.5	30	32g

型材 / SUS Tube

支架模组  
Stents Module

快换  
Quick Changer

夹组件  
Grip Module

气动剪刀  
Air Nipper

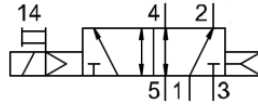
真空组件  
Vacuum Module

附件  
Accessory Components

# 电磁阀 VUVG-LK 管式阀 Solenoid Valve VUVG-LK

单个管式阀 VUVG-LK, 24VDC, 内先导, 接线盒H2 带0.5米电缆

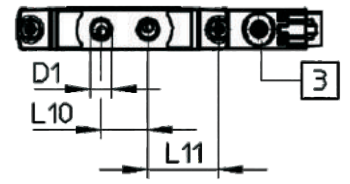
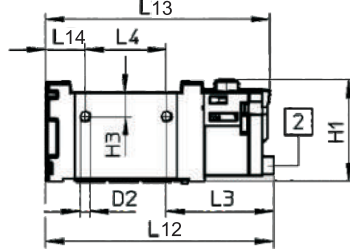
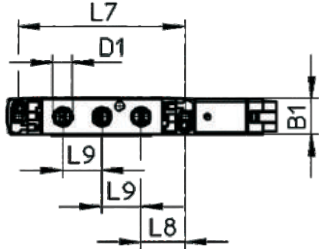

Single pipe valve VUVG-LK, 24VDC, Inner leader H2 Junction box with 0.5m cable



M52, 两位五通, 单电控, 气复位  
M52 Two-position five-way single electronic control air reset

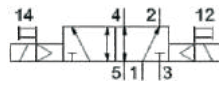


附件 密封垫 (一包10个) accessory seal a pack of ten



2 水平电接口 3 手控按钮  
2 horizontal electrical interface 3 manual button

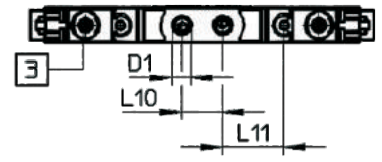
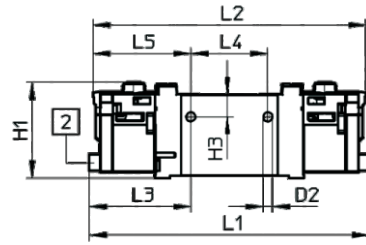
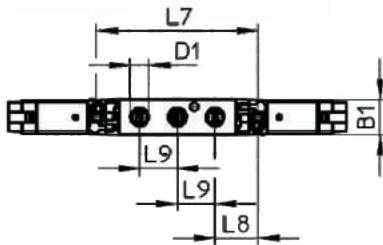

货号(PN)	型号(Model)	B1	D2	H1	H3	L3	L4	L7	L8	L9	L10	L11	L12	L13	L14	流量参数 (l/min.)
1.Y06040	VUVG-LK14-M52-AT-G18-1H2L-S	14.4	3.3	34.8	3.2	40.1	37	66.5	18.4	14.9	17	24.8	95.6	94.4	17.7	660



B52, 两位五通, 双电控  
B52 Two-position double electronic control

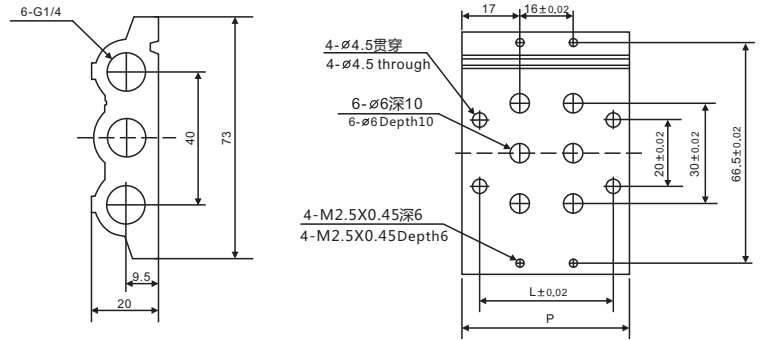



附件 密封垫 (一包10个) accessory seal a pack of ten



2 水平电接口 3 手控按钮  
2 horizontal electrical interface 3 manual button

货号(PN)	型号(Model)	B1	D2	H1	H3	L1	L2	L3	L4	L5	L7	L8	L9	L10	L11	流量参数 (l/min.)
1.Y06288	VUVG-LK14-B52-T-G18-1H2L-W1-S	14.4	3.3	34.8	3.2	118.9	116.4	40.1	37	39.7	66.5	18.4	14.9	17	24.8	660



货号(PN)	1.Y06289	1.Y06290	1.Y06291	1.Y06292	1.Y06293	1.Y06294	1.Y06042	1.Y07453	1.Y06295
型号(Model)	VUVG1/8-LK-2F	VUVG1/8-LK-3F	VUVG1/8-LK-4F	VUVG1/8-LK-5F	VUVG1/8-LK-6F	VUVG1/8-LK-7F	VUVG1/8-LK-8F	VUVG1/8-LK-9F	VUVG1/8-LK-10F
连数(Row)	2	3	4	5	6	7	8	9	10
L	40	56	72	88	104	120	136	152	168
P	50	66	82	98	114	130	146	162	178

货号(PN)	1.Y09872	1.Y09873	1.Y09874	1.Y09875	1.Y09876	1.Y09877	1.Y09878	1.Y09879	1.Y09880	1.Y09881
型号(Model)	VUVG1/8-LK-11F	VUVG1/8-LK-12F	VUVG1/8-LK-13F	VUVG1/8-LK-14F	VUVG1/8-LK-15F	VUVG1/8-LK-16F	VUVG1/8-LK-17F	VUVG1/8-LK-18F	VUVG1/8-LK-19F	VUVG1/8-LK-20F
连数(Row)	11	12	13	14	15	16	17	18	19	20
L	184	200	216	232	248	264	280	296	312	328
P	194	210	226	242	258	274	290	306	322	338

型材 钢管 Profile SUS Tube

支架模组 Stents Module

快换 Quick Changer

夹具组件 Grip Module


气动剪刀 Air Nipper

真空组件 Vacuum Module

附件 Accessory Components

# Compact 20CE 真空发生器 Compact 20CE Vacuum Generator

**NEW**



## 真空发生器 Vacuum Generator 阀 valve

- 配置Piab 多级真空发生器  
Configure Piab multistage vacuum generator
- 真空阀和吹气阀  
Integrated electric vacuum and blow-off valve
- 吹气流量调节阀  
Blowing flow control valve

## 真空传感器 Vacuum sensor

- 可选配具有用户友好型界面的真空传感器，或者选配预留真空检测端口。  
Vacuum sensor with user-friendly interface or reserved vacuum detection port is optional.

## 模块式设计 Modular design


- 多级真空发生器可拆卸清洗和更换，故障排除更加简单。  
The multistage vacuum generator can be disassembled, cleaned and replaced, and the troubleshooting is simpler.

## 快插接头 Quick connector

- 可配置8mm或者10mm的快插接头。  
8mm or 10mm quick connector can be configured.

\*连接线线材长为两米 The wire's length is 2 meters

货号(PN)	型号(Model)	类型(Type)
1.Y13062	COMPACT 20CE PNP	PNP
1.Y13063	COMPACT 20CE NPN	NPN



## Compact 20CE 技术参数/Compact 20CE technical parameter

真空技术 Vacuum technology	多级真空发生器 Multistage vacuum generator
工作气源压力 (Mpa) Working air pressure	0.38~0.6
最大真空流量 (NL/s) Maximum Vacuum flow	2.4
最高真空度 (-Kpa) Maximum Vacuum level	84
耗气量 (NL/s) Air consumption	1.5~2.2
工作温度 (°C) Working temperature	-5~50
尺寸 (mm) Size	94x78x30
噪音 (dBA) Noise level	57-68
真空口尺寸 Vacuum port size	G3/8"
净重 (g) Net Weight	370
真空传感器 Vacuum Sensor	PNP/NPN
电磁阀 Solenoid Valve	NC/NO
消耗功率 Power consumption	24V±10% VDC,2W

型材 / 钢管  
Profile / SUS Tube

支架模组  
Stents Module

快换  
Quick Changer

夹组件  
Grip Module

气动剪刀  
Air Nipper

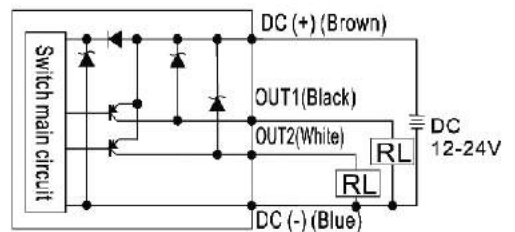
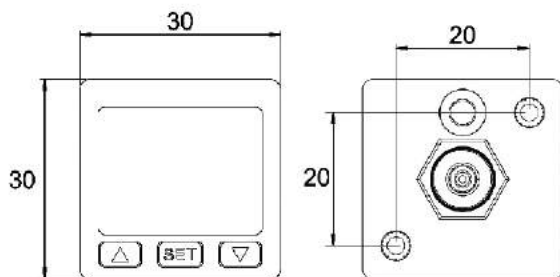
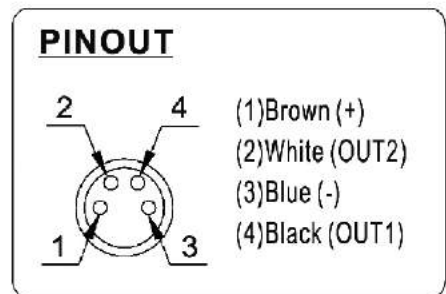
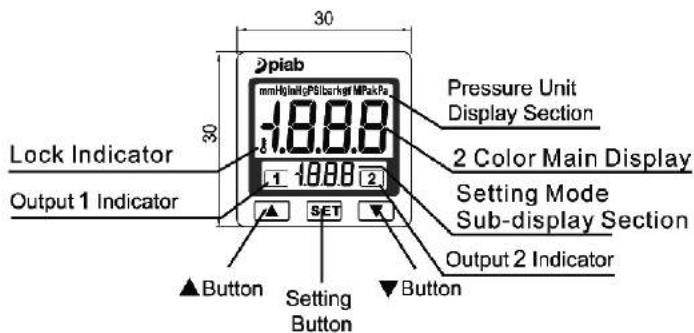
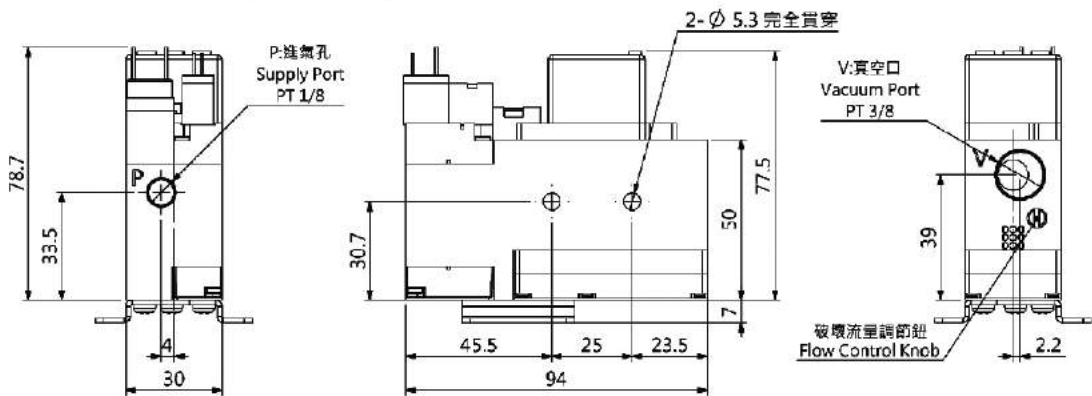
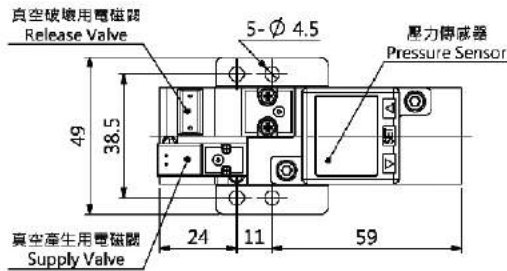
真空组件  
Vacuum Module

附件  
Accessory Components

# Compact 20CE 真空发生器 Compact 20CE Vacuum Generator

Compact 20CE 真空发生器和传感器尺寸图

Dimensional drawing of Compact 20CE Vacuum Generator and Sensor



型材  
SUS Tube

支架  
模組

快換

夾具  
組件


氣動  
剪刀

真空  
組件

附件  
Accessories Components

# Compact 10CE 集成式真空发生器 Compact 10CE Integrated vacuum generator

**NEW**



\*连接线材长为两米 The wire's length is 2 meters

货号(PN)	型号(Model)	类型(Type)
1.Y13064	COMPACT10E PNP	PNP
1.Y13279	COMPACT10E NPN	NPN

数据表所指明的数值可进行测试：

- 室温 (20°C [68°F] ± 3°C [5.5°F])。
- 标准大气压 (101.3 [29.9 inHg] ± 1.0 Kpa [0.3 inHg])。
- 相对湿度：35-85%，无冷凝。
- 压缩空气质量，DIN ISO 8573-1 class 4 标准。

Values specified in the data sheet are tested at:

- Room temperature (20°C [68°F] ± 3°C [5.5°F])
- Standard atmosphere (101.3 [29.9 inHg] ± 1.0 kPa [0.3 inHg])
- Relative humidity: 35-85%, non condensation
- Compressed air quality DIN ISO 8573-1 class 4 standard

## 技术参数/Technical data

说明 Description	单位 Unit	值 Value
推荐进气压力 Recommended feed pressure	Mpa	0.5
最大进气压力 Feed pressure, max.	Mpa	0.7
温度范围 Temperature range	°C	0-50
重量* Weight*	g	74
材料 Material	-	PA, AL, CuZn, PE, NBR, PC, SS, TPV, FKM, Steel, Glass epoxy
1-8 个真空通道条件下的噪音等级范围 Noise level range of 1-8 vacuum channels	dB	46-60
连接，压缩空气 Connection, compressed air	-	ø6 推入式连接器 ø6 push-in connector
连接，真空 Connection, vacuum	-	ø6 推入式连接器 ø6 push-in connector

\*) 注意！重量不包括运输中包含的电缆。\*) Note! The weight does not include the cables that are included in the shipping.

## 阀门模块/Valve module

说明 Description	单位 Unit	值 Value
阀门功能 Valve function	-	NC 真空常闭 + NC 吹气常闭 NC vacuum normally closed + NC blowing normally closed
电源电压 Supply voltage	VDC	24 (21.6 – 26.4)
功率 Power	W	3.5
响应时间 Response time	ms	≤ 3
电气连接 Electrical connection	-	Supplied cable, Red (+) Black (-)

## 真空传感器/Vacuum sensor

说明 Description	单位 Unit	值 Value
电源电压 Supply voltage	VDC	12-24 ±10%，波动 P-P 10% 或更低 12-24 ±10%, Fluctuation P-P 10% or less
电流消耗(无负载) Current consumption (with no load)	mA	≤ 40
切换输出 Switch output	-	NPN
响应时间 Response time	ms	≤ 2,5
模拟输出 Analog output	VDC	1-5 ±2.5% F.S.
电气连接 Electrical connection	-	JST PAP-05V

型材 / SUS Tube

支架模组  
Stents Module

快换  
Quick Changer

夹组件  
Grip Module

气动剪刀  
Air Nipper

真空组件  
Vacuum Module

附件  
Accessory Components



型材 · SUS Tube

支架模组

快换

夹具组件

气动剪刀

真空组件

附件

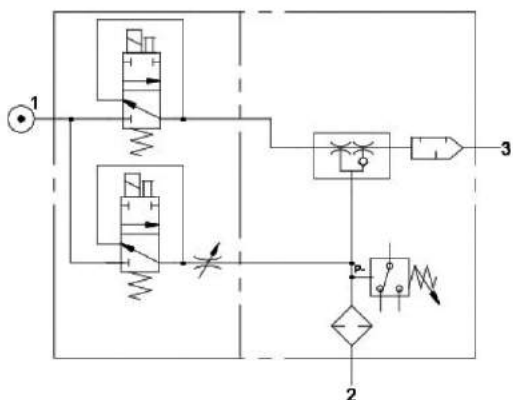
### 真空流量/Vacuum flow

供气压力真空泵/喷嘴 Feed pressure vacuum pump/nozzle	每个泵/喷嘴的空气消耗量 Air consumption per pump /nozzle	不同真空度 (-kPa) 下的真空流量 (NI/s) Vacuum flow (NI/s) under different vacuum degrees (-kPa)								最大真空度 Max vacuum
		0	10	20	30	40	50	60	70	
Mpa	NI/s	0	10	20	30	40	50	60	70	-kpa
0.50/0.40	0.23	0.26	0.24	0.19	0.14	0.088	0.063	0.045	0.023	84

### 抽真空时间/Vacuum time

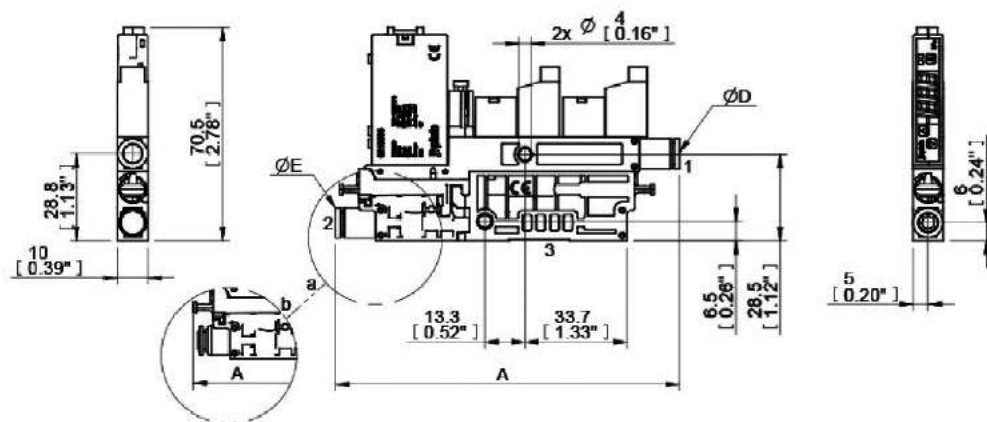
供气压力真空泵/喷嘴 Feed pressure vacuum pump/nozzle	每个泵/喷嘴的空气消耗量 Air consumption per pump /nozzle	达到不同真空度 (-kPa) 的抽气时间 Pumping time to different vacuum (- kPa)								最大真空度 Max vacuum
		10	20	30	40	50	60	70	80	
Mpa	NI/s	10	20	30	40	50	60	70	80	-kpa
0.50/0.40	0.23	0.40	0.87	1.49	2.38	3.71	5.57	8.52	15.44	84

### 外形尺寸/Dimensions



说明 Description	单位 Unit	值 Value
A	mm	113.6
ΦD	mm	Φ6
ΦE	mm	Φ6

配置 Configuration	值 Value
a	ø6 推入式连接器 ø6 push-in connector



### 订购信息/Ordering information

说明 Description	产品代码 Product code
COMPACT10E, 超高真空流量 (micro), 显示屏, 模拟和数字输出, NPN, ø6 推入式连接器, 1 通道, Φ6推入式连接器, 集成式消音器, NC 真空常闭 + NC 吹气常闭 COMPACT10E, ultra high vacuum flow (micro), display screen, analog and digital output, NPN, ø6 push in connector, 1 channel, ø6 push in connector, integrated muffler, NC vacuum normally closed + NC blowing normally closed	C10E.T.BB.6.1.6.EJ.CC



# VLCLASSIC XI x 2 真空发生器 VLCLASSIC XI x 2 Vacuum Generator

**NEW**



- 高效节能发生器技术。
- 真空发生管可在高达 95 -kPa 的真空度下提供高流量。
- 适用于需高真空度的无渗透应用。
- 大容量范围，可提供 1 至 6 个真空发生管如有需要，VLCLASSIC 可以由较小的容量很轻松的升级为更大容量。
- 轻巧、可配置的和模块化设计。
- 易于拆卸维护。
- High efficiency and energy saving generator technology.
- The vacuum generating tube can provide high flow rate under the vacuum degree up to 95 - kPa.
- Suitable for non permeable applications requiring high vacuum.
- Large capacity range, 1 to 6 vacuum tubes can be provided. If necessary, vlclassic can be easily upgraded from smaller capacity to larger capacity.
- Lightweight, configurable and modular design.
- Easy to disassemble and maintain.

货号(PN)	型号(Model)
1.Y13065	VLCLASSIC XI x 2

## 概述/Summary

物料 Materiel	CuZn, NBR (FKM), PA, SS, Al
噪音 Noise level	64 – 69 dBA
温度范围 Temperature	-10 – 80 °C
重量 Weight	550 g
消音器重量 Muffler weight	120 g

## 性能/Performance

最大进气压力 Feed pressure, max.	0.7 MPa
最佳进气压力 Feed pressure, optimum	0.45 MPa
最大真空度 Max vacuum	95 -kPa

## 气动参数/Aerodynamic parameters

内部容积 Internal volume	140 cm <sup>3</sup>
----------------------	---------------------

## 真空流量/Vacuum flow (NI/s)

进气压力 Feed pressure	耗气量 Gas consumption	真空流量 (NI/s) @真空度 (-kPa) Vacuum flow(NI/s) @ vacuum (- kPa)										最大真空度 Max vacuum
		0	10	20	30	40	50	60	70	80	90	
Mpa	NI/s	0	10	20	30	40	50	60	70	80	90	-kPa
0.45	3.66	11.8	6	4	2.6	1.46	1.16	0.86	0.64	0.36	0.06	95

## 排气时间/Exhaust time (s/l)

进气压力 Feed pressure	耗气量 Gas consumption	排气时间 (s/l) 真空度 (-kPa) Exhaust time (s / L) Vacuum (- kPa)										最大真空度 Max vacuum
		10	20	30	40	50	60	70	80	90		
Mpa	NI/s	10	20	30	40	50	60	70	80	90	-kPa	
0.45	3.66	0.011	0.031	0.06	0.11	0.19	0.29	0.42	0.6	1.1	95	

数据表所指明的数值可进行测试：

The values indicated in the data sheet can be tested:

室温 Room temperature	(20 °C [68 °F] ± 3 °C [5.5 °F])
标准大气压 Standard atmosphere	(101.3 [29.9 inHg] ± 1.0 kPa [0.3 inHg])
相对湿度 Relative humidity	0-100%
压缩空气品质 Compressed air quality	DIN ISO 8573-1 class 4

型材 / SUS Tube

支架模组

快换

夹爪组件

气动剪刀

真空组件

附件

# piINLINE® vacuum generator MINI Si, 真空发生器 Vacuum Generator

型材  
SUS Tube

支架  
Module

快换  
Changer

夹具  
Module

气动  
Nipper

真空  
Module

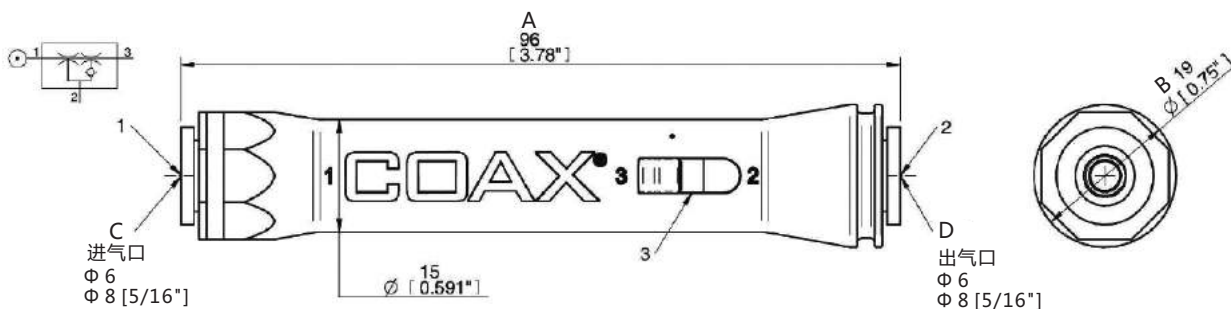
附件  
Components

**NEW**



- 获得专利的COAX®盒式磁带技术。
- 与能耗相关的高真空流量。
- 低重量内联设计，带有用于真空和压缩空气的推入式配件。
- 直接在软管上快速方便地安装。
- 用于额外真空流的Si滤筒。
- 用于在低进料压力下实现高性能的Pi滤筒
- 需要高流量和深真空时的Xi滤筒。
- Patented COAX® cartridge technology.
- High vacuum flow capacity in relation to energy consumption.
- Low weight inline design with push-in fittings for vacuum and compressed air.
- Quick and easy installation directly on the hose.
- Si cartridge for extra vacuum flow.
- Pi cartridge for high performance at low feed pressures.
- Xi cartridge when high flow and deep vacuum is needed.

## 外形尺寸/Dimensions



型号 (Model)	piINLINE® vacuum generator MINI Si, 6-6 mm	piINLINE® vacuum generator MINI Si, 8-8 mm
货号 (PN)	1.Y13066	1.Y13067
直径 Diameter	19 mm (B)	19 mm (B)
进气口直径 Air inlet diameter	6 mm (C)	8 mm (C)
出气口直径 Air outlet diameter	6 mm (D)	8 mm (D)
长度 Length	96 mm (A)	96 mm (A)

## 概述/Summary

产品编号 ( 备选 ) Product number (optional)	E12842188
物料 Materiel	CuZn, PA, SS, 丁腈橡胶
重量 Weight	21.8 g

## 性能/Performance

耗气量 Gas consumption	25.7 l/m (.9 scfm) NI/s
最大进气压力 Feed pressure, max.	0.7 MPa

# piINLINE® vacuum generator MINI Si , 真空发生器 Vacuum Generator

## 真空流量/Vacuum flow(Nl/s)

进气压力 Feed pressure	耗气量 Gas consumption	真空流量 (Nl/s) @真空度 (-kPa) Vacuum flow(Nl/s) @ vacuum (- kPa)								最大真空度 Max vacuum
Mpa	Nl/s	0	10	20	30	40	50	60	70	-kPa
0.6	0.44	0.69	0.55	0.42	0.28	0.23	0.16	0.12	0.08	75

## 排气时间/Exhaust time (s/l)

进气压力 Feed pressure	耗气量 Gas consumption	排气时间 (s/l) 真空度 (-kPa) Exhaust time (s / L) Vacuum (- kPa)							最大真空度 Max vacuum
Mpa	Nl/s	10	20	30	40	50	60	70	-kPa
0.6	0.44	0.16	0.37	0.66	1.1	1.4	2.1	3.1	75

数据表所指明的数值可进行测试：

The values indicated in the data sheet can be tested:

室温 Room temperature	(20 ° C [68 ° F] ± 3 ° C [5.5 ° F])
标准大气压 Standard atmosphere	(101.3 [29.9 inHg] ± 1.0 kPa [0.3 inHg])
相对湿度 Relative humidity	0-100%
压缩空气质量 Compressed air quality	DIN ISO 8573-1 class 4

型材 / SUS Tube  
Profile

支架模组  
Stents Module

快换  
Quick Changer

夹具组件  
Grip Module

气动剪刀  
Air Nipper

真空组件  
Vacuum Module

附件  
Accessory Components

# 真空模组 SCPSb系列 Vacuum Module SCPSb Series

体型轻巧的集成式真空发生器采用高效eco nozzle技术，适用于空间局限下的工况。

The compact and lightweight integrated vacuum generator adopts high-efficiency eco nozzle technology, which is suitable for working conditions under limited space.



## 亮点Highlights

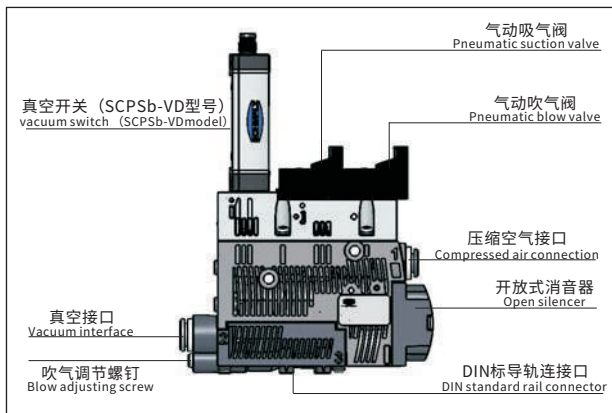
- 高效eco nozzle技术
- 体积小巧，材质为极其耐用的塑料
- 最佳流体结构，以高效产生真空
- 快插式接口
- 可供DIN标导轨连接的连接口
- 开放式消音器
- **Efficient eco nozzle technology**
- **Small size, made of extremely durable plastic**
- **Optimal fluid structure for efficient vacuum generation**
- **Quick-plug interface**
- **Connecting port for DIN standard rail connection**
- **Open silencer**

## 优势Advantage


- 压缩空气消耗量极少，抽吸速率更高
- 装置小巧耐用；可直接安装在搬运系统上
- 动作周期极短，频率高
- 无需额外螺丝
- 安装简单；也可直接安装于配电箱上
- 噪声低，维护时间间隔长，维护频率低
- The compressed air consumption is very small, and the suction rate is higher
- The device is small and durable; it can be directly installed on the handling system
- The action cycle is extremely short, the frequency is high
- No extra screws required
- Simple installation; can also be installed directly on the distribution box
- Low noise, long maintenance interval, low maintenance frequency

\*连接线线材长为五米 The wire's length is 5 meters

## 结构 Structure



集成式真空发生器SCPSb-VD采用系统化设计  
 The integrated vacuum generator SCPSb-VD adopts a systematic design.



通过集成式真空发生器SCPSb可中央式供给真空  
 Vacuum can be supplied centrally through the integrated vacuum generator SCPSb.

## 技术参数 Technical Parameter

货号 (PN)	型号 (Model)	喷嘴-Ø Nozzle [mm]	真空度 Vacuum [%]	最大抽吸速率 Maximum suction rate [l/min]	耗气量 <sup>(1)</sup> Air consumption [l/min]		噪音等级 <sup>(1)</sup> Noise level [dB(A)]		工作压力 Work pressure [bar]	推荐真空管内径 Recommended vacuum tube inner diameter [mm]		工作温度 Work temperature [°C]
					吸气 Inhale	吹气 Blow	空载状态 No-load state	吸取状态 Absorption state		压缩空气管 Compressed air pipe	真空管 Vacuum tube	
1.Y13276	SCPSb-07-S04-NC-VD	0.7	85	16	22	116	61	58	2...6	4	4	0...50
1.Y13277	SCPSb-10-S04-NC-VD	1.0	85	34	46	116	73	60	2...6	4	4	0...50
1.Y13278	SCPSb-15-S04-NC-VD	1.5	85	64	59	116	76	65	2...6	4	6	0...50

\*所有流量参数均指的是环境大气压(ANR)为101.3kPa，温度和湿度分别为20°C和65%条件下的参数。

\*All flow parameters refer to the parameters under the conditions of ambient atmospheric pressure (ANR) of 101.3kPa, temperature and humidity of 20°C and 65% respectively

\*压缩空气质量：达到ISO 8573-1, 3-3-3级，过滤等级(40 μm)含油或不含油。

\*Compressed air quality: up to ISO 8573-1, level 3-3-3, filter grade (40 μm) with or without oil.

(1)工作压力4bar以下。

(1) Working pressure below 4 bar.

型材  
SUS Tube

支架  
Module

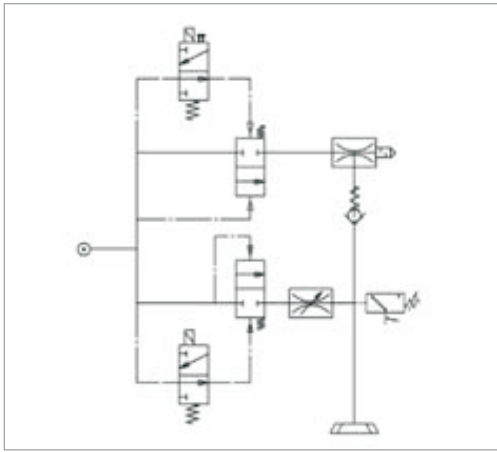
快换  
Changer

夹具  
Module

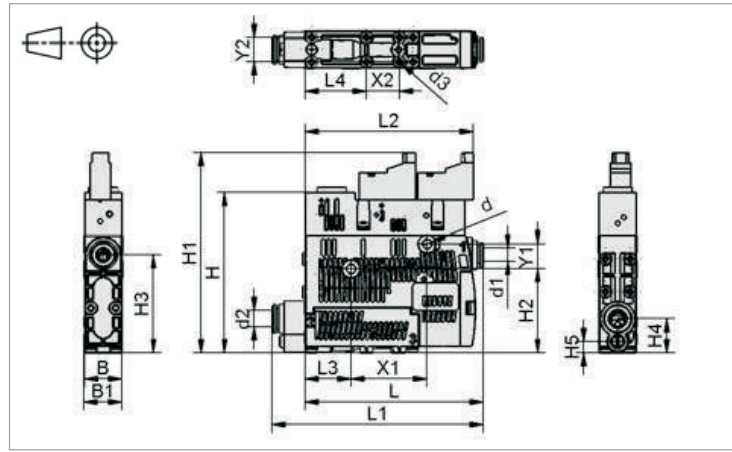
气动  
Nipper

真空  
Module

附件  
Components



气路图  
Gas circuit diagram



尺寸图  
Dimensions

结构参数 Structural parameters

货号 (PN)	型号 (Model)	B	B1	d	d1	d2	d3	H	H1	H2	H3	H4	H5	L	L1	L2	L3	L4	X1	X2	Y1	Y2
1.Y13276	SCPSb-07-S04-NC-VD	18	18.6	4.4	6	6	2.6	77.5	147	40.8	47.5	16.5	5.5	86.2	102.5	81.4	22	29.5	36.9	16	12	12
1.Y13277	SCPSb-10-S04-NC-VD	18	18.6	4.4	6	6	2.6	77.5	147	40.8	47.5	16.5	5.5	86.2	102.5	81.4	22	29.5	36.9	16	12	12
1.Y13278	SCPSb-15-S04-NC-VD	18	18.6	4.4	6	8	2.6	77.5	147	40.8	47.5	16.5	5.5	86.2	102.5	81.4	22	29.5	36.9	16	12	12

型材 / SUS Tube

支架模组

快换

夹组件

气动剪刀

真空组件

附件







# 分线盒 Junction box

外壳材质:尼龙,黑色  
 锁紧螺母:黄铜镀镍  
 针托:TPU材质,黑色  
 触点:黄铜镀金  
 防护等级:IP67

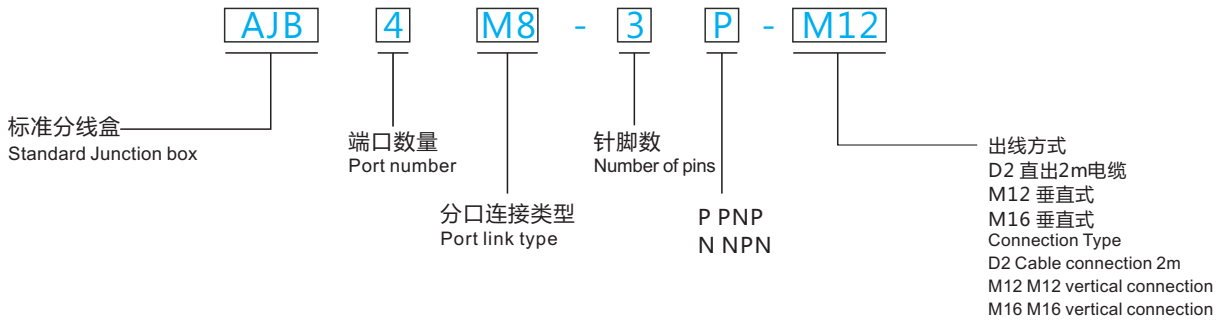
负载:10~30VDC,6A总电流强度,2A分口电流强度,LED 10mA  
 使用环境温度:-30...+80°C  
 单通道 PNP NPN

Housing material:Nylon/Black  
 Coupling nut:Brass/Nicket  
 Contact carrier:TPU/Black  
 Pin:Brass/Gold  
 IP degree:IP67

Load:10~30VDC,2 A/port, 6 A total,LED 10mA  
 Temperature range:-30...+80°C  
 Single channel PNP or NPN



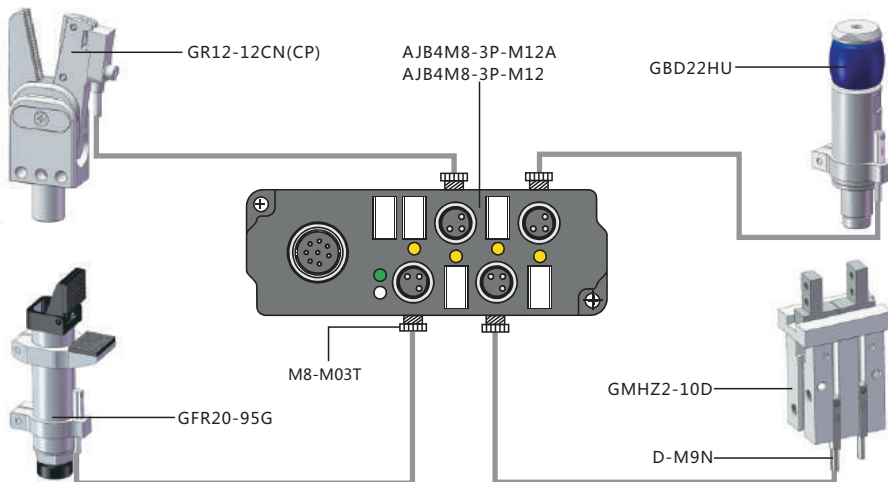
## 型号表示方法 Model representation methods



货号(PN)	型号(Model)	类型(Type)	重量(Weight)
4.Y00487	AJB4M8-3P-M12	PNP	110g
4.Y00488	AJB4M8-3N-M12	NPN	110g
4.Y00491	AJB8M8-3P-M16	PNP	120g
4.Y00492	AJB8M8-3N-M16	NPN	120g
4.Y00495	AJB8M8-3P-D2	PNP	300g
4.Y00496	AJB8M8-3N-D2	NPN	300g

## 运用实例 / Application example

- 单通道 PNP NPN
- 四路输入同时有效,输出一组信号,实现 "与电路" 输出功能 (选配)
- Single channel PNP or NPN
- The four way input is effective at the same time, and outputs a set of signals to realize the output function of "and circuit".



型材 / SUS Tube

支架模组

快捷

夹具组件

气动剪刀

真空组件

附件  
Accessory Components

# M8四分口分线盒 M8 4 ports Junction box

外壳材质:尼龙,黑色  
 锁紧螺母:黄铜镀镍  
 针托:TPU材质,黑色  
 触点:黄铜镀金  
 防护等级:IP67

负载:10~30VDC,6A总电流强度,2A分口电流强度,LED 10mA  
 使用环境温度:-30...+80°C

Housing material:Nylon/Black  
 Coupling nut:Brass/Nicket  
 Contact carrier:TPU/Black  
 Pin:Brass/Gold  
 IP degree:IP67

Load:10~30VDC,2 A/port, 6 A total,LED 10mA  
 Temperature range:-30...+80°C

型材 / SUS Tube  
Profile / SUS Tube

支架模组  
Stents Module

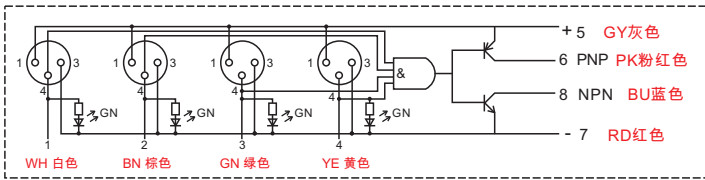
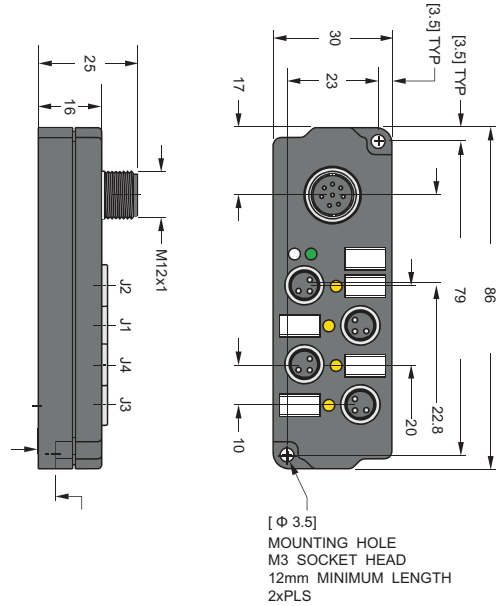
快换  
Quick Changer

夹具组件  
Grip Module

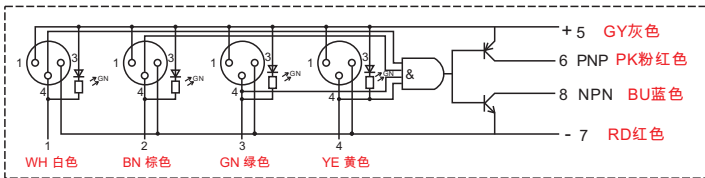
气动剪刀  
Air Nipper

真空组件  
Vacuum Module


附件  
Accessory Components



AJB4M8-3P-M12



AJB4M8-3N-M12



## 接头 /Joint



8针M12现场可接线连接器

8 pins M12 Field wirable connector

3针M8现场可接线连接器

3 pins M8 Field wirable connector

货号(PN)	1.Y07461
型号(Model)	ELK8112-0/9

货号(PN)	1.Y06722
型号(Model)	M8-M03T

单通道 PNP NPN  
 每分口1路信号  
 带 LED 显示灯  
 垂直式M12连接器  
 Single channel PNP or NPN  
 1 signal per port  
 LED  
 M12 vertical connector



3针M8现场可接线连接器  
 3 pins M8 Field wirable connector

货号(PN)	1.Y13391
型号(Model)	M8-M03L



8针M12预铸电缆  
 8 pins M12 pre-moulding Cable

货号(PN)	1.Y07462
型号(Model)	ELK8-2M/P00

## 针脚排列图/Pinout

孔座/Female



货号(PN)	型号(Model)	类型(Type)	重量(Weight)
4.Y00487	AJB4M8-3P-M12	PNP	110g
4.Y00488	AJB4M8-3N-M12	NPN	110g

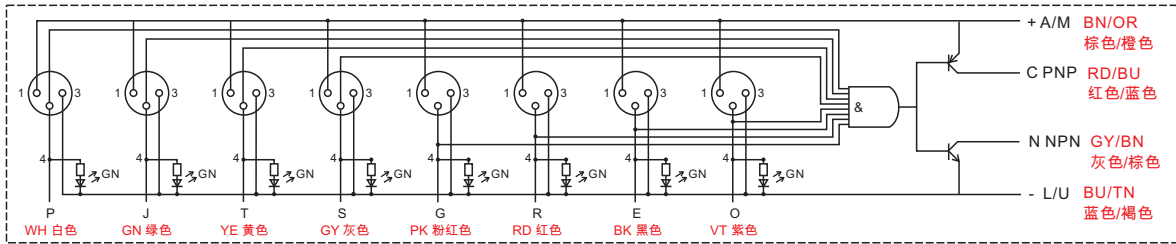
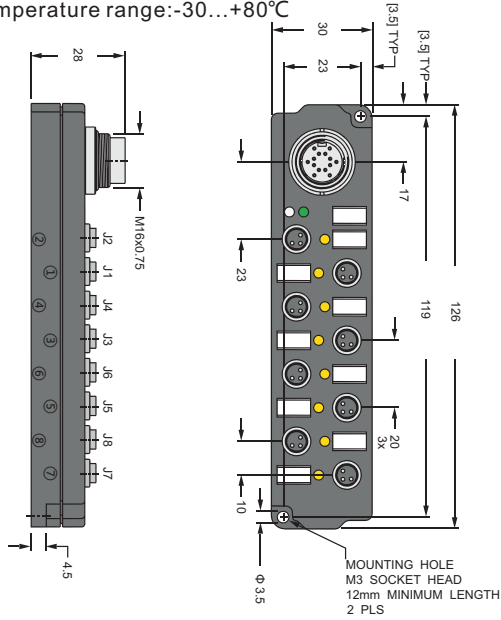
# M8八分口分线盒 M8 8 ports Junction box

外壳材质:尼龙,黑色  
 锁紧螺母:黄铜镀镍  
 针托:TPU材质,黑色  
 触点:黄铜镀金  
 防护等级:IP67

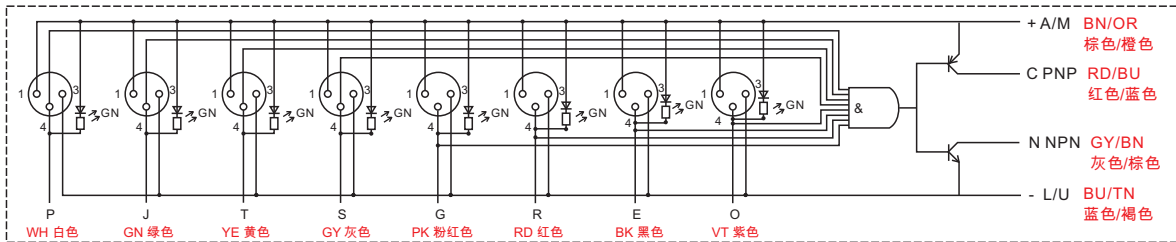
负载:10~30VDC,6A总电流强度,2A分口电流强度,LED 10mA  
 使用环境温度:-30...+80°C

Housing material:Nylon/Black  
 Coupling nut:Brass/Nicket  
 Contact carrier:TPU/Black  
 Pin:Brass/Gold  
 IP degree:IP67

Load:10~30VDC,2 A/port, 6 A total,LED 10mA  
 Temperature range:-30...+80°C



AJB8M8-3P-M16



AJB8M8-3N-M16

单通道 PNP NPN  
 每分口1路信号  
 带 LED 显示灯  
 垂直式M16连接器

Single channel PNP or NPN  
 1 signal per port  
 LED  
 M16 vertical connector

## 接头 /Joint



14针M16预铸电缆  
 14 pins M16 pre-moulding Cable

货号(PN)	1.Y07463
型号(Model)	DNLK14-14-2M/P00



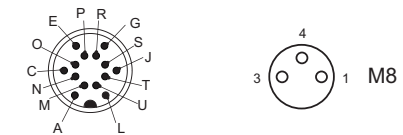
3针M8现场可接线连接器  
 3 pins M8 Field wirable connector

货号(PN)	1.Y06722
型号(Model)	M8-M03T



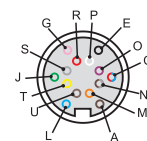
3针M8现场可接线连接器  
 3 pins M8 Field wirable connector

货号(PN)	1.Y13391
型号(Model)	M8-M03L



## 针脚排列图/Pinout

孔座/Female



- A. BN 棕色
- C. RD/BU 红色/蓝色
- E. BK 黑色
- G. PK 粉红色
- J. GN 绿色
- L. BU 蓝色
- M. OR 橙色
- N. GY/BN 灰色/棕色
- O. VT 紫色
- P. WH 白色
- R. RD 红色
- S. GY 灰色
- T. YE 黄色
- U. TN 褐色

货号(PN)	型号(Model)	类型(Type)	重量(Weight)
4.Y00491	AJB8M8-3P-M16	PNP	120g
4.Y00492	AJB8M8-3N-M16	NPN	120g

型材 / SUS Tube

支架模组

快换

夹具组件

气动剪刀

真空组件

附件

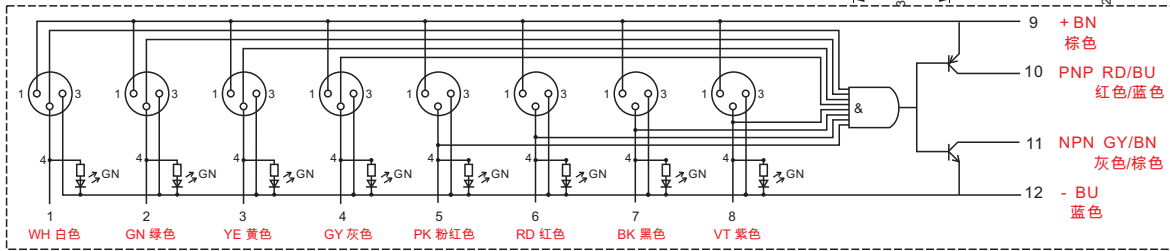
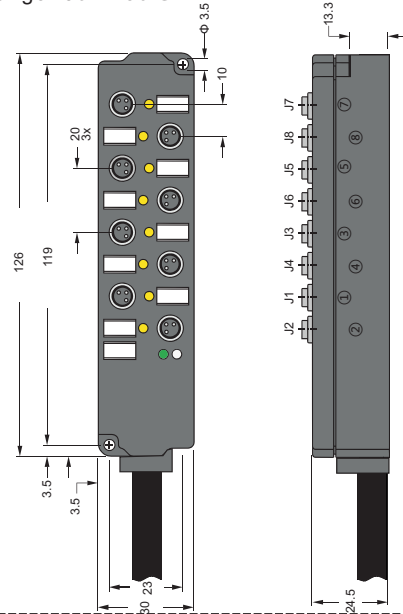
# M8八分口分线盒 M8 8 ports Junction box

外壳材质:尼龙,黑色  
 锁紧螺母:黄铜镀镍  
 针托:TPU材质,黑色  
 触点:黄铜镀金  
 防护等级:IP67

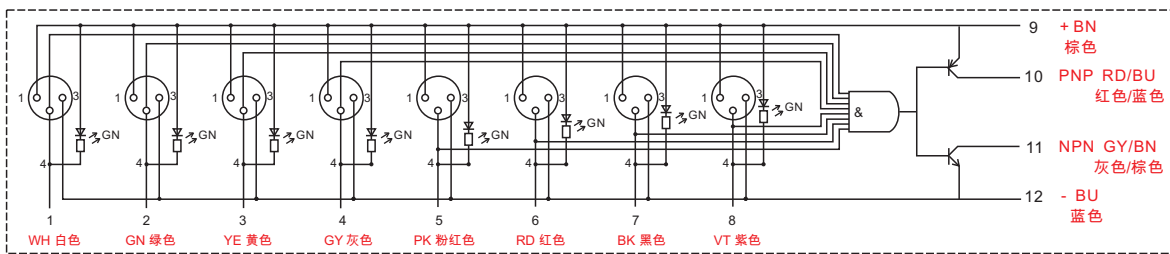
负载:10~30VDC,6A总电流强度,2A分口电流强度,LED 10mA  
 使用环境温度:-30...+80°C

Housing material:Nylon/Black  
 Coupling nut:Brass/Nicket  
 Contact carrier:TPU/Black  
 Pin:Brass/Gold  
 IP degree:IP67

Load:10~30VDC,2 A/port, 6 A total,LED 10mA  
 Temperature range:-30...+80°C



AJB8M8-3P-D2



AJB8M8-3N-D2

单通道 PNP NPN  
 每分口1路信号  
 带 LED 显示灯  
 2m黑色10芯 PVC 线

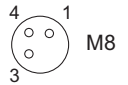
接头 /Joint



3针M8现场可接线连接器  
 3 pins M8 Field wirable connector

3针M8现场可接线连接器  
 3 pins M8 Field wirable connector

信号线截面示意图  
 Singal Wire Cross-sectional Sketch Map



- 1.WH 白色
- 2.GN 绿色
- 3.YE 黄色
- 4.GY 灰色
- 5.PK 粉红色
- 6.RD 红色
- 7.BK 黑色
- 8.VT 紫色
- 9.BN 棕色
- 10.BU 蓝色
- 11.RD/BU 红色/蓝色
- 12.GY/BN 灰色/棕色

Single channel PNP or NPN

1 signal per port

LED

Black PVC wire with 10 cores in 2m

货号(PN)	1.Y06722
型号(Model)	M8-M03T

货号(PN)	1.Y13391
型号(Model)	M8-M03L

货号(PN)	型号(Model)	类型(Type)	重量(Weight)
4.Y00495	AJB8M8-3P-D2	PNP	300g
4.Y00496	AJB8M8-3N-D2	NPN	300g

\* 标准长度为2米,可订制长度

\* The standard length is 2 meters, which can be customized.

型材 / SUS Tube

支架模组

快换

夹具组件

气动剪刀

真空组件

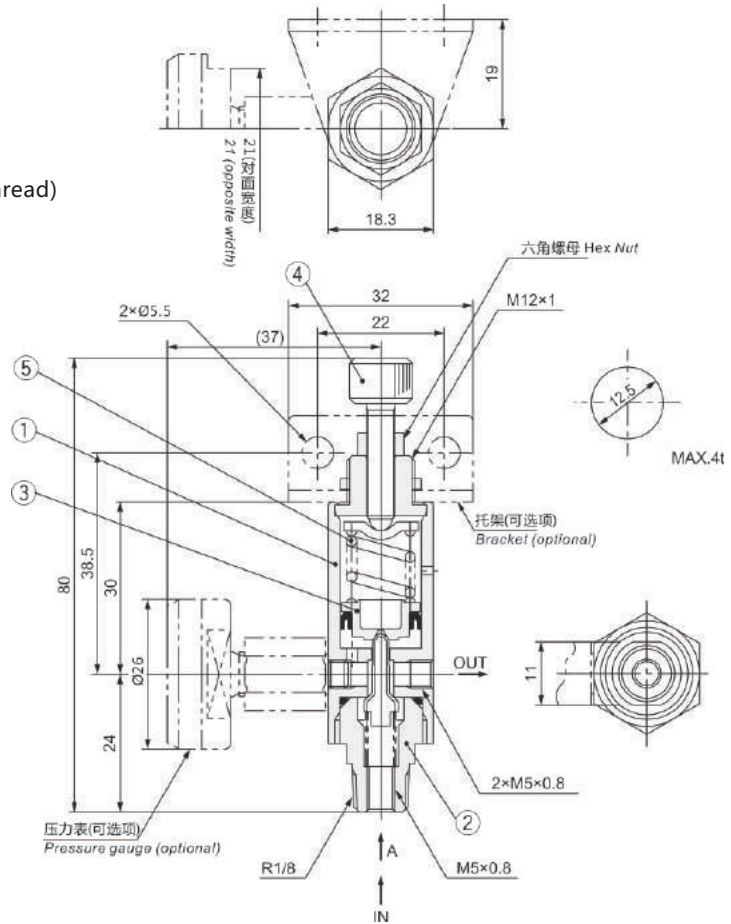
附件

## 微型减压阀 Miniature Regulator

ARJ210系列 ARJ210 series

本体材质为铝，轻量(60g)  
IN侧配管连接用1/8(外螺纹)  
M5(内螺纹)2种类型.

The body is made of aluminum, lightweight (60g)  
IN side pipe connections are made with 1/8 (external thread)  
M5 (internal thread) 2 types



货号(PN)		1.Y05877
型号(Model)		ARJ210-M5
接管口径 Pipe Siz	IN侧	1/8 (F-外螺纹)及M5×0.8(M-内螺纹)
	OUT侧	M5×0.8(F-内螺纹2处)
使用流体 Fluid		空气 Air
保证耐压力 Proof pressure		1.2MPa
最高使用压力 Maximum Operating pressure		0.8MPa
设定压力范围 Set pressure range		0.2~0.7MPa
		0.2MPa: 0.05~0.2MPa
压力表连接口径 Pressure gauge connecting caliber		M5×0.8(M-内螺纹)
环境温度及使用流体温度 Environment and fluid temperature		-5~60°C
重量(kg) Weight		0.06

## 钢棒切割器 Tube Cutter



用于切割铜管、铝管、不锈钢管  
选用高品质合金工具钢刀片，便于更换内有可收缩去毛刺刀片，  
使用简单、携带方便，重量(248g)  
Special tool for cutting copper tube  
Ease to use  
Improve work efficiency  
Durable, high-quality, weight (248g)

货号(PN) 1.Y02592

型材  
SUS Tube

支架模组  
Stents Module

快换  
Quick Changer

夹具组件  
Grip Module

气动剪刀  
Air Nipper

真空组件  
Vacuum Module

附件  
Accessory Components

# 金属接头 Connector

型材  
SUS Tube

支架  
Module

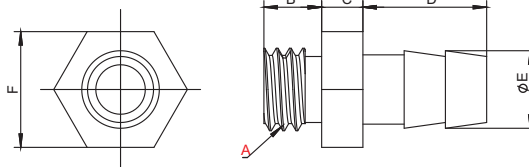
快换  
Quick Changer

夹具  
Module

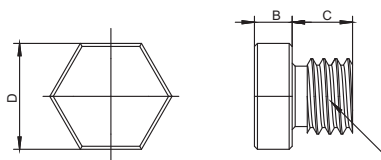
气动  
Air Nipper

真空  
Vacuum Module

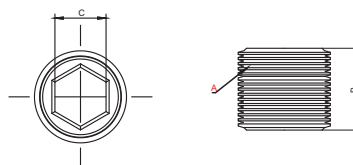
附件  
Accessory Components



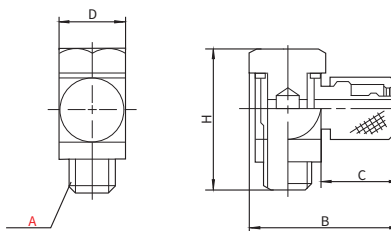
货号(PN)	型号(Model)	A	B	C	D	E	F	重量 Weight
1.Y03145	APB-M3- Ø 4	M3	4	2	5.5	3.5	4.5	0.6g
1.Y05008	APB-M5- Ø 4	M5	5	2	6.5	3.5	7	1.4g
1.Y01986	APB-M5- Ø 6	M5	4.5	2.5	7	4.8	7	1.7g



货号(PN)	型号(Model)	A	B	C	D	重量 Weight
1.Y06794	APF-M3	M3	2	3	4.9	0.5g
1.Y02510	APF-M5	M5	2.5	4.5	7	1.4g



货号(PN)	型号(Model)	A	B	C	重量 Weight
1.Y00462	APF-G18	G1/8	8	5	3.0g
1.Y00463	APF-G14	1/4	9	6	6.2g



货号(PN)	型号(Model)	A	B	C	D	H	重量 Weight
1.Y13282	APBL-M3- Ø 4	M3	9.5	4.5	5	9.5	0.8g
1.Y13283	APBL-M5- Ø 4	M5	15.5	8.5	7	15	4.5g
1.Y13284	APBL-M5- Ø 6	M5	17.5	9.5	8	16	6.6g
1.Y13285	APBL-G18- Ø 6	G1/8	20	9	10	21.5	13g

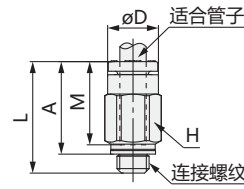


# 接头 Connector

KQ2系列 KQ2 series

直通接头:KQ2H(密封垫密封)

Straight connector :KQ2H(gasket seal)

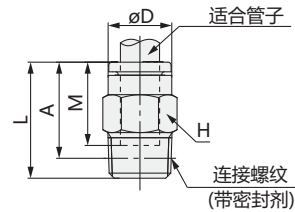


适合管子 外径 mm	货号(PN)	型号(Model)	连接螺纹 M	H (六角对边)	$\phi D$	L	A	M	有效截面积 mm		最小孔径	重量 Weight
									尼龙	聚氨酯		
$\phi 2$	1.Y13101	KQ2H02-M3G	M3×0.5	7	5.5	15.6	13	11.9	—	0.9	1.2	1.5g
	1.Y13102	KQ2H02-M5A	M5×0.8	7	5.5	13.8	10.8	11.9	—	0.9	1.4	2g
$\phi 3.2$	1.Y13103	KQ2H23-M3G	M3×0.5	7	6.7	17	14.4	13.3	0.9	0.9	1.2	2.4g
	1.Y13104	KQ2H23-M5A	M5×0.8	7	6.7	17.3	14.3	13.3	3	2.5	2.5	2.7g
$\phi 4$	1.Y13105	KQ2H04-M3G	M3×0.5	8	7.7	17.1	14.5	13.3	0.9	0.9	1.2	2.9g
	1.Y04451	KQ2H04-M5A	M5×0.8	8	7.7	17.7	14.7	13.3	4	4	2.5	3.3g
	1.Y13106	KQ2H04-M6A	M6×1.0	8	7.7	18.7	14.7	13.3	4	4	3	3.6g
$\phi 6$	1.Y04452	KQ2H06-M5A	M5×0.8	10	9.7	17.7	14.7	13.3	4	4	2.5	4.1g
	1.Y13107	KQ2H06-M6A	M6×1.0	10	9.7	18.8	14.8	13.3	4	4	3	4.4g

KQ2系列 KQ2 series

直通接头:KQ2H(密封剂)

Straight connector :KQ2H(sealant)



适合管子 外径 mm	货号(PN)	型号(Model)	连接螺纹 R	H (六角对边)	$\phi D$	L	A※	M	有效截面积 mm		最小孔径	重量 Weight
									尼龙	聚氨酯		
$\phi 3.2$	1.Y13108	KQ2H23-01AS	1/8	10	6.7	14	10.9	13.3	3.4	2.9	2.5	6g
	1.Y13109	KQ2H23-02AS	1/4	14	6.7	16.7	12	13.3	3.4	2.9	2.5	15.3g
$\phi 4$	1.Y03599	KQ2H04-01AS	1/8	10	7.7	14.3	11.2	13.3	5.6	4	3	5.6g
	1.Y05147	KQ2H04-02AS	1/4	14	7.7	16.7	12	13.3	5.6	4	3	14.6g
$\phi 6$	1.Y13110	KQ2H06-01AS	1/8	10	9.7	18.4	15.3	13.3	13.1	10.4	4.5	5.8g
	1.Y07090	KQ2H06-02AS	1/4	14	9.7	16.7	12	13.3	13.1	10.4	4.5	12.5g
	1.Y05164	KQ2H06-03AS	3/8	17	9.7	18.1	13	13.3	13.1	10.4	4.5	24.5g
$\phi 8$	1.Y07162	KQ2H08-01AS	1/8	14	12.2	22.5	19.4	14.2	26.1	18	6	11.9g
	1.Y05101	KQ2H08-02AS	1/4	14	12.2	22	17.3	14.2	26.1	18	6	13.9g
	1.Y02228	KQ2H08-03AS	3/8	17	12.2	18.1	13	14.2	26.1	18	6	21g
$\phi 10$	1.Y13111	KQ2H10-01AS	1/8	17	14.6	23.8	20.7	15.6	26.1	26.1	6	16.9g
	1.Y07142	KQ2H10-02AS	1/4	17	14.6	27.3	22.6	15.6	41.5	29.5	7.5	22.1g
	1.Y07632	KQ2H10-03AS	3/8	17	14.6	23.5	18.4	15.6	41.5	29.5	7.5	22.5g
	1.Y13112	KQ2H10-04AS	1/2	22	14.6	22.3	15.9	15.6	41.5	29.5	7.5	44.7g
$\phi 12$	1.Y13113	KQ2H12-02AS	1/4	19	17	28.7	24	17	58.3	46.1	9	24.3g
	1.Y13114	KQ2H12-03AS	3/8	19	17	25.9	20.8	17	58.3	46.1	9	25.2g
	1.Y13115	KQ2H12-04AS	1/2	22	17	22.3	15.9	17	58.3	46.1	9	37.7g
$\phi 16$	1.Y13116	KQ2H16-02AS	1/4	24	21.8	32.5	27.8	20.6	58.3	46.1	9	37.4g
	1.Y13117	KQ2H16-03AS	3/8	24	21.8	33.1	28	20.6	81	67	11	42.4g
	1.Y13118	KQ2H16-04AS	1/2	24	21.8	32.1	25.7	20.6	113	67	13	44.6g

※ R螺纹拧入后的参考尺寸

※ Reference dimension of R thread after screwing in

型材  
钢管

支架  
模组

快速  
更换

夹具  
组件

气动  
剪刀

真空  
组件

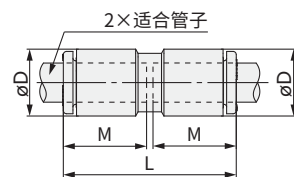
附件  
Accessories Components

# 接头 Connector

KQ2系列 KQ2 series

直通接管: KQ2H

Straight joint: KQ2H



适合管子 外径 mm	货号(PN)	型号(Model)	$\phi D^*$	L	M	有效截面积 mm		最小 孔径	重量 Weight
						尼龙	聚氨酯		
$\phi 2$	1.Y13119	KQ2H02-00A	5.8	24.8	11.9	-	0.9	1.4	0.8g
$\phi 3.2$	1.Y13120	KQ2H23-00A	7.1	27.6	13.3	3.4	2.9	2.5	1.4g
$\phi 4$	1.Y13121	KQ2H04-00A	8.2	27.6	13.3	5.6	4	3	1.6g
$\phi 6$	1.Y13122	KQ2H06-00A	10.4	27.6	13.3	13.1	10.4	4.5	2.1g
$\phi 8$	1.Y13123	KQ2H08-00A	13.2	29.4	14.2	26.1	18	6	3.7g
$\phi 10$	1.Y13124	KQ2H10-00A	15.9	32.2	15.6	41.5	29.5	7.5	5.5g
$\phi 12$	1.Y13125	KQ2H12-00A	18.5	35	17	58.3	46.1	9	8.2g
$\phi 16$	1.Y13126	KQ2H16-00A	23.8	42.2	20.6	113	67	13	15.2g

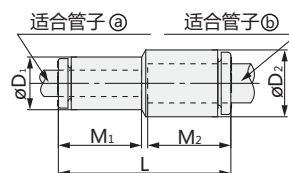
\*  $\phi D$  是最大直径。

\*  $\phi D$  are maximum diameters.

KQ2系列 KQ2 series

异型直通接管: KQ2H

Special type through connection: KQ2H



适合管子 外径 mm		货号(PN)	型号(Model)	$\phi D_1^*$	$\phi D_2^*$	L	$M_1$	$M_2$	有效截面积 mm		最小孔径	重量 Weight
①	②								尼龙	聚氨酯		
$\phi 2$	$\phi 3.2$	1.Y13127	KQ2H02-23A	5.8	7.1	26.2	11.9	13.3	-	0.9	1.4	1.1g
$\phi 2$	$\phi 4$	1.Y13128	KQ2H02-04A	5.8	8.2	26.2	11.9	13.3	-	0.9	1.4	1.2g
$\phi 3.2$	$\phi 4$	1.Y13129	KQ2H23-04A	7.1	8.2	27.6	13.3	13.3	3.4	2.9	2.5	1.5g
$\phi 3.2$	$\phi 6$	1.Y13130	KQ2H23-06A	7.1	10.4	27.6	13.3	13.3	3.4	2.9	2.5	1.8g
$\phi 4$	$\phi 6$	1.Y13131	KQ2H04-06A	8.2	10.4	27.6	13.3	13.3	5.6	5.6	3	2g
$\phi 6$	$\phi 8$	1.Y13132	KQ2H06-08A	10.4	13.2	28.5	13.3	14.2	13.1	10.4	4.5	2.9g
$\phi 8$	$\phi 10$	1.Y13133	KQ2H08-10A	13.2	15.9	30.8	14.2	15.6	26.1	18	6	4.9g
$\phi 10$	$\phi 12$	1.Y13134	KQ2H10-12A	15.9	18.5	33.6	15.6	17	41.5	29.5	7.5	7.2g
$\phi 12$	$\phi 16$	1.Y13135	KQ2H12-16A	18.5	23.8	38.6	17	20.6	58.3	46.1	9	12.4g

\*  $\phi D_1$ 、 $\phi D_2$  是最大直径。

\*  $\phi D_1$ 、 $\phi D_2$  are maximum diameters.

型材  
SUS Tube

支架  
Module

快换  
Changer

夹具  
Module

气动  
Nipper

真空  
Module

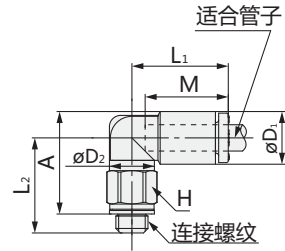
附件  
Components

# 接头 Connector

KQ2系列 KQ2 series

弯头: KQ2L(密封垫密封)

Elbow: KQ2L(gasket seal)



适合管子 外径 mm	货号(PN)	型号(Model)	连接螺纹 M	H (六角对边)	øD <sub>1</sub> *	øD <sub>2</sub>	L <sub>1</sub>	L <sub>2</sub>	A	M	有效截面积 mm <sup>2</sup>		最小 孔径	重量 Weight
											尼龙	聚氨酯		
ø2	1.Y13136	KQ2L02-M3G	M3×0.5	5.5	5.8	5.5	12.6	12.5	12.8	11.9	-	0.8	1.2	1.6g
	1.Y13137	KQ2L02-M5A	M5×0.8	7	5.8	5.5	12.6	13	12.9	11.9	-	0.8	1.4	2.7g
ø3.2	1.Y13138	KQ2L23-M3G	M3×0.5	7	7.1	7	15.3	13.8	14.8	13.3	13.3	0.8	1.2	2.7g
	1.Y13139	KQ2L23-M5A	M5×0.8	7	7.1	7	15.3	14.3	14.9	13.3	13.3	2.2	2.5	3.1g
ø4	1.Y13140	KQ2L04-M3G	M3×0.5	7	8.2	7	15.4	14.3	15.8	13.3	13.3	0.8	1.2	2.7g
	1.Y02599	KQ2L04-M5A	M5×0.8	7	8.2	7	15.4	14.8	15.9	13.3	13.3	3.5	2.5	3.1g
	1.Y13141	KQ2L04-M6A	M6×1.0	8	8.2	7	15.4	15.8	15.9	13.3	13.3	3.5	2.5	4.2g
ø6	1.Y02345	KQ2L06-M5A	M5×0.8	7	10.4	7	14.5	16.5	18.7	13.3	13.3	3.5	2.5	3.2g
	1.Y13142	KQ2L06-M6A	M6×1.0	8	10.4	7	14.5	17.5	18.7	13.3	13.3	3.5	2.5	4.3g

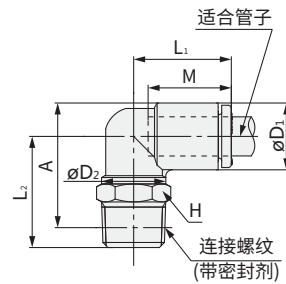
\* øD<sub>1</sub> 是最大直径。

\* øD<sub>1</sub> are maximum diameters.

KQ2系列 KQ2 series

弯头: KQ2L(密封剂)

Elbow:KQ2L(sealant)



适合管子 外径 mm	货号(PN)	型号(Model)	连接螺纹 M	H (六角对边)	øD <sub>1</sub> *	øD <sub>2</sub>	L <sub>1</sub>	L <sub>2</sub>	A <sup>※</sup>	M	有效截面积 mm <sup>2</sup>		最小 孔径	重量 Weight
											尼龙	聚氨酯		
ø3.2	1.Y13143	KQ2L23-01AS	1/8	10	7.1	10	14.5	16.7	17.2	13.3	3	2.5	2.5	4.6g
	1.Y13144	KQ2L23-02AS	1/4	14	7.1	10	14.5	21.2	20.1	13.3	3	2.5	2.5	14.1g
ø4	1.Y05151	KQ2L04-01AS	1/8	10	8.2	10	14.8	16.2	17.2	13.3	4.2	4.2	3	4.8g
	1.Y05751	KQ2L04-02AS	1/4	14	8.2	10	14.8	21.7	21.1	13.3	4.2	4.2	3	14.3g
ø6	1.Y02343	KQ2L06-01AS	1/8	10	10.4	10	15.5	17.3	19.4	13.3	11.4	9	4.5	5.2g
	1.Y11935	KQ2L06-02AS	1/4	14	10.4	10	15.5	22.8	23.3	13.3	11.4	9	4.5	14.7g
	1.Y10180	KQ2L06-03AS	3/8	17	10.4	10	15.5	24.1	24.2	13.3	11.4	9	4.5	26.5g
ø8	1.Y07560	KQ2L08-01AS	1/8	10	13.2	10	16.4	18.7	22.2	14.2	11.4	11.4	4.5	6.1g
	1.Y04922	KQ2L08-02AS	1/4	14	13.2	12	17.2	25.4	27.3	14.2	21.6	14.9	6	17.7g
	1.Y05070	KQ2L08-03AS	3/8	17	13.2	12	17.2	25.5	27.0	14.2	21.6	14.9	6	24.7g
ø10	1.Y13145	KQ2L10-01AS	1/8	12	15.9	12	18.6	23.6	28.4	15.6	21.6	14.9	6	11.1g
	1.Y06994	KQ2L10-02AS	1/4	17	15.9	17	19.3	28.7	31.9	15.6	35.2	25	7.5	21.7g
	1.Y08074	KQ2L10-03AS	3/8	17	15.9	17	19.3	29.6	32.4	15.6	35.2	25	7.5	22.2g
	1.Y13146	KQ2L10-04AS	1/2	22	15.9	17	19.3	33.6	35.1	15.6	35.2	25	7.5	44.6g
ø12	1.Y13147	KQ2L12-02AS	1/4	17	18.5	17	21.5	30.0	34.5	17	50.2	39.7	9	23.5g
	1.Y13148	KQ2L12-03AS	3/8	17	18.5	17	21.5	30.9	35.0	17	50.2	39.7	9	24.1g
	1.Y13149	KQ2L12-04AS	1/2	22	18.5	17	21.5	34.9	37.7	17	50.2	39.7	9	46.5g
ø16	1.Y13150	KQ2L16-02AS	1/4	17	23.8	17	25.1	32.6	39.8	20.6	50.2	50.2	9	27.8g
	1.Y13151	KQ2L16-03AS	3/8	22	23.8	21	27.1	35.4	42.2	20.6	71	58.9	11	40.8g
	1.Y13152	KQ2L16-04AS	1/2	22	23.8	21	27.1	34.1	39.6	20.6	100	58.9	13	44.5g

※ R螺纹拧入后的参考尺寸

※ R reference dimension of R thread after screwing in

\* øD<sub>1</sub> 是最大直径。

\* øD<sub>1</sub> are maximum diameters.

型材  
SUS Tube

支架  
Module

快换  
Changer

夹具  
Module

气动  
Nipper

真空  
Module

附件  
Components

# 接头 Connector

KQ2系列 KQ2 series

万向弯头:KQ2V(密封垫密封)

Universal elbow :KQ2V(gasket seal)

型材  
SUS Tube

支架  
Module

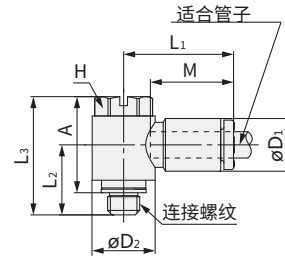
快换  
Changer

夹具  
Module

气动  
Nipper

真空  
Module

附件  
Components



适合管子 外径 mm	货号(PN)	型号(Model)	连接螺纹 M	H (六角对边)	̸D <sub>1</sub> *	̸D <sub>2</sub>	L <sub>1</sub>	L <sub>2</sub>	L <sub>3</sub>	A	M	有效截面积 mm		最小 孔径	重量 Weight
												尼龙	聚氨酯		
̸4	1.Y13153	KQ2V04-M5A	M5×0.8	8	8.2	9.8	17.5	10.9	18.4	14.9	13.3	2.9	2.9	2.5	5.4g
̸6	1.Y13154	KQ2V06-M5A	M5×0.8	8	10.4	9.8	18.3	10.9	18.4	14.9	13.3	3.8	3.8	2.5	5.7g

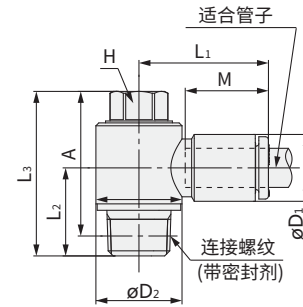
\* ̸D<sub>1</sub> 是最大直径。

\* ̸D<sub>1</sub> are maximum diameters.

KQ2系列 KQ2 series

万向弯头:KQ2V(密封剂)

Universal elbow:KQ2V(sealant)



适合管子 外径 mm	货号(PN)	型号(Model)	连接螺纹 M	H (六角对边)	̸D <sub>1</sub> *	̸D <sub>2</sub>	L <sub>1</sub>	L <sub>2</sub>	L <sub>3</sub>	A※	M	有效截面积 mm		最小 孔径	重量 Weight
												尼龙	聚氨酯		
̸4	1.Y13155	KQ2V04-01AS	1/8	8	8.2	13.4	19.3	13.7	25.6	22.5	13.3	2.9	2.9	3	13.2g
̸6	1.Y13156	KQ2V06-01AS	1/8	8	10.4	13.4	20.5	13.7	25.6	22.5	13.3	7.5	5.9	4.5	13.5g
	1.Y13157	KQ2V06-02AS	1/4	10	10.4	15.3	19.9	17.9	30.5	25.8	13.3	7.5	5.9	4.5	24.9g
̸8	1.Y13158	KQ2V08-01AS	1/8	12	13.2	17.6	23.5	15.1	27.6	24.5	14.2	16	11.2	6	22.6g
	1.Y13159	KQ2V08-02AS	1/4	12	13.2	17.6	23.5	18.5	31	26.3	14.2	16	11.2	6	29.1g
	1.Y13160	KQ2V08-03AS	3/8	14	13.2	20.6	23.1	19.5	35.3	30.2	14.2	16	11.2	6	44.4g
̸10	1.Y13161	KQ2V10-02AS	1/4	14	15.9	20.6	25.9	19.9	34.9	30.2	15.6	27	20.3	7.5	38.1g
	1.Y13162	KQ2V10-03AS	3/8	14	15.9	20.6	25.9	20.3	35.3	30.2	15.6	27	20.3	7.5	45.7g
̸12	1.Y13163	KQ2V12-03AS	3/8	17	18.5	25.2	28.5	21.4	37.6	32.5	17	39	30.8	9	59.6g
	1.Y13164	KQ2V12-04AS	1/2	17	18.5	25.2	28.5	24.6	40.8	34.4	17	39	30.8	9	78.2g
̸16	1.Y13165	KQ2V16-03AS	3/8	21	23.8	32.3	34.2	25.1	45.4	40.3	20.6	55	46	11	99.5g
	1.Y13166	KQ2V16-04AS	1/2	21	23.8	32.3	34.2	28.3	48.6	42.2	20.6	78	46	13	107.9g

※ R螺纹拧入后的参考尺寸

※ R reference dimension of R thread after screwing in

\* ̸D<sub>1</sub> 是最大直径。

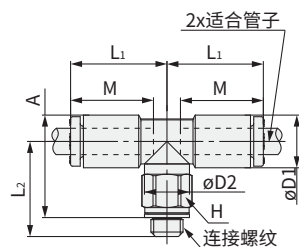
\* ̸D<sub>1</sub> are maximum diameters.

# 接头 Connector

KQ2系列 KQ2 series

双管T形接头:KQ2T(密封垫密封)

Double tube T-joint:KQ2T(gasket seal)



适合管子 外径 mm	货号(PN)	型号(Model)	连接螺纹 M	H (六角对边)	øD <sub>1</sub> *	øD <sub>2</sub>	L <sub>1</sub>	L <sub>2</sub>	A	M	有效截面积 mm		最小 孔径	重量 Weight
											尼龙	聚氨酯		
ø2	1.Y13167	KQ2T02-M3G	M3×0.5	5.5	5.8	5.5	12.6	12.5	12.8	11.9	-	0.9	1.2	1.9g
	1.Y13168	KQ2T02-M5A	M5×0.8	7	5.8	5.5	12.6	13	12.9	11.9	-	0.9	1.4	3g
ø3.2	1.Y13169	KQ2T23-M3G	M3×0.5	7	7.1	7	15.3	13.8	14.7	13.3	0.9	0.9	1.2	3.1g
	1.Y13170	KQ2T23-M5A	M5×0.8	7	7.1	7	15.3	14.3	14.8	13.3	3.2	2.7	2.5	3.5g
ø4	1.Y13171	KQ2T04-M3G	M3×0.5	7	8.2	7	15.4	14.3	15.8	13.3	0.9	0.9	1.2	3.4g
	1.Y01536	KQ2T04-M5A	M5×0.8	7	8.2	7	15.4	14.8	15.9	13.3	4.5	4.5	2.5	3.9g
	1.Y13172	KQ2T04-M6A	M6×1.0	8	8.2	7	15.4	15.8	15.9	13.3	4.5	4.5	2.5	4.9g
ø6	1.Y03052	KQ2T06-M5A	M5×0.8	7	10.4	7	14.5	16.5	18.7	13.3	4.5	4.5	2.5	4.4g
	1.Y13173	KQ2T06-M6A	M6×1.0	8	10.4	7	14.5	17.5	18.7	13.3	4.5	4.5	2.5	5.4g

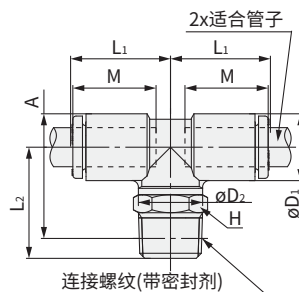
\* øD<sub>1</sub> 是最大直径。

\* øD<sub>1</sub> are maximum diameters.

KQ2系列 KQ2 series

双管T形接头:KQ2T(密封剂)

Double tube T-joint:KQ2T(sealant)



适合管子 外径 mm	货号(PN)	型号(Model)	连接螺纹 M	H (六角对边)	øD <sub>1</sub> *	øD <sub>2</sub>	L <sub>1</sub>	L <sub>2</sub>	A**	M	有效截面积 mm		最小 孔径	重量 Weight
											尼龙	聚氨酯		
ø3.2	1.Y13174	KQ2T23-01AS	1/8	10	7.1	10	14.5	16.6	17.1	13.3	3.4	2.9	2.5	5.2g
	1.Y13175	KQ2T23-02AS	1/4	14	7.1	10	14.5	21.1	20	13.3	3.4	2.9	2.5	14.7g
ø4	1.Y13176	KQ2T04-01AS	1/8	10	8.2	10	14.8	16.2	17.2	13.3	6	4.1	3	5.5g
	1.Y13177	KQ2T04-02AS	1/4	14	8.2	10	14.8	21.7	21.1	13.3	6	4.1	3	15g
ø6	1.Y05154	KQ2T06-01AS	1/8	10	10.4	10	15.5	17.3	19.4	13.3	13.9	11	4.5	6.1g
	1.Y13178	KQ2T06-02AS	1/4	14	10.4	10	15.5	22.8	23.3	13.3	13.9	11	4.5	15.6g
	1.Y13179	KQ2T06-03AS	3/8	17	10.4	10	15.5	24.1	24.2	13.3	13.9	11	4.5	27.4g
ø8	1.Y13180	KQ2T08-01AS	1/8	10	13.2	10	16.4	18.7	22.2	14.2	14	14	4.5	7.9g
	1.Y13181	KQ2T08-02AS	1/4	14	13.2	12	17.2	25.4	27.3	14.2	26.3	18.2	6	19.4g
	1.Y13182	KQ2T08-03AS	3/8	17	13.2	12	17.2	25.5	27	14.2	26.3	18.2	6	26.5g
ø10	1.Y13183	KQ2T10-01AS	1/8	12	15.9	12	18.6	23.5	28.4	15.6	21.6	14.9	6	13.9g
	1.Y13184	KQ2T10-02AS	1/4	17	15.9	17	19.3	28.6	31.9	15.6	35.2	25	7.5	24.3g
	1.Y13185	KQ2T10-03AS	3/8	17	15.9	17	19.3	29.5	32.4	15.6	35.2	25	7.5	24.8g
	1.Y13186	KQ2T10-04AS	1/2	22	15.9	17	19.3	33.5	35.1	15.6	35.2	25	7.5	47.3g
ø12	1.Y13187	KQ2T12-02AS	1/4	17	18.5	17	21.5	29.9	34.5	17	57.2	45.2	9	27.3g
	1.Y13188	KQ2T12-03AS	3/8	17	18.5	17	21.5	30.8	35	17	57.2	45.2	9	28g
	1.Y13189	KQ2T12-04AS	1/2	22	18.5	17	21.5	34.8	37.7	17	57.2	45.2	9	50.4g
ø16	1.Y13190	KQ2T16-02AS	1/4	17	23.8	17	25.1	32.6	39.8	20.6	57.2	57.2	9	35.5g
	1.Y13191	KQ2T16-03AS	3/8	22	23.8	21	27.1	35.4	42.2	20.6	71	58.9	11	47.7g
	1.Y13192	KQ2T16-04AS	1/2	22	23.8	21	27.1	34.1	39.6	20.6	100	58.9	13	51.4g

\*\* R螺纹拧入后的参考尺寸

\*\* R reference dimension of R thread after screwing in

\* øD<sub>1</sub> 是最大直径。

\* øD<sub>1</sub> are maximum diameters.

型材 / SUS Tube

支架模组

快速  
切换

夹  
具  
组  
件

气  
动  
剪  
刀

真  
空  
组  
件

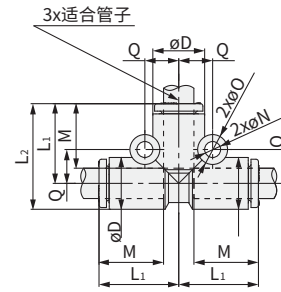
附  
件

# 接头 Connector

KQ2系列 KQ2 series

T形接管:KQ2T

T-shaped connection :KQ2T

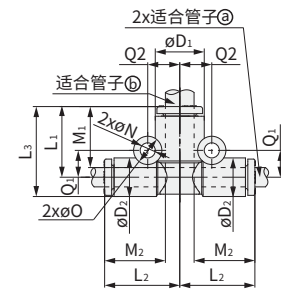


适合管子 外径 mm	货号(PN)	型号(Model)	øD*	L <sub>1</sub>	L <sub>2</sub>	M	Q	øO	øN	有效截面积 mm		最小 孔径	重量 Weight
										尼龙	聚氨酯		
ø2	1.Y13193	KQ2T02-00A	5.8	12.9	15.8	11.9	4.5	6	3.2	-	0.9	1.4	1.4g
ø3.2	1.Y13194	KQ2T23-00A	7.1	14.9	18.5	13.3	5.4	6	3.2	3.4	2.9	2.5	2.3g
ø4	1.Y03077	KQ2T04-00A	8.2	15.3	19.4	13.3	5.7	6	3.2	6.4	4.4	3	2.8g
ø6	1.Y03076	KQ2T06-00A	10.4	16.3	21.5	13.3	6.8	6	3.2	13.4	10.6	4.5	3.8g
ø8	1.Y00761	KQ2T08-00A	13.2	18.2	24.8	14.2	8.4	8	4.2	25.6	17.7	6	7g
ø10	1.Y13195	KQ2T10-00A	15.9	20.6	28.6	15.6	9.6	8	4.2	40	28.4	7.5	11g
ø12	1.Y13196	KQ2T12-00A	18.5	23	32.3	17	10.7	8	4.2	57.4	45.4	9	15.7g
ø16	1.Y13197	KQ2T16-00A	23.8	28.6	40.5	20.6	13.4	8	4.2	100	58.9	13	29.8g

KQ2系列 KQ2 series

T形接管:KQ2T

T-shaped connection :KQ2T

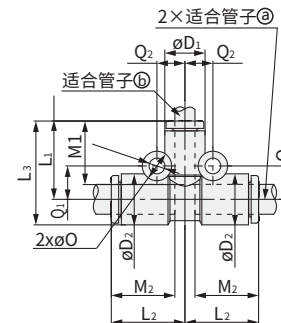


适合管子 外径 mm		货号(PN)	型号(Model)	øD <sub>1</sub> *	øD <sub>2</sub>	L <sub>1</sub>	L <sub>2</sub>	L <sub>3</sub>	M <sub>1</sub>	M <sub>2</sub>	Q <sub>1</sub>	Q <sub>2</sub>	øO	øN	有效截面积 mm		最小 孔径	重量 Weight
①	②														尼龙	聚氨酯		
ø3.2	ø4	1.Y13198	KQ2T23-04A	8.2	7.1	14.9	15.3	18.5	13.3	13.3	5.4	5.8	6	3.2	3.8	3.5	2.5	2.6g
ø4	ø6	1.Y04160	KQ2T04-06A	10.4	8.2	15.3	16.3	19.4	13.3	13.3	5.7	6.8	6	3.2	7.1	6.6	3	3.3g
ø6	ø8	1.Y04159	KQ2T06-08A	13.2	10.4	17.2	17.3	22.4	14.2	13.3	7.3	8.4	8	4.2	16.4	16.4	4.5	5.3g
ø8	ø10	1.Y07561	KQ2T08-10A	15.9	13.2	19.6	19.2	26.2	15.6	14.2	8.4	9.6	8	4.2	36	27.2	6	8.3g
ø10	ø12	1.Y13199	KQ2T10-12A	18.5	15.9	22	21.6	30	17	15.6	9.6	10.7	8	4.2	56	44.5	7.5	12.2g
ø12	ø16	1.Y13200	KQ2T12-16A	23.8	18.5	26.6	25	35.9	20.6	17	10.7	13.4	8	4.2	108.5	74	9	20.1g

KQ2系列 KQ2 series

T形接管:KQ2T

T-shaped connection :KQ2T



适合管子 外径 mm		货号(PN)	型号(Model)	øD <sub>1</sub> *	øD <sub>2</sub>	L <sub>1</sub>	L <sub>2</sub>	L <sub>3</sub>	M <sub>1</sub>	M <sub>2</sub>	Q <sub>1</sub>	Q <sub>2</sub>	øO	øN	有效截面积 mm		最小 孔径	重量 Weight
①	②														尼龙	聚氨酯		
ø6	ø4	1.Y13201	KQ2T06-04A	8.2	10.4	16.3	15.3	21.5	13.3	13.3	6.8	5.7	6	3.2	6.4	4.4	3	2.5g
ø8	ø6	1.Y13202	KQ2T08-06A	10.4	13.2	17.3	17.2	23.9	13.3	14.2	8.4	7.3	8	4.2	13.4	10.6	4.5	6g
ø10	ø8	1.Y13203	KQ2T10-08A	13.2	15.9	19.2	19.6	27.2	14.2	15.6	9.6	8.4	8	4.2	25.6	17.7	6	9.5g
ø12	ø10	1.Y13204	KQ2T12-10A	15.9	18.5	21.6	22	30.9	15.6	17	10.7	9.6	8	4.2	40	28.4	7.5	13.4g

\* øD<sub>1</sub> 是最大直径。

\* øD<sub>1</sub> are maximum diameters.

型材  
SUS Tube

支架  
Module

快换  
Changer

夹具  
Module

气动  
Nipper

真空  
Module

附件  
Components

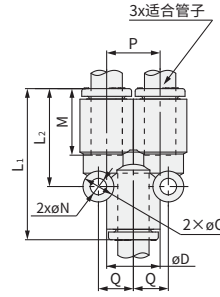


# 接头 Connector

KQ2系列 KQ2 series

Y形接管:KQ2U

Y-shaped connection :KQ2U



适合管子 外径 mm	货号(PN)	型号(Model)	øD*	L <sub>1</sub>	L <sub>2</sub>	P	M	Q	øO	øN	有效截面积 mm		最小 孔径	重量 Weight
											尼龙	聚氨酯		
ø2	1.Y13205	KQ2U02-00A	5.8	25.8	16.1	5.8	11.9	4.5	6	3.2	-	0.9	1.2	1.4g
ø3.2	1.Y13206	KQ2U23-00A	7.1	28.9	18	7.1	13.3	5.2	6	3.2	3.4	2.9	2.5	2.3g
ø4	1.Y02601	KQ2U04-00A	8.2	29	18.2	8.2	13.3	5.7	6	3.2	4.2	4.2	3	2.8g
ø6	1.Y02600	KQ2U06-00A	10.4	30.1	19.4	10.4	13.3	6.8	6	3.2	13.4	10.6	4.5	3.8g
ø8	1.Y03078	KQ2U08-00A	13.2	33.2	22.3	13.2	14.2	8.7	8	4.2	25.6	17.7	6	7g
ø10	1.Y13207	KQ2U10-00A	15.9	37.1	25	15.9	15.6	10.1	8	4.2	40	28.4	7.5	11g
ø12	1.Y13208	KQ2U12-00A	18.5	41.1	27.8	18.5	17	11.4	8	4.2	57.4	45.4	9	15.7g
ø16	1.Y13209	KQ2U16-00A	23.8	51.5	35	23.8	20.6	14	8	4.2	113	60	13	29.8g

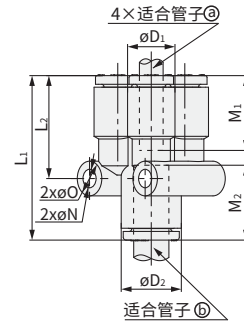
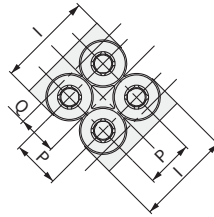
\* øD 是最大直径。

\* øD are maximum diameters.

Kq2系列 KQ2 series

异径四管Y形接管:KQ2UD

Reducing four pipe Y-shaped connection :KQ2UD



适合管子 外径 mm		货号(PN)	型号(Model)	øD <sub>1</sub> *	øD <sub>2</sub>	L <sub>1</sub>	L <sub>2</sub>	P	I	M <sub>1</sub>	M <sub>2</sub>	Q	øO	øN	有效截面积 mm		最小 孔径	重量 Weight
①	②														尼龙	聚氨酯		
ø4	ø6	1.Y06909	KQ2UD04-06A	8.2	10.4	29.2	18.2	8.2	16.6	13.3	13.3	6.8	6	3.2	4.2	4.2	3	5.4g
ø6	ø8	1.Y08529	KQ2UD06-08A	10.4	13.2	32	20.5	10.4	21	13.3	14.2	8.2	6	3.2	13.4	10.6	4.5	8.1g

\* øD<sub>1</sub>、øD<sub>2</sub> 是最大直径。

\* øD<sub>1</sub>、øD<sub>2</sub> are maximum diameters.

型材  
钢管  
Profile  
SUS Tube

支架  
模组  
Stents  
Module

快换  
Quick  
Changer

夹具  
模组  
Grip  
Module

气动  
剪刀  
Air  
Nipper

真空  
组件  
Vacuum  
Module

附件  
Accessory  
Components

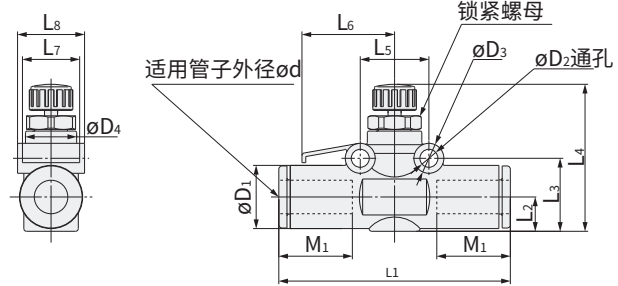


# 接头 Connector

AS系列 ASseries

直通型节流阀

Straight-through throttle valve



Ød	货号(PN)	型号(Model)	ØD <sub>1</sub>	ØD <sub>2</sub>	ØD <sub>3</sub>	ØD <sub>4</sub>	L <sub>1</sub>	L <sub>2</sub>	L <sub>3</sub>	L <sub>4</sub> <sup>(1)</sup>		L <sub>5</sub>	L <sub>6</sub>	L <sub>7</sub>	L <sub>8</sub>	M <sub>1</sub>	重量 Weight
										MAX.	MIX.						
Ø2	1.Y13264	AS1002F-02	6	3.2	5	6	25.4	3.4	7.9	20.9	18.4	11	9.8	5	6.7	8.8	3g
Ø3.2	1.Y13265	AS1002F-23	8.4	3.3	5.5	9.1	36	4.4	11.1	23.8	21	11	15.4	8.8	9.8	12.7	5g
Ø4	1.Y04457	AS1002F-04	9.3	3.3	5.5	9.1	37	5.1	11.8	24.5	21.7	11	15.4	8.8	10.1	12.7	5.5g
Ø6	1.Y04777	AS1002F-06	11.6	3.3	5.5	9.1	39.5	6.1	12.8	25.5	22.7	11	15.4	8.8	12.3	13.5	6.5g
Ø4	1.Y13266	AS2002F-04	9.3	3.3	5.5	10	40.7	5.2	12.3	28.9	25.4	12.6	17	10.5	11.5	12.7	8.5g
Ø6	1.Y13267	AS2002F-06	11.6	3.3	5.5	10	42.5	6.3	13.4	30	26.5	12.6	17	10.5	12.3	13.5	9.5g
Ø6	1.Y13268	AS2052F-06	12.8	4.3	7.8	14	53.2	6.7	16.3	34.5	29.5	17	22.8	12	15.7	17	19g
Ø8	1.Y13269	AS2052F-08	15.2	4.3	7.8	14	57.2	8	17.6	35.8	30.8	17	22.8	12	16.1	18	22g
Ø6	1.Y13270	AS3002F-06	13.2	4.3	8	19.3	59	7.4	19.3	38.6	33.6	22	25	12	20.5	17	36g
Ø8	1.Y13271	AS3002F-08	15.2	4.3	8	19.3	65	8.2	20.1	39.4	34.4	22	25	12	20.5	18	38g
Ø10	1.Y13272	AS3002F-10	18.5	4.3	8	19.3	70.8	9.8	21.7	41	36	22	25	12	20.5	21	42g
Ø12	1.Y13273	AS3002F-12	20.9	4.3	8	19.3	76	10.9	22.8	42.1	37.1	22	25	12	22.1	22	44g
Ø10	1.Y13274	AS4002F-10	18.5	4.3	8	25	76.9	10.3	22.7	51.6	44.1	28	33	14	26.2	21	76g
Ø12	1.Y13275	AS4002F-12	21.7	4.3	8	25	81.3	11.3	23.7	52.6	45.1	28	33	14	26.2	22	82g

□记号/0排气节流、1进气节流 Symbol/0 exhaust throttling, 1 intake throttling

(1)参考尺寸 Reference Size

(2)螺纹拧入后的参考尺寸 Reference dimension of R thread after screwing in

型材  
SUS Tube

支架  
Module

快换  
Quick Changer

夹具  
Grip Module

气动  
Air Nipper

真空  
Vacuum Module

附件  
Accessory Components

# 接头 Connector

KC系列 KC series

直通接头:KCH

Straight joint :KCH

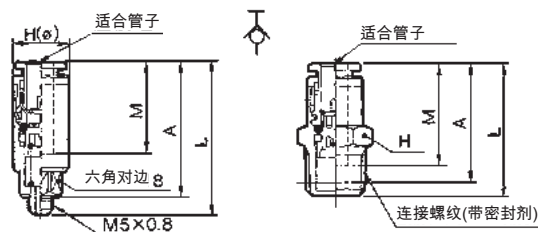
型材  
SUS Tube

支架  
Module



<M5の場合>

<Rの場合>



<M5の場合>

<Rの場合>

快换  
Quick Changer

适合管子 外径 mm	货号(PN)	型号(Model)	连接螺纹 M	H (六角对边)	L	A	M	有效截面积 mm		重量 Weight
								尼龙	聚氨酯	
ø4	1.Y03525	KCH04-M5	M5×0.8	9.8	30.8	27.3	18	2.1	2.1	8g
	1.Y13286	KCH04-01S	1/8	10	26.1	22.1	18	2.6	2.6	8g
ø6	1.Y03524	KCH06-M5	M5×0.8	11.8	32.4	28.9	19.5	2.4	2.4	10g
	1.Y13287	KCH06-01S	1/8	12	37.5	33.4	19	6.8	6.8	16g
ø8	1.Y13288	KCH08-01S	1/8	14	42.4	38.4	21.5	16.2	13.1	20g

※ R螺纹拧入后的参考尺寸

※ R reference dimension of R thread after screwing in

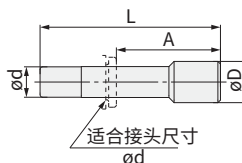
夹具  
Module

KQ2系列 KQ2 series

堵头:KQ2P

Plug :KQ2P

气动  
Air Nipper



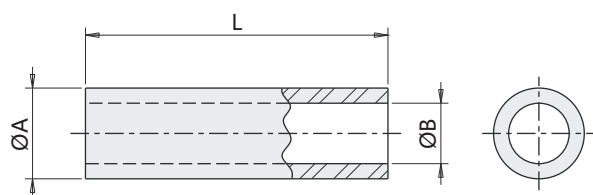

真空  
Vacuum Module

适合管子 尺寸ød	货号(PN)	型号(Model)	øD*	L	A	重量 Weight
ø2	1.Y13210	KJP-02	3	17	10.4	0.1g
ø3.2	1.Y13211	KQ2P-23	5	31.5	18.2	1g
ø4	1.Y13212	KQ2P-04	6	32	18.7	1g
ø6	1.Y13213	KQ2P-06	8	35	21.7	1g
ø8	1.Y13214	KQ2P-08	10	39	24.8	2g
ø10	1.Y13215	KQ2P-10	12	43	27.4	3.5g
ø12	1.Y13216	KQ2P-12	14	45.5	28.5	5g
ø16	1.Y13217	KQ2P-16	20.9	47	26.4	8g

附件  
Accessory Components

# 软管 Hoses

聚氨酯软管可通过快速接头输送压缩空气。  
Polyurethane hose for compressed air suitable for use with push-in fittings.



技术规格  
Technical characteristics

T = -40° ÷ +60°C  
P = -0.99 ÷ +10bar



\* 每盒长度为 100 米  
\* Each box is 100 meters in length.

货号(PN)	型号(Model)	颜色(Colour)	A [mm]	B [mm]	L [m]	Lm [g/m]
1.Y00824	AH4B	黑色 / Black	4	2.5	100	10g
1.Y03687	AH4BU	蓝色 / Blue	4	2.5	100	10g
1.Y00823	AH4G	绿色 / Green	4	2.5	100	10g
1.Y03686	AH4T	透明色/Transparent	4	2.5	100	10g
1.Y00821	AH4Y	黄色 / Yellow	4	2.5	100	10g
1.Y00822	AH4R	红色 / Red	4	2.5	100	10g
1.Y05661	AH4O	橙色 / Orange	4	2.5	100	10g
1.Y00830	AH6B	黑色 / Black	6	4	100	19g
1.Y00829	AH6BU	蓝色 / Blue	6	4	100	19g
1.Y00825	AH6G	绿色 / Green	6	4	100	19g
1.Y00827	AH6T	透明色/Transparent	6	4	100	19g
1.Y00828	AH6Y	黄色 / Yellow	6	4	100	19g
1.Y00826	AH6R	红色 / Red	6	4	100	19g
1.Y04640	AH6O	橙色 / Orange	6	4	100	19g
1.Y04478	AH8B	黑色 / Black	8	6	100	38g
1.Y00831	AH8BU	蓝色 / Blue	8	6	100	38g
1.Y04476	AH10B	黑色 / Black	10	8	100	58g
1.Y05660	AH10BU	蓝色 / Blue	10	8	100	58g

- A [外径 - Outer diameter]
- B [内径 - Inner diameter]
- L [长度 - Length]
- Lm [线重 - Linear mass]
- P [操作压力范围 - Operating pressure range]
- T [操作温度范围 - Operating temperature range]

型材 / 钢管  
Profile / SUS Tube

支架模组  
Stents Module

快换  
Quick Changer

夹具组件  
Grip Module

气动剪刀  
Air Nipper

真空组件  
Vacuum Module

附件  
Accessory Components



# 索引 Index

型号(Model)	货号(PN)	页码(Page)
<b>型材、钢棒 Profile、SUS Tube</b>		
PST8-1500	4.Y00040	1
PST12-1500	4.Y00021	1
PST20-1500	4.Y00022	1
PAT20-1000	4.Y00468	1
PAT20-2000	4.Y10972	1
PAT30-1000	4.Y00469	1
PAT30-2000	4.Y10973	1
PAT25-1000	4.Y10950	1
PAT25-2000	4.Y10974	1
PAT40-1000	4.Y10538	1
PAT40-2000	4.Y10975	1
PCT8-1000	4.Y10960	1
PCT8-2000	4.Y10961	1
PCT12-1000	4.Y10962	1
PCT12-2000	4.Y10963	1
PCT20-1000	4.Y10964	1
PCT20-2000	4.Y10965	1
PCT25-1000	4.Y10966	1
PCT25-2000	4.Y10967	1
PCT30-1000	4.Y10968	1
PCT40-2000	4.Y10969	1
PCT40-1000	4.Y10970	1
PCT40-2000	4.Y10971	1
PEP1818-1000	4.Y00075	2
PEP2510-1000	4.Y00076	2
PEP2518-1000	4.Y00455	2
PEP2525-1000	4.Y00050	2
PEP2525-2000	4.Y00051	2
PEP5025-1000	4.Y00056	2
PEP5025-2000	4.Y00057	2
PEP4040-1000	4.Y00052	2
PEP4040-2000	4.Y00053	2
PEP3030-1000	4.Y00540	2
PEP3030-2000	4.Y00541	2
PEP-3636-1000	4.Y00054	2
PEP-3636-1500	4.Y00484	2
PEP-3636-2000	4.Y00055	2
PTN-M4	7.Y00651	3
PTN-M5	7.Y00425	3
PTN-M6	7.Y00652	3
PTN-M4P8	7.Y00653	3
PTN-M5P10	7.Y00654	3
PTN-M5P15	7.Y00655	3
PTN-M5P17	7.Y00656	3
PTN-M5P22	7.Y00657	3
PTN-M5P25	7.Y00658	3
PTN-M5P28	7.Y00659	3
PTN-M5P30	7.Y00660	3
PTN-M5P35	7.Y00661	3
PTN-M5P40	7.Y00662	3
PTN-M5P50	7.Y00663	3
PTN-M5P60	7.Y00664	3
PTN-M5P90	7.Y00665	3
PTN-M5R	7.Y00805	3
PTC-M4L10	1.Y03908	4
PTC-M4L12	1.Y03848	4
PTC-M4L14	1.Y02752	4
PTC-M4L16	1.Y04073	4
PTC-M4L18	1.Y05846	4
PTC-M4L20	1.Y04000	4
PTC-M4L22	1.Y06307	4
PTC-M4L25	1.Y05319	4
PTC-M5L10	1.Y04294	4
PTC-M5L12	1.Y03850	4
PTC-M5L14	1.Y04528	4
PTC-M5L16	1.Y03849	4

型号(Model)	货号(PN)	页码(Page)
PTC-M5L18	1.Y05925	4
PTC-M5L20	1.Y03909	4
PTC-M5L22	1.Y06257	4
PTC-M5L25	1.Y03851	4
PTC-M5L30	1.Y04469	4
PTC-M5L35	1.Y04580	4
PTC-M5L40	1.Y04898	4
PTC-M5L50	1.Y04968	4
PTC-M5L60	1.Y05391	4
PTC-M6L10	1.Y04288	4
PTC-M6L12	1.Y03910	4
PTC-M6L14	1.Y04153	4
PTC-M6L16	1.Y02753	4
PTC-M6L18	1.Y07729	4
PTC-M6L20	1.Y04076	4
PTC-M6L25	1.Y06227	4
PTC-M6L30	1.Y04001	4
PTC-M6L35	1.Y03911	4
PTS-M4	1.Y03853	5
PTS-M5	1.Y03852	5
PTS-M6	1.Y03854	5
PTD-M4P8	4.Y00522	5
PTD-M5P10	4.Y00523	5
PTD-M5P15	4.Y00524	5
PTD-M5P17	4.Y00525	5
PTD-M5P22	4.Y00526	5
PTD-M5P25	4.Y00527	5
<b>支架模组 Stents Module</b>		
SFP-S2550	7.Y00641	6
SFP-S25100	7.Y00642	6
SFP-S40160	7.Y00643	6
SFP-L2550	7.Y00647	6
SFP-L2575	7.Y00648	6
SFP-L40120	7.Y00649	6
SFP-T2550	7.Y00644	7
SFP-T25100	7.Y00645	7
SFP-T40120	7.Y00646	7
SFP-50	7.Y00636	7
SFP-A60	7.Y00637	8
SFP-A90	7.Y00638	8
SFP-A70	7.Y00639	8
SFP-A50	7.Y00640	8
SMBA-1818	7.Y00290	9
SMBA-1825	7.Y00291	9
SMBA-2020	7.Y00245	9
SMBA-2525	7.Y00194	9
SMBA-3030	7.Y00193	9
SMBA-5050	7.Y00011	9
SMBA-2550	7.Y00292	9
SMBA-4040	7.Y00246	9
SMBA-8080	7.Y00355	9
SMBA-4080	7.Y00293	9
SMBA-2580	7.Y00294	9
SMBA-2540	7.Y00356	9
SMBA-3025	7.Y00690	9
SMBB-1818	7.Y00295	10
SMBB-1825	7.Y00817	10
SMBB-2525	7.Y00012	10
SMBB-5025	7.Y00339	10
SMBB-2550	7.Y00340	10
SMBB-3030	7.Y00163	10
SMBC-1025	7.Y00296	11
SMBC-1432	7.Y00297	11
SMBC-2038	7.Y00013	11
SMBC-3050	7.Y00226	11
SMBC-5070	7.Y00225	11
SMBD-2550	7.Y00227	12

型号(Model)	货号(PN)	页码(Page)
SMBD-5070	7.Y00228	12
SMBD2-7625	7.Y00426	13
SMBD2-12025	7.Y00427	13
SMBD2-13025	7.Y00428	13
SMBD2-7650	7.Y00429	13
SMBD2-12050	7.Y00430	13
SMBD2-13050	7.Y00431	13
SMBD3-2525	7.Y00812	13
SMBD3-2550	7.Y00813	13
SMBD3-4040	7.Y00814	13
SMBD3-4080	7.Y00815	13
SMBE-1010	7.Y00300	14
SMBE-1014	7.Y00301	14
SMBE-1210	7.Y00775	14
SMBE-1214	7.Y00864	14
SMBE-1414	7.Y00302	14
SMBE-2014	7.Y00014	14
SMBE-2022	7.Y00304	14
SMBE1-0840	7.Y00694	15
SMBE1-1040	7.Y00201	15
SMBE1-1240	7.Y00695	15
SMBE1-1440	7.Y00200	15
SMBE1-1450	7.Y00199	15
SMBE1-2060	7.Y00015	15
SMBE1-3060	7.Y00724	15
SMBE2-1040	7.Y00725	16
SMBE2-1240	7.Y00777	16
SMBE2-1450	7.Y00307	16
SMBE2-2060	7.Y00308	16
SMBE2-3060	7.Y00309	16
SMBE3-1020	7.Y00341	17
SMBE3-1220	7.Y00795	17
SMBE3-1430	7.Y00342	17
SMBE3-2040	7.Y00343	17
SMBE3-3050	7.Y00344	17
SMBE4-1412	7.Y00224	18
SMBE4-2012	7.Y00223	18
SMBE4-2020	7.Y00181	18
SMBE4-3012	7.Y00222	18
SMBE4-3020	7.Y00221	18
SMBE5-G1840	7.Y00310	19
SMBE5-G1860	7.Y00311	19
SMBE5-M1040	7.Y00312	19
SMBE5-M1060	7.Y00313	19
SMBE5-M1240	7.Y00314	19
SMBE5-M1260	7.Y00315	19
SMBE5-M1440	7.Y00316	19
SMBE5-M1460	7.Y00317	19
SMBE5-M1640	7.Y00320	19
SMBE5-M1660	7.Y00321	19
SMBE5-M2040	7.Y00322	19
SMBE5-M2060	7.Y00323	19
SMBE6-1040	7.Y00357	20
SMBE6-1240	7.Y00358	20
SMBE6-1440	7.Y00359	20
SMBE6-1640	7.Y00360	20
SMBE6-2040	7.Y00361	20
SMBE6-2240	7.Y00362	20
SMBE6-2540	7.Y00363	20
SMBE6-1028	7.Y00364	20
SMBE6-1228	7.Y00365	20
SMBE6-1428	7.Y00366	20
SMBE6-1628	7.Y00367	20
SMBE6-2028	7.Y00368	20
SMBE6-2228	7.Y00369	20
SMBE6-2528	7.Y00370	20
SMBE7-0856	7.Y00062	21





# 索引 Index

型号(Model)	货号(PN)	页码(Page)	型号(Model)	货号(PN)	页码(Page)	型号(Model)	货号(PN)	页码(Page)
SMBE7-1256	7.Y00021	21	SMBF1-1212	7.Y00003	29	SCF5-2040W25	7.Y00128	36
SMBE7-2056	7.Y00006	21	SMBF1-1220	7.Y00039	29	SCF5-0870W16	7.Y00140	36
SMB-10M5-02G18	7.Y00153	21	SMBF1-2012	7.Y00040	29	SCF5-0870W12	7.Y00141	36
SMB-08M5-02G18	7.Y00154	21	SMBF1-2020	7.Y00041	29	SCF5-1270W16	7.Y00142	36
SMB-10M5	7.Y00155	21	SMBJ1-5	7.Y00070	30	SCF5-2070W25	7.Y00143	36
SMB-08M5	7.Y00156	21	SMBJ2-6	7.Y00071	30	SMBR2-M10	7.Y00099	37
SMB-06M5	7.Y00157	21	SMBT5-8	7.Y00072	30	SMBR2-M12	7.Y00100	37
SMB-14M5	7.Y00167	21	SMBT5-12	7.Y00073	30	SMBR4-0808M4	7.Y00103	37
SMB-5G18	7.Y00229	22	SMBT6-12	7.Y00074	31	SMBR4-1208M4	7.Y00110	37
SMB1-5G18	7.Y01020	22	SMBG1-8M5	7.Y00057	31	SMBR4-1212M4	7.Y00019	37
SMB2-5G18	7.Y01022	22	SMBG1-8M6	7.Y00058	31	SMBR4-1212M4L	7.Y00268	37
SMB-9G18	7.Y00231	23	SMBG1-12M5	7.Y00059	31	SMBR4-1420M6	7.Y00461	37
SMB1-9G18	7.Y01021	23	SMBG1-12M6	7.Y00060	31	SMBR4-2020M6	7.Y00007	37
SMB2-9G18	7.Y01023	23	SMBG1-12G18	7.Y00061	31	SMBR4-2020M6L	7.Y00206	37
SMB-D5G18	7.Y00230	24	SCF1-40M3	7.Y00115	31	SMBR5-1208	7.Y00111	37
SMB1-D5G18	7.Y01024	24	SCF1-40G18	7.Y00118	31	SMBR5-0808	7.Y00104	37
SMB2-D5G18	7.Y01025	24	SCF1-70M3	7.Y00129	31	SMBR5-1212	7.Y00112	37
SMB-A5G18	7.Y00240	25	SCF1-70G18	7.Y00132	31	SMBR7-0808	7.Y00113	38
SMB-A5G14	7.Y00241	25	SCF2-40M5	7.Y00173	31	SMBR7-1212	7.Y00114	38
SMBY12-50	7.Y00736	25	SCF2-40M6	7.Y00117	31	SMBR-46	7.Y00063	38
SMBY12-100	7.Y00735	25	SCF2-70M5	7.Y00130	31	SMBR1-12	7.Y00098	38
SMBY14-50	7.Y00733	25	SCF2-70M6	7.Y00131	31	SVA-G18	7.Y00235	39
SMBY14-100	7.Y00734	25	SMBM-10	7.Y00740	32	SVA-G14	7.Y00237	39
SMBY20-50	7.Y00732	25	SMBM-16	7.Y00741	32	SVB-M5	7.Y00242	40
SMBY20-100	7.Y00731	25	SMBM-20	7.Y00728	32	SVB-G18	7.Y00244	40
SMBY20-150	7.Y00462	25	SMBM-25	7.Y00739	32	SVB-G14	7.Y00243	40
SMBY25-100	7.Y01027	25	SMBM-32	7.Y00738	32	SVC-M5	7.Y00328	41
SMBY30-50	7.Y00729	25	SMBM-40	7.Y00737	32	SVC-G18	7.Y00238	41
SMBY30-100	7.Y00730	25	SMBT9-12	7.Y00081	32	SVC-G14	7.Y00239	41
SMBY30-150	7.Y00463	25	SMBU-12	7.Y00082	32	SVD-M5	7.Y00416	42
SMBT4-G1820	7.Y00048	26	SMBU2-20	7.Y00255	33	SVD-G18	7.Y00417	42
SMBT1-M1412	7.Y00028	26	SMBU3-8	7.Y00085	33	SVD-G14	7.Y00418	42
SMBP-0808	7.Y00042	26	SMBU4-12	7.Y00086	33	SVE-M51030	7.Y00410	43
SMBP-0812	7.Y00043	26	SMBU5-20	7.Y00087	34	SVE-M51060	7.Y00411	43
SMBP-1212	7.Y00044	26	SMBU6-8	7.Y00088	34	SVE-M51090	7.Y00412	43
SMBP-2012	7.Y00045	26	SMBU7-12	7.Y00089	34	SVE-M51230	7.Y00772	43
SMBP-2020	7.Y00046	26	SMBU8-20	7.Y00090	34	SVE-M51260	7.Y00773	43
SMBT-0808	7.Y00025	27	SMBU9-M10	7.Y01051	35	SVE-M51290	7.Y00774	43
SMBT-1208	7.Y00026	27	SMBK1-8T10	7.Y00091	35	SVE-G181440	7.Y00413	43
SMBT-1212	7.Y00020	27	SMBK1-12T10	7.Y00092	35	SVE-G181480	7.Y00414	43
SMBT-1214	7.Y00794	27	SMBK1-20T10	7.Y00093	35	SVE-G1814120	7.Y00415	43
SMBT-2012	7.Y00027	27	SMBK1-8T16	7.Y00094	35	SVE-G142050	7.Y00008	43
SMBT-2020	7.Y00005	27	SMBK1-12T16	7.Y00095	35	SVE-G1420100	7.Y00009	43
SMBT-1414	7.Y01002	27	SMBK1-20T16	7.Y00096	35	SVE-G1420150	7.Y00010	43
SMBT-2520	7.Y00998	27	SMBS-8T10	7.Y00064	35	SCA1-1010L30	7.Y00398	44
SMBT-2525	7.Y00999	27	SMBS-12T10	7.Y00065	35	SCA1-1010L60	7.Y00399	44
SMBT-4020	7.Y01059	27	SMBS-20T10	7.Y00066	35	SCA1-1010L90	7.Y00400	44
SMBT-4025	7.Y01004	27	SMBS-8T16	7.Y00067	35	SCA1-1212L30	7.Y00769	44
SMBT-4040	7.Y01003	27	SMBS-12T16	7.Y00001	35	SCA1-1212L60	7.Y00770	44
SMBT2-1212	7.Y00192	28	SMBS-20T16	7.Y00068	35	SCA1-1212L90	7.Y00771	44
SMBT2-2020	7.Y00185	28	SCF3-40M10	7.Y00119	36	SCA1-1414L40	7.Y00401	44
SCD-2010	7.Y00329	28	SCF3-40M12	7.Y00120	36	SCA1-1414L80	7.Y00402	44
SCD-2014	7.Y00330	28	SCF3-40M17	7.Y00121	36	SCA1-1414L120	7.Y00403	44
SCD-3020	7.Y01049	28	SCF3-70M10	7.Y00133	36	SCA1-2020L50	7.Y00404	44
SCD-2020	7.Y00233	28	SCF3-70M12	7.Y00134	36	SCA1-2020L100	7.Y00405	44
SCD-3030	7.Y01050	28	SCF3-70M17	7.Y00135	36	SCA1-2020L150	7.Y00406	44
SMBT3-2020	7.Y00047	29	SCF4-0840W12	7.Y00122	36	SCA1-3030L80	7.Y00407	44
SMBF-0808	7.Y00029	29	SCF4-0840W16	7.Y00123	36	SCA1-3030L140	7.Y00408	44
SMBF-0812	7.Y00030	29	SCF4-1240W16	7.Y00004	36	SCA1-3030L200	7.Y00409	44
SMBF-1208	7.Y00031	29	SCF4-2040W25	7.Y00124	36	SCA2-2020L50	7.Y00996	44
SMBF-1212	7.Y00032	29	SCF4-0870W12	7.Y00136	36	SCA2-2020L100	7.Y01000	44
SMBF-1220	7.Y00033	29	SCF4-0870W16	7.Y00137	36	SCA2-2020L150	7.Y00997	44
SMBF-2012	7.Y00034	29	SCF4-1270W16	7.Y00138	36	SCA2-3030L80	7.Y01006	44
SMBF-2020	7.Y00035	29	SCF4-2070W25	7.Y00139	36	SCA2-3030L140	7.Y01005	44
SMBF1-0808	7.Y00036	29	SCF5-0840W16	7.Y00125	36	SCA2-3030L200	7.Y01001	44
SMBF1-0812	7.Y00037	29	SCF5-0840W12	7.Y00126	36	SCC-20G18	7.Y00236	45
SMBF1-1208	7.Y00038	29	SCF5-1240W16	7.Y00127	36	SCC-20M16	7.Y00234	45



# 索引 Index

型号(Model)	货号(PN)	页码(Page)	型号(Model)	货号(PN)	页码(Page)	型号(Model)	货号(PN)	页码(Page)
SCE-NR20	7.Y00331	46	QCA-05R	8.Y00355	59	QC-R200K	8.Y00209	89
SCE-NR30	7.Y00261	46	QCA-05G	8.Y00356	59	QC-G200	8.Y00208	90
SCE-NR50	7.Y00742	46	QCA-15R	8.Y00353	61	SIP-200B	7.Y00865	90
SCE1-NS20	7.Y00692	46	QCA-15G	8.Y00354	61	QCS-R60	8.Y00081	91
SCE1-NS30	7.Y00693	46	QCA-35R	8.Y00351	63	QCS-G60	8.Y00082	91
SCE2-05	7.Y00796	46	QCA-35G	8.Y00352	63	KCH04-M5	1.Y03525	91
SCE2-1015	1.Y00094	47	QCA-35R-SP	8.Y00351-SP	63	KCH06-M5	1.Y03524	91
SCE2-25	7.Y00633	47	QCA-35R-SN	8.Y00351-SN	63	QCS-R100	7.Y00332	91
SCE3-N10	7.Y00075	47	QCA-50R	8.Y00349	65	QCS-G100	7.Y00175	91
SCE3-N20	7.Y00076	47	QCA-50G	8.Y00350	65	QCS-R160	7.Y00160	91
SCE3-N30	7.Y00077	47	QCA-50R-SP	8.Y00349-SP	65	QCS-G160	7.Y00161	91
SCE4-NR(L.R)	7.Y00868	48	QCA-50R-SN	8.Y00349-SN	65	KCH04-M5*5	7.Y00860	91
SCE4-NR30	7.Y00146	48	QCA-100R-SP	8.Y00362-SP	67	KCH06-M5*5	7.Y00861	91
SCE4-NR20	7.Y00147	48	QCA-100R-SN	8.Y00362-SN	67	MS-10SF*5	7.Y00334	91
SCE4-NR10	7.Y00148	48	QCA-100G	8.Y00363	67	MS-10PF	1.Y04667	91
SCE-NR20-D10	7.Y00946	48	QCA-200R-SP	8.Y00272-SP	69	QCL15R-Y	1.Y01275	92
SCE-NR20-D12	7.Y00947	48	QCA-200R-SN	8.Y00272-SN	69	QCL15G-Y	1.Y01276	92
SCE-NR30-D10	7.Y00948	48	QCA-200G	8.Y00357	69	QCL15R-S	8.Y00236	93
SCE-NR30-D12	7.Y00949	48	QCSCM-15R1	7.Y00965	71	QCL15G-S	8.Y00235	93
SMBH1-8M5	7.Y00051	49	QCSCM-15G1	7.Y00966	71	QCL35R-S	8.Y00101	94
SMBH1-8M6	7.Y00052	49	QCSCM-15R2	7.Y00468	71	QCL35G-S	8.Y00102	94
SMBH1-12M5	7.Y00053	49	QCSCM-15G2	7.Y00469	71	BP90	4.Y00480	95
SMBH1-12M6	7.Y00002	49	QCSCM-08R	8.Y00477	72	BP135	4.Y00497	95
SMBH1-12M8	7.Y00054	49	QCSCM-08G	7.Y00478	72	QCA-S10R	8.Y00037	96
SMBH1-20M6	7.Y00055	49	QCSCM-19R	7.Y00954	72	QCA-S10G	8.Y00038	96
SMBH1-20M8	7.Y00056	49	QCSCM-19G	7.Y00955	72			
SMBE7-18M5	7.Y00869	49	QCSCM-26R	7.Y00464	73	夹具组件 Grip Module		
SMBE7-18M6	7.Y00870	49	QCSCM-26G	7.Y00465	73	GMHZ2-10S	1.Y00258	97
SMBE7-25M5	7.Y00871	49	MS3116F14-19S	1.Y11420	74	GMHZ2-10D	1.Y00252	97
SMBE7-25M6	7.Y00872	49	MS3116F14-19P	1.Y11419	74	GMHZ2-16S	1.Y00257	97
SEA-1010L60	7.Y00388	50	MS3116F16-26S	1.Y11867	74	GMHZ2-16D	1.Y00256	97
SEA-1212L60	7.Y00776	50	MS3116F16-26P	1.Y11369	74	GMHZ2-20S	1.Y03080	97
SEA-1414L40	7.Y00389	50	3108A22-23S	1.Y10710	74	GMHZ2-20D	1.Y02703	97
SEA-1414L80	7.Y00390	50	3108A22-23P	1.Y10711	74	GMHZ2-25S	1.Y09884	97
SEA-1414L120	7.Y00391	50	CMB08E-14-19S(072)SR-B	1.Y00863	75	GMHZ2-25D	1.Y09338	97
SEA-2020L50	7.Y00392	50	CMB08E-14-19P(072)SR-B	1.Y00864	75	GMHZ2-32S	1.Y09885	97
SEA-2020L100	7.Y00393	50	CMB08E-16-26S(072)SR-B	1.Y00865	75	GMHZ2-32D	1.Y09886	97
SEA-2020L150	7.Y00394	50	CMB08E-16-26P(072)SR-B	1.Y00866	75	GMHZ2-40S	1.Y09887	97
SEA-3030L80	7.Y00395	50	DB15R1-1000	1.Y10163	76	GMHZ2-40D	1.Y09888	97
SEA-3030L140	7.Y00396	50	DB15G1-1000	1.Y10437	76	GMHZL2-10S	1.Y09405	98
SEA-3030L200	7.Y00397	50	D-Sub15R2-1000	1.Y10080	76	GMHZL2-10D	1.Y07974	98
SEAH-2020L50	7.Y00350	51	D-Sub15G2-1000	1.Y10081	76	GMHZL2-16S	1.Y08175	98
SEAH-2020L100	7.Y00351	51	QCAM-06G18R	7.Y01015	77	GMHZL2-16D	1.Y08146	98
SEAH-2020L150	7.Y00166	51	QCAM-06G18G	7.Y01016	77	GMHZL2-20S	1.Y09882	98
SEAH-3030L80	7.Y00352	51	QCAM-06G18R-E	7.Y01018	77	GMHZL2-20D	1.Y07975	98
SEAH-3030L140	7.Y00353	51	QCAM-06G18G-E	7.Y01019	77	GMHZL2-25S	1.Y09883	98
SEAH-3030L200	7.Y00354	51	QCAM-10M5R	7.Y01053	78	GMHZL2-25D	1.Y08802	98
SEAV-M510L45	7.Y00432	51	QCAM-10M5G	7.Y01054	78	GMHC2-16S	1.Y02014	99
SEAV-M510L90	7.Y00433	51	QCAM-14M5R	7.Y01055	78	GMHC2-16D	1.Y05738	99
SEAV-G1814L60	7.Y00258	51	QCAM-14M5G	7.Y01056	78	GMHC2-20S	1.Y02730	99
SEAV-G1814L120	7.Y00434	51	QCSCM-M9K	7.Y00922	80	GMHC2-20D	1.Y04328	99
SEAV-G1820L78	7.Y00435	51	QCSCM-9R2	7.Y00862	80	GMHS3-16D	1.Y04529	100
SEAV-G1820L153	7.Y00247	51	QCSCM-9G2	7.Y00863	80	GMHS3-20D	1.Y04764	100
SEAV-G1420L75	7.Y00436	51	R9-1000	1.Y06423	80	GMHS3-25D	1.Y05750	100
SEAV-G1420L150	7.Y00437	51	G9-1000	1.Y06424	80	FPT-40A-1	1.Y13289	101
SBNA-8M5	7.Y00271	52	QC-R50K	8.Y00402	81	FPT-40A-1-SD	1.Y13290	101
SBNA-8M6	7.Y00272	52	QC-G50	8.Y00055	82	FPT-40A-1-TEM	1.Y13291	101
SBNA-12M5	7.Y00273	52	SIP-50B	7.Y00650	82	FPT-50A-1	1.Y13292	101
SBNA-12M10	7.Y00274	52	QC-R90K	8.Y00359	83	FPT-50A-2	1.Y13293	101
SBNA-20M12	7.Y00276	52	QC-G90	8.Y00033	84	FPT-50A-1-SD	1.Y13294	101
SBNA-20M17	7.Y00277	52	SIP-90B	7.Y00634	84	FPT-50A-2-SD	1.Y13295	101
SBNB-12PT18	7.Y00275	52	QC-R150K	8.Y00376	85	FPT-50A-1-TEM	1.Y13296	101
SBNB-20PT18	7.Y00278	52	QC-G150	8.Y00377	86	FPT-50A-2-TEM	1.Y13297	101
SBND-1208	7.Y00280	52	QC-R160K	7.Y00635	86	FPT-64A-1	1.Y13298	101
SBND-2012	7.Y00281	52	SIP-160B	8.Y00360	87	FPT-64A-2	1.Y13299	101
SBND-2008	7.Y00282	52	QC-G160	8.Y00053	88	FPT-64A-1-SD	1.Y13300	101
			SIP-160B	7.Y00635	88	FPT-64A-2-SD	1.Y13301	101
						FPT-64A-1-TEM	1.Y13302	101

快换 Quick Changer



# 索引 Index

型号(Model)	货号(PN)	页码(Page)	型号(Model)	货号(PN)	页码(Page)	型号(Model)	货号(PN)	页码(Page)
FPT-64A-2-TEM	1.Y13303	101	IPS-RA-030-M8	1.Y13370	104	GMXS12	-	110
FPT-80A-1	1.Y13304	101	IPS-RA-030-OW	1.Y13371	104	GMXS16	-	110
FPT-80A-2	1.Y13305	101	EMS-030-M8-PNP	1.Y13372	104	GMXS20	-	110
FPT-80A-1-SD	1.Y13306	101	EMS-030-PNP-OW	1.Y13373	104	GMXS25	-	110
FPT-80A-2-SD	1.Y13307	101	EMS-RA-030-M8-PNP1	1.Y13374	104	GMXH6-5Z	-	112
FPT-80A-1-TEM	1.Y13308	101	EMS-RA-030-OW	1.Y13375	104	GMXH6-10Z	-	112
FPT-80A-2-TEM	1.Y13309	101	EC-M8-0200-OW	1.Y13376	104	GMXH6-15Z	-	112
FPT-100A-1	1.Y13310	101	EC-M8-0500-OW	1.Y13377	104	GMXH6-20Z	-	112
FPT-100A-2	1.Y13311	101	SC-RA-G1/8-6	1.Y13378	104	GMXH6-25Z	-	112
FPT-100A-1-SD	1.Y13312	101	SC-RA-G1/8-8	1.Y13379	104	GMXH6-30Z	-	112
FPT-100A-2-SD	1.Y13313	101	SC-RA-G1/4-6	1.Y13380	104	GMXH6-40Z	-	112
FPT-100A-1-TEM	1.Y13314	101	SL-040	1.Y13381	104	GMXH6-50Z	-	112
FPT-100A-2-TEM	1.Y13315	101	SL-050	1.Y13382	104	GMXH6-60Z	-	112
FPT-110A-1	1.Y13316	101	SL-064	1.Y13383	104	GMXH10-5Z	-	112
FPT-125A-1	1.Y13317	101	SL-080	1.Y13384	104	GMXH10-10Z	-	112
FPT-125A-2	1.Y13318	101	SL-100	1.Y13385	104	GMXH10-15Z	-	112
FPT-125A-1-SD	1.Y13319	101	SL-120	1.Y13386	104	GMXH10-20Z	-	112
FPT-125A-2-SD	1.Y13320	101	SL-160	1.Y13387	104	GMXH10-25Z	-	112
FPT-125A-1-TEM	1.Y13321	101	SL-200	1.Y13388	104	GMXH10-30Z	-	112
FPT-125A-2-TEM	1.Y13322	101	SL-240	1.Y13389	104	GMXH10-40Z	-	112
FPT-160A-1	1.Y13323	101	SL-300	1.Y13390	104	GMXH10-50Z	-	112
FPT-160A-2	1.Y13324	101	GMXS6-10	-	107	GMXH10-60Z	-	112
FPT-160A-1-SD	1.Y13325	101	GMXS6-20	-	107	GMXH16-5Z	-	113
FPT-160A-2-SD	1.Y13326	101	GMXS6-30	-	107	GMXH16-10Z	-	113
FPT-160A-1-TEM	1.Y13327	102	GMXS6-40	-	107	GMXH16-15Z	-	113
FPT-160A-2-TEM	1.Y13328	102	GMXS6-50	-	107	GMXH16-20Z	-	113
FPT-200A-1	1.Y13329	102	GMXS8-10	-	107	GMXH16-25Z	-	113
FPT-200A-1-SD	1.Y13330	102	GMXS8-20	-	107	GMXH16-30Z	-	113
FPT-200A-1-TEM	1.Y13331	102	GMXS8-30	-	107	GMXH16-40Z	-	113
FPT-240A-1	1.Y13332	102	GMXS8-40	-	107	GMXH16-50Z	-	113
FPT-240A-1-SD	1.Y13333	102	GMXS8-50	-	107	GMXH16-60Z	-	113
FPT-240A-1-TEM	1.Y13334	102	GMXS8-75	-	107	GMXH20-5Z	-	113
FPT-300A-1	1.Y13335	102	GMXS12-10	-	108	GMXH20-10Z	-	113
FPT-300A-1-SD	1.Y13336	102	GMXS12-20	-	108	GMXH20-15Z	-	113
FPT-300A-1-TEM	1.Y13337	102	GMXS12-30	-	108	GMXH20-20Z	-	113
FCT-40A-1	1.Y13338	103	GMXS12-40	-	108	GMXH20-25Z	-	113
FCT-40A-1-SD	1.Y13339	103	GMXS12-50	-	108	GMXH20-30Z	-	113
FCT-40A-1-TEM	1.Y13340	103	GMXS12-75	-	108	GMXH20-40Z	-	113
FCT-50A-1	1.Y13341	103	GMXS12-100	-	108	GMXH20-50Z	-	113
FCT-50A-1-SD	1.Y13342	103	GMXS16-10	-	108	GMXH20-60Z	-	113
FCT-50A-1-TEM	1.Y13343	103	GMXS16-20	-	108	PNP	7.Y00800	115
FCT-64A-1	1.Y13344	103	GMXS16-30	-	108	NPN	7.Y00801	115
FCT-64A-1-SD	1.Y13345	103	GMXS16-40	-	108	GRS08	8.Y00214	116
FCT-64A-1-TEM	1.Y13346	103	GMXS16-50	-	108	GRS08-C	8.Y00099	116
FCT-80A-1	1.Y13347	103	GMXS16-75	-	108	GRS08-CN	8.Y00011	116
FCT-80A-1-SD	1.Y13348	103	GMXS16-100	-	108	GRS08-CP	8.Y00012	116
FCT-80A-1-TEM	1.Y13349	103	GMXS16-125	-	108	GRM12A	8.Y00103	117
FCT-100A-1	1.Y13350	103	GMXS20-10	-	109	GRM12A-C	8.Y00092	117
FCT-100A-1-SD	1.Y13351	103	GMXS20-20	-	109	GRM12A-CN	8.Y00009	117
FCT-100A-1-TEM	1.Y13352	103	GMXS20-30	-	109	GRM12A-CP	8.Y00010	117
FCT-125A-1	1.Y13353	103	GMXS20-40	-	109	GRM12B	8.Y00107	117
FCT-125A-1-SD	1.Y13354	103	GMXS20-50	-	109	GRM12B-C	8.Y00106	117
FCT-125A-1-TEM	1.Y13355	103	GMXS20-75	-	109	GRM12B-CN	8.Y00104	117
FCT-160A-1	1.Y13356	103	GMXS20-100	-	109	GRM12B-CP	8.Y00105	117
FCT-160A-1-SD	1.Y13357	103	GMXS20-125	-	109	GRL12A	8.Y00108	118
FCT-160A-1-TEM	1.Y13358	103	GMXS20-150	-	109	GRL12A-C	8.Y00100	118
FCT-200A-1	1.Y13359	103	GMXA25-10	-	109	GRL12A-CN	8.Y00001	118
FCT-200A-1-SD	1.Y13360	103	GMXA25-20	-	109	GRL12A-CP	8.Y00002	118
FCT-200A-1-TEM	1.Y13361	103	GMXA25-30	-	109	GRX20	8.Y00213	119
FCT-240A-1	1.Y13362	103	GMXA25-40	-	109	GRX20-C	8.Y00215	119
FCT-240A-1-SD	1.Y13363	103	GMXA25-50	-	109	GRX20-CN	8.Y00013	119
FCT-240A-1-TEM	1.Y13364	103	GMXA25-75	-	109	GRX20-CP	8.Y00014	119
FCT-300A-1	1.Y13365	103	GMXA25-100	-	109	GR05A-10	8.Y00348	121
FCT-300A-1-SD	1.Y13366	103	GMXA25-125	-	109	GR10A-12	8.Y00268	122
FCT-300A-1-TEM	1.Y13367	103	GMXA25-150	-	109	GR10A-12-CP	8.Y00267	122
IPS-030-M8	1.Y13368	104	GMXS6	-	109	GR10D-12	8.Y00370	123
IPS-030-OW	1.Y13369	104	GMXS8	-	110	GR10D-12-CP	8.Y00369	123



# 索引 Index

型号(Model)	货号(PN)	页码(Page)
GR12A-12	8.Y00048	124
GR12A-12-C	8.Y00098	124
GR12A-12-CP	8.Y00050	124
GR12A-12-CN	8.Y00091	124
GR12B-12	8.Y00245	125
GR12B-12-C	8.Y00260	125
GR12B-12-CP	8.Y00261	125
GR12B-12-CN	8.Y00262	125
GR10L-12	8.Y00307	126
GR12L-12	8.Y00308	126
GR12M-12	8.Y00419	127
GR12M-12-CP	8.Y00421	127
GR12M-12-CN	8.Y00420	127
GR20A-20	8.Y00224	130
GR20A-20-C	8.Y00049	130
GR20A-20-CP	8.Y00226	130
GR20A-20-CN	8.Y00051	130
GR20B-20	8.Y00234	131
GR20B-20-C	8.Y00231	131
GR20B-20-CP	8.Y00232	131
GR20B-20-CN	8.Y00233	131
GR20C-20	8.Y00342	132
GR20D-20	8.Y00343	133
GR20D-20-CP	8.Y00442	133
GR20D-20-CN	8.Y00479	133
GR20E-20	8.Y00344	134
GR20F-20	8.Y00345	134
GR20G-20	8.Y00433	135
GR20G-20-CP	8.Y00472	135
GR20G-20-CN	8.Y00473	135
GR20H-20	8.Y00422	136
GR20H-20-CP	8.Y00424	136
GR20H-20-CN	8.Y00423	136
GR20I-20	8.Y00450	137
GR20I-20-CP	8.Y00470	137
GR20I-20-CN	8.Y00471	137
GRA20A	8.Y00391	139
GRA20A-CP	8.Y00392	139
GRA20A-CN	8.Y00393	139
GRC20A-CP	8.Y00434	140
GRC20A-CN	8.Y00435	140
GRT20A	8.Y00257	142
GRT20A-CN	8.Y00258	142
GRT20A-CP	8.Y00259	142
GRT20B	8.Y00279	143
GRT20B-CN	8.Y00281	143
GRT20B-CP	8.Y00282	143
GRT20C	8.Y00316	144
GRT20D	8.Y00317	144
GRT20E	8.Y00318	145
GRT20E-CN	8.Y00339	145
GRT20E-CP	8.Y00340	145
GRP32A	8.Y00278	148
GRP32A-CP	8.Y00462	148
GRP32A-CN	8.Y00463	148
GRP32B	8.Y00388	149
GRP32B-CP	8.Y00466	149
GRP32B-CN	8.Y00467	149
GRP32A-30	8.Y00315	150
GRP32A-30CP	8.Y00464	150
GRP32A-30CN	8.Y00465	150
GRP32B-30	8.Y00387	151
GRP32B-30CP	8.Y00399	151
GRP32B-30CN	8.Y00411	151
GRP32A-3020	8.Y00468	152
GRP32A-3020CP	8.Y00469	152
GRP32A-3020CN	8.Y00477	152

型号(Model)	货号(PN)	页码(Page)
GRP32B-3020	8.Y00478	153
GRP32B-3020CP	8.Y00416	153
GRP32B-3020CN	8.Y00417	153
GRP32C	8.Y00412	154
GRP32C-30	8.Y00415	154
GRP32C-320	8.Y00418	155
GFM-A3V5	4.Y00500	158
GFM-A4V5	4.Y00501	158
GFM-A5V5	4.Y00502	158
GFM-A6V5	4.Y10951	158
GFM-A7V5	4.Y10952	158
GFM-A8V5	4.Y10953	158
GFM-B3V5	4.Y00503	158
GFM-B4V5	4.Y00504	158
GFM-B5V5	4.Y00505	158
GFM-B6V5	4.Y10954	158
GFM-B7V5	4.Y10955	158
GFM-B8V5	4.Y10956	158
GFM-C3V5	4.Y00506	158
GFM-C4V5	4.Y00507	158
GFM-C5V5	4.Y00508	158
GFM-C6V5	4.Y10957	158
GFM-C7V5	4.Y10958	158
GFM-C8V5	4.Y10959	158
A3	1.Y08421	158
A4	1.Y08422	158
A5	1.Y08423	158
A6	1.Y12918	158
A7	1.Y12919	158
A8	1.Y12920	158
B3	1.Y08424	158
B4	1.Y08425	158
B5	1.Y08426	158
B6	1.Y12921	158
B7	1.Y12922	158
B8	1.Y12923	158
C3	1.Y08427	158
C4	1.Y08428	158
C5	1.Y08429	158
C6	1.Y12924	158
C7	1.Y12925	158
C8	1.Y12926	158
GBS-2B-S01	4.Y00509	159
GBS-3B-S01	4.Y00510	159
GBS-4B-S01	4.Y00511	159
B-2B	1.Y08430	159
B-3B	1.Y08431	159
B-4B	1.Y08432	159
GSMP-2S	7.Y01028	160
GSMP-2L	7.Y01029	160
GSMP-3S	7.Y01030	160
GSMP-3L	7.Y01031	160
GSMP-4S	7.Y01032	160
GSMP-4L	7.Y01033	160
GSMP-5S	7.Y01034	160
GSMP-5L	7.Y01035	160
iPCU 2-SMN	1.Y12927	161
GSRT1421-08	8.Y00241	162
GSR2026-10	8.Y00329	162
GSR2026-12	8.Y00243	162
GSR2051-10	8.Y00330	162
GSR2051-12	8.Y00331	162
GSRT1421-08	8.Y00242	162
GSRT2026-10	8.Y00332	162
GSRT2026-12	8.Y00244	162
GSRT2051-10	8.Y00333	162
GSRT2051-12	8.Y00334	162

型号(Model)	货号(PN)	页码(Page)
GSP20-14	8.Y00238	163
GSP20-20	8.Y00239	163
GMP14A	8.Y00408	164
GMP20A	8.Y00088	164
GMP30A	8.Y00089	164
GMP14B	8.Y00968	164
GMP20B	7.Y00726	164
GMP30B	7.Y00789	164
GLU20A	7.Y00894	164
GLU20B	7.Y00895	164
GN2010	8.Y00025	166
GN2010-8	8.Y00347	166
GN2010-S51	8.Y00341	167
GN2010-S21	8.Y00440	167
18-S1	4.Y00470	168
18-S2	4.Y00472	168
22-S1	4.Y00471	168
22-S2	4.Y00473	168
GBD18U	8.Y00212	169
GBD22HU	8.Y00058	169
GBD18HD	8.Y00057	169
GFA14-35	8.Y00117	170
GFA20-35	8.Y00118	170
GFA30-35	8.Y00119	170
GFR14-95	8.Y00042	171
GFR20-95	8.Y00041	171
GFR20-95E	8.Y00311 替代8.Y00041	171
GFR30-95	8.Y00095	171
GFR14-95G	8.Y00084	172
GFR20-95G	8.Y00083	172
GFR20-95EG	8.Y00312 替代8.Y00083	172
GFR30-95G	8.Y00096	172
GFR20-95L	8.Y00309	173
GFR20-95LG	8.Y00310	174
GFR20-95S	8.Y00335	175
GFR20-95SG	8.Y00336	176
GP1-20	7.Y00778	177
GP1-30	7.Y00779	177
GP2-14	7.Y00780	177
GP2-20	7.Y00781	177
GP2-30	7.Y00782	177
GP3-14	7.Y00783	177
GP3-20	7.Y00700	177
GP3-20L	7.Y00908	177
GP3-30	7.Y00785	177
GS-14	7.Y00786	177
GS-20	7.Y00787	177
GS-30	7.Y00788	177
GOF20-20-NBR	8.Y00396	178
GOF20-20-VMQ	8.Y00395	178
GOP20-20-NBR	8.Y00398	178
GOP20-20-VMQ	8.Y00397	178
D-M9B	1.Y00310	179
D-M9BL	1.Y00307	179
D-M9BV	1.Y02565	179
D-M9BVL	1.Y03843	179
D-M9N	1.Y00311	179
D-M9NL	1.Y00295	179
D-M9NV	1.Y00298	179
D-M9NVL	1.Y03598	179
D-M9P	1.Y00309	179
D-M9PL	1.Y02301	179
D-M9PV	1.Y00296	179
D-M9PVL	1.Y02964	179
D-MQ	1.Y00293	179
GFN20-90	8.Y00094	180
GFN30-90	8.Y00116	180



# 索引 Index

型号(Model)	货号(PN)	页码(Page)
气动剪刀 Air Nipper		
GT-NY05	1.Y00008	186
GT-NY05R	1.Y03612	186
GT-NY05-4	1.Y01317	186
GT-NY05R-4	1.Y06093	186
GT-NY10	1.Y00012	186
GT-NY10R	1.Y00010	186
GT-NY10-4	1.Y02532	186
GT-NY10R-4	1.Y06098	186
GT-NY15	1.Y00006	186
GT-NY15R	1.Y00007	186
GT-NY15-4	1.Y06099	186
GT-NY15R-4	1.Y06100	186
GT-NY25	1.Y00004	186
GT-NY25R	1.Y00005	186
GT-NY25-6	1.Y06101	186
GT-NY25R-6	1.Y06102	186
GT-NY03G	1.Y00013	186
GT-NY03GR	1.Y01115	186
GT-NY03G-4	1.Y06091	186
GT-NY03GR-4	1.Y06092	186
GT-NY10G	1.Y03559	186
GT-NY10GR	1.Y06094	186
GT-NY10G-4	1.Y06095	186
GT-NY10GR-4	1.Y04500	186
GT-NY10S	1.Y06096	187
GT-NY25S	1.Y06097	187
GT-NF05	1.Y01316	187
GT-NF10	1.Y01532	187
GT-NF15	1.Y01350	187
NY03AJ	1.Y00044	188
NY03RAJ	1.Y01116	188
NY05AJ	1.Y00018	188
NY05RAJ	1.Y03613	188
NY05AJB	1.Y06103	188
NY10AJ	1.Y00020	188
NY10RAJ	1.Y00019	188
NY10AJB	1.Y00026	188
NY15AJ	1.Y00016	188
NY15RAJ	1.Y00017	188
NY15AJB	1.Y00043	188
NY25AJ	1.Y00037	188
NY25RAJ	1.Y00039	188
NY25AJB	1.Y00041	188
NY03AJL	1.Y03558	188
NY05AJL	1.Y00023	188
NY10AJL	1.Y00021	188
NY15AJL	1.Y00025	188
NY25AJL	1.Y00036	188
NY03AJT	1.Y03208	188
NY05AJT	1.Y06104	188
NY10AJT	1.Y02234	188
NY15AJT	1.Y00024	188
NY10AD	1.Y05999	189
NY15AD	1.Y01089	189
NY25AD	1.Y03989	189
NY05AH	1.Y04614	189
NY05RAH	1.Y06052	189
NY10AH	1.Y00027	189
NY15AH	1.Y00858	189
NY15RAH	1.Y01466	189
NY25AH	1.Y00038	189
NY25RAH	1.Y00076	189
NY05BJ	1.Y03784	189
NY05RBJ	1.Y03114	189
GT-NT03	1.Y03933	190
GT-NT03R	1.Y06105	190

型号(Model)	货号(PN)	页码(Page)
GT-NT03-4	1.Y06106	190
GT-NT03R-4	1.Y06107	190
GT-NT05	1.Y01168	190
GT-NT05R	1.Y06108	190
GT-NT05-4	1.Y04956	190
GT-NT05R-4	1.Y06109	190
GT-NT10	1.Y01098	190
GT-NT10R	1.Y06110	190
GT-NT10-6	1.Y06111	190
GT-NT10R-6	1.Y06112	190
GT-NT20	1.Y01648	190
GT-NT20R	1.Y06113	190
GT-NT20-6	1.Y06114	190
GT-NT20R-6	1.Y06115	190
NT03AJ	1.Y06116	190
NT05AJ	1.Y03935	190
NT05AJH	1.Y06117	190
NT05AJB	1.Y06118	190
NE5AJ	1.Y06119	190
NT10AJ	1.Y00040	190
NT10AJH	1.Y06120	190
NT10AJB	1.Y01099	190
NE10AJ	1.Y00064	190
NT20AJ	1.Y03936	190
NT20AJH	1.Y06121	190
NT20AJB	1.Y06122	190
NT05AJL	1.Y04056	191
NT10AJL	1.Y00034	191
NT20AJL	1.Y01649	191
NT03AJT	1.Y06123	191
NT05AJT	1.Y04955	191
NT10AJT	1.Y01318	191
NT03AJY	1.Y06124	191
NT05AJY	1.Y06125	191
NT10AJY	1.Y06126	191
NT05AD	1.Y06127	192
NT10AD	1.Y02608	192
NT20AD	1.Y06128	192
NT05AJV	1.Y06129	192
NT10AJV	1.Y06130	192
NT05AE	1.Y01169	192
NT10AE	1.Y00022	192
GT-NK10	1.Y02665	193
NK10AJ	1.Y02666	193
GT-TC-02	1.Y03833	193
GT-NKH20XL-25	-	195
GT-NKH20XR-25	-	195
GT-NKH20A-25	1.Y00087	195
GT-NKH20AR-25	1.Y00086	195
GT-NKH10	1.Y04612	196
NKH10AJ	1.Y01474	196
NKH10RAJ	1.Y06241	196
GT-NTH05	1.Y02235	196
GT-NTH10	1.Y01471	196
NTH05AJ	1.Y02236	196
NTH10AJ	1.Y01472	196
DTC-001	1.Y06131	197
GT-NS3	1.Y01269	199
GT-NS5	1.Y01036	199
GT-NS7	1.Y01037	199
GT-NS10L	1.Y01214	199
GT-NS20	1.Y00009	199
GT-NS30	1.Y00002	199
GT-NS20H-1	1.Y06133	199
GT-N3	1.Y05900	199
GT-N5	1.Y06134	199
GT-N7	1.Y02077	199

型号(Model)	货号(PN)	页码(Page)
GT-N10	1.Y06135	199
GT-N12	1.Y01531	199
GT-N20	1.Y01436	199
GT-N30	1.Y00003	199
GT-N50	1.Y06136	199
GT-NR3	1.Y03036	200
GT-NR5	1.Y02105	200
GT-NR7	1.Y03324	200
GT-NR10L	1.Y00015	200
GT-NR20	1.Y00222	200
GT-NR30	1.Y00001	200
GT-NR50	1.Y01349	200
NR10LST	1.Y06137	200
NR20ST	1.Y02115	200
NR30ST	1.Y03140	200
NR50ST	1.Y03141	200
P-10L	1.Y06200	200
P-20	1.Y04318	200
P-30	1.Y04310	200
P-50	1.Y06201	200
GT-NWR1	1.Y06202	201
GT-NWR10	1.Y06143	201
GT-NWR20	1.Y06144	201
GT-NWR30	1.Y06145	201
GT-NWS1	1.Y06146	201
GT-NWS10	1.Y02979	201
GT-NWS20	1.Y06147	201
GT-NB20LW-10TM	1.Y06148	201
GT-NB30LW-10TM	1.Y04593	201
GT-NB20LW-10SM	1.Y06149	201
GT-NB30LW-10SM	1.Y06150	201
N3AP	1.Y05931	202
N5AP	1.Y00077	202
N7AP	1.Y00955	202
N10AP	1.Y01444	202
N10LAP	1.Y00956	202
N12AP	1.Y06167	202
N20AP	1.Y00060	202
N30AP	1.Y00062	202
N3AE	1.Y03037	202
N5AE	1.Y02106	202
N7AE	1.Y03325	202
N20AE	1.Y00057	202
N30AE	1.Y00061	202
NW10AJ	1.Y06168	202
N20AJ	1.Y00056	202
N20AJB	1.Y00033	202
NW20AJ	1.Y06169	202
N30AJ	1.Y00059	202
NW30AJ	1.Y06170	202
N10LAJ141	1.Y01176	203
N20AJL	1.Y00035	203
N20AB39	1.Y00028	203
N30AJ163	1.Y04313	203
N30AJL	1.Y00067	203
N7PF	1.Y06171	203
N10LPF	1.Y06172	203
N20PF	1.Y00065	203
N30PF	1.Y00058	203
N20AH	1.Y00032	203
N20AML1498	1.Y00047	204
N20AMR1499	1.Y00046	204
N10LAB152	1.Y06173	204
N20AA27	1.Y00030	204
N20AA239	1.Y00045	204
N20AB360	1.Y00042	204
N30AA114	1.Y00052	204





# 索引 Index

型号(Model)	货号(PN)	页码(Page)
N30AL525	1.Y00050	204
N20AE1205	-	205
NR20-P(NR20-P-D1)	8.Y00113(8.Y00113-D1)	206
NR30-P(NR30-P-D1)	8.Y00237(8.Y00237-D1)	206
NS20-P	8.Y00079	206
NS30-P	8.Y00080	206
NT-2010TM-P	8.Y00006	207
NT-2010SM-P	8.Y00003	207
NY10-P	8.Y00270	207
NY15-P	8.Y00249	207
GT-BH2060	8.Y00346	207

## 真空组件 Vacuum Module

型号(Model)	NBR-55(黑色)	SI-55(透明)	HT1-60(蓝色)	页码(Page)
PFYN-2-...	1.Y12953	1.Y12972	1.Y12991	208
PFYN-3.5-...	1.Y12954	1.Y12973	1.Y12992	208
PFY-5-...	1.Y12955	1.Y12974	1.Y12993	208
PFY-6-...	1.Y12956	1.Y12975	1.Y12994	208
PFY-8-...	1.Y12957	1.Y12976	1.Y12995	208
PFY-10-...	1.Y12958	1.Y12977	1.Y12996	208
PFY-15-...	1.Y12959	1.Y12978	1.Y12997	208
PFY-20-...	1.Y12960	1.Y12979	1.Y12998	208
PFY-25-...	1.Y12961	1.Y12980	1.Y12999	208
PFY-30-...	1.Y12962	1.Y12981	1.Y13000	208
PFY-35-...	1.Y12963	1.Y12982	1.Y13001	208
PFY-40-...	1.Y12964	1.Y12983	1.Y13002	208
PFY-50-...	1.Y12965	1.Y12984	1.Y13003	208
PFY-60-...	1.Y12966	1.Y12985	1.Y13004	208
PFY-80-...	1.Y12967	1.Y12986	1.Y13005	208
PFY-95-...	1.Y12968	1.Y12987	1.Y13006	208
PFYN-120-...	1.Y12969	1.Y12988	-	208
PFYN-150-...	1.Y12970	1.Y12989	1.Y13008	208
PFYN-200-...	1.Y12971	1.Y12990	-	208
FSGA-6-...	1.Y12937	1.Y12949	1.Y12951	209
FGA-11-...	1.Y12938	1.Y12288	1.Y12298	209
FGA-14-...	1.Y12939	1.Y12289	1.Y12299	209
FGA-16-...	1.Y12940	1.Y12290	1.Y12300	209
FGA-20-...	1.Y12941	1.Y12291	1.Y12301	209
FGA-22-...	1.Y12942	1.Y12292	1.Y12302	209
FGA-25-...	1.Y12943	1.Y12293	1.Y12303	209
FGA-33-...	1.Y12944	1.Y12294	1.Y12304	209
FGA-43-...	1.Y12945	1.Y12295	1.Y12305	209
FGA-53-...	1.Y12946	1.Y12296	1.Y12306	209
FGA-63-...	1.Y12947	1.Y12297	1.Y12307	209
FGA-78-...	1.Y12948	1.Y12950	1.Y12952	209
FSG-3-...	1.Y12929	1.Y12931	1.Y12934	210
FSG-4-...	1.Y12930	1.Y12932	1.Y12935	210
FSG-5-...	1.Y12308	1.Y12319	1.Y12331	210
FG-7-...	1.Y12309	1.Y12320	1.Y12332	210
FG-9-...	1.Y12310	1.Y12321	1.Y12333	210
FG-12-...	1.Y12311	1.Y12322	1.Y12334	210
FG-14-...	1.Y12312	1.Y12323	1.Y12335	210
FG-18-...	1.Y12313	1.Y12324	1.Y12336	210
FG-20-...	1.Y12314	1.Y12325	1.Y12337	210
FG-25-...	1.Y12315	1.Y12326	1.Y12338	210
FG-32-...	1.Y12284	1.Y12327	1.Y11797	210
FG-42-...	1.Y12316	1.Y12328	1.Y12340	210
FG-52-...	1.Y12317	1.Y12329	1.Y12341	210
FG-62-...	1.Y12318	1.Y12330	1.Y12342	210
FG-88-...	1.Y12928	1.Y12933	-	210

型号(Model)	NBR-60(黑色)	SI-60(透明)	HT1-60(蓝色)	页码(Page)
SGON-4x2-...	1.Y13068	1.Y13079	1.Y13090	211
SGON-7x3.5-...	1.Y13069	1.Y13080	1.Y13091	211
SGON-12x4-...	1.Y13070	1.Y13081	1.Y13092	211
SGON-15x5-...	1.Y13071	1.Y13082	1.Y13093	211
SGON-18x6-...	1.Y13072	1.Y13083	1.Y13094	211
SGON-24x8-...	1.Y13073	1.Y13084	1.Y13095	211
SGON-30x10-...	1.Y13074	1.Y13085	1.Y13096	211

型号(Model)	NBR-60(黑色)	SI-60(透明)	HT1-60(蓝色)	页码(Page)
SGON-45x15-...	1.Y13075	1.Y13086	1.Y13097	211
SGON-60x20-...	1.Y13076	1.Y13087	1.Y13098	211
SGON-75x25-...	1.Y13077	1.Y13088	1.Y13099	211
SGON-90x30-...	1.Y13078	1.Y13089	-	211

型号(Model)	SI(透明)	SP(海绵)	页码(Page)
VSH-S2	1.Y07282	-	212
VSH-S4	1.Y07283	-	212
VSH-S6	1.Y07284	-	212
VSH-S8	1.Y07285	-	212
VSH-S10	1.Y07286	-	212
VSH-S12	1.Y07287	-	212
VSH-S15	1.Y07288	-	212
VSH-S20	1.Y07289	-	212
VSH-S25	1.Y07290	-	212
VSH-S30	1.Y07291	-	212
VSH-M4	1.Y07292	-	212
VSH-M6	1.Y07293	-	212
VSH-M8	1.Y07294	-	212
VSH-M10	1.Y07295	1.Y12885	212
VSH-M12	1.Y07296	1.Y12886	212
VSH-M15	1.Y07297	1.Y12887	212
VSH-M20	1.Y07298	1.Y07530	212
VSH-M25	1.Y07299	1.Y12888	212
VSH-M30	1.Y07300	1.Y07758	212
VSH-M40	1.Y07301	1.Y07894	212
VSH-M50	1.Y07302	1.Y07895	212
VSH2-S4	1.Y07303	-	213
VSH2-S6	1.Y07304	-	213
VSH2-S8	1.Y07305	-	213
VSH2-S10	1.Y07306	-	213
VSH2-S12	1.Y07307	-	213
VSH2-S15	1.Y07308	-	213
VSH2-S20	1.Y07309	-	213
VSH2-S25	1.Y07310	-	213
VSH2-S30	1.Y07311	-	213
VSH2-M6	1.Y07312	-	213
VSH2-M8	1.Y07313	-	213
VSH2-M10	1.Y07314	1.Y08294	213
VSH2-M12	1.Y07315	1.Y08295	213
VSH2-M15	1.Y07316	1.Y08296	213
VSH2-M20	1.Y07317	1.Y07929	213
VSH2-M25	1.Y07318	1.Y08349	213
VSH2-M30	1.Y07319	1.Y08056	213
VSH2-M35	1.Y07320	-	213
VSH2-M40	1.Y07321	1.Y08104	213
VSH2-M50	1.Y07322	1.Y08105	213
VSH3-S6	1.Y07323	-	214
VSH3-S8	1.Y07324	-	214
VSH3-S10	1.Y07325	-	214
VSH3-S12	1.Y07326	-	214
VSH3-S15	1.Y07327	-	214
VSH3-M8	1.Y07328	-	214
VSH3-M10	1.Y07329	1.Y09163	214
VSH3-M12	1.Y07330	1.Y09162	214
VSH3-M15	1.Y07331	1.Y09161	214
VSH3-M20	1.Y07332	1.Y08134	214
VSH3-M25	1.Y07333	1.Y09065	214
VSH3-M30	1.Y07334	1.Y08167	214
VSH3-M40	1.Y07335	1.Y08168	214
VSH3-M50	1.Y07336	1.Y08234	214

型号(Model)	货号(PN)	页码(Page)
SAF-30-G3/8AG	1.Y13010	215
SAF-30-G3/8IG	1.Y13011	215
SAF-40-G3/8AG	1.Y13012	215
SAF-40-G3/8IG	1.Y13013	215
SAF-50-G3/8AG	1.Y13014	215
SAF-50-G3/8IG	1.Y13015	215

型号(Model)	货号(PN)	页码(Page)
SAF 60-G3/8AG	1.Y13016	215
SAF-60-G3/8IG	1.Y13017	215
SAF-80-G3/8AG	1.Y13018	215
SAF-80-G3/8IG	1.Y13019	215
SAF-100-G3/8AG	1.Y13020	215
SAF-100-G3/8IG	1.Y13021	215

SAF-125-G3/8IG	1.Y13023	215
SAOF-50x16-G3/8AG	1.Y13024	215
SAOF-50x16-G3/8IG	1.Y13025	215
SAOF-60x23-G3/8AG	1.Y13026	215
SAOF-60x23-G3/8IG	1.Y13027	215
SAOF-90x30-G3/8AG	1.Y13028	215
SAOF-90x30-G3/8IG	1.Y13029	215
SAOF-80x40-G3/8AG	1.Y13030	215
SAOF-80x40-G3/8IG	1.Y13031	215
SAOF-100x50-G3/8AG	1.Y13032	215
SAOF-100x50-G3/8IG	1.Y13033	215
SAOF-120x60-G3/8AG	1.Y13034	215
SAOF-120x60-G3/8IG	1.Y13035	215

SAOF-140x70-G3/8IG	1.Y13037	215
SAB-22-G3/8AG	1.Y13038	216
SAB-22-G3/8IG	1.Y13039	216
SAB-30-G3/8AG	1.Y13040	216
SAB-30-G3/8IG	1.Y13041	216
SAB-40-G3/8AG	1.Y13042	216
SAB-40-G3/8IG	1.Y13043	216
SAB-50-G3/8AG	1.Y13044	216
SAB-50-G3/8IG	1.Y13045	216
SAB-60-G3/8AG	1.Y13046	216
SAB-60-G3/8IG	1.Y13047	216
SAB-80-G3/8AG	1.Y13048	216
SAB-80-G3/8IG	1.Y13049	216
SAB-100-G3/8AG	1.Y13050	216
SAB-100-G3/8IG	1.Y13051	216
SAB-125-G3/8AG	1.Y13052	216
SAB-125-G3/8IG	1.Y13053	216
SAOB-60x30-G3/8AG	1.Y13054	216
SAOB-60x30-G3/8IG	1.Y13055	216
SAOB-80x40-G3/8AG	1.Y13056	216
SAOB-80x40-G3/8IG	1.Y13057	216
SAOB-110x55-G3/8AG	1.Y13058	216
SAOB-110x55-G3/8IG	1.Y13059	216

型号(Model)	货号(PN)	页码(Page)
SAOB-140x70-G3/8IG	1.Y13061	216
VM02-G18	7.Y00703	217
VM04-G14	7.Y00709	217
VM06-G14	7.Y00768	217
VM07-G18	7.Y00767	217
VM08-M8	1.Y05275	217
VM09-M5	1.Y05274	217
VM10-G18	7.Y00902	218
VM11-G18	1.Y12762	218
VM11-M5	1.Y05327	218
VM12-M5	7.Y00762	218
VM13-M5	7.Y00761	218
VM14-M5	7.Y00760	218
VM15-G18	7.Y00759	219
VM16-G18	7.Y00758	219
VM17-G18	7.Y00757	219
VM18-M5	1.Y05314	219
VM20-G14	4.Y00058	219
VM21-M5	1.Y01986	219
VM22-M5	1.Y05790	220
VM23-G18	7.Y00900	220





# 索引 Index

型号(Model)	货号(PN)	页码(Page)	型号(Model)	货号(PN)	页码(Page)	型号(Model)	货号(PN)	页码(Page)
VM24-G18	7.Y00898	220	VFCT1620-M5	8.Y00277	230	SCPSb-07-S04-NC-VD	1.Y13276	243
VM25-M3	7.Y00928	220	VFCT2030-G18	8.Y00314	230	SCPSb-10-S04-NC-VD	1.Y13277	243
VM27-M5	1.Y01097	220	VFG20-10	8.Y00207	231	SCPSb-15-S04-NC-VD	1.Y13278	243
VM28-M8	7.Y00475	220	VFG20-20	8.Y00337	231	附件 Accessory Components		
VM29-M5	7.Y01036	221	VFG30-20	8.Y00338	231	ASC-8A-B	8.Y00087	245
VM30-G18	7.Y01037	221	VMGD30-20	8.Y00451	231	AJB4M8-3P-M12	4.Y00487	247
VM31-M5	7.Y01038	221	VFRS-20M10-M5	4.Y00026	232	AJB4M8-3N-M12	4.Y00488	247
VM32-G18	7.Y01039	221	VFRS-20M16-G18	4.Y00023	232	ELK8112-0/9	1.Y07461	247
VM33-M5	7.Y01040	221	VFM-4014-G18	1.Y01452	232	M8-M03T	1.Y06722	247
VM34-G18	7.Y01041	221	VFM-2020-G14	1.Y01451	232	ELK8-2M/P00	1.Y07462	247
VM35-M5	7.Y01042	222	VFL-20M17-G18	1.Y01453	232	M8-M03L	1.Y13391	247
VM36-G18	7.Y01043	222	VFMT-20M14-G18	8.Y00319	233	AJB8M8-3P-M16	4.Y00491	248
VM37-M5	7.Y01044	222	VFMT-40M14-G18	8.Y00320	233	AJB8M8-3N-M16	4.Y00492	248
VM38-G18	7.Y01045	222	VFHT-30M20-G38F-G18M	8.Y00409	233	DNLK14-14-2M/P00	1.Y07463	248
VM39-M5	7.Y01046	222	VFH-30M20-G38F-G18M	8.Y00410	233	AJB8M8-3P-D2	4.Y00495	249
VM40-G18	7.Y01047	222	VFST-5M10	8.Y00283	234	AJB8M8-3N-D2	4.Y00496	249
VM41-G14	7.Y01048	223	VFST-10M10	8.Y00284	234	ARJ210-M5	1.Y05877	250
VM-G18M-M10M	7.Y00808	224	VFST-20M10	8.Y00285	234	-	1.Y02592	250
VM-G14M-M10M	7.Y00756	224	VFST-30M10	8.Y00286	234	APB-M3-Ø4	1.Y03145	251
VM-G18M-M5F	7.Y00755	224	VFS-58	8.Y00287	234	APB-M5-Ø4	1.Y05008	251
VM-G18M-M8F	7.Y00754	224	VFS-512	8.Y00288	234	APB-M5-Ø6	1.Y01986	251
VM-M5M-M8F	7.Y00473	224	VFS-108	8.Y00289	234	APF-M3	1.Y06794	251
VM-M5M-G18F	7.Y00474	224	VFS-1012	8.Y00007	234	APF-M5	1.Y02510	251
VM-G14M-M8F	7.Y00476	225	VFS-208	8.Y00290	234	APF-G18	1.Y00462	251
VFN1011-M5	8.Y00064	227	VFS-2012	8.Y00008	234	APF-G14	1.Y00463	251
VFN1021-M5	8.Y00321	227	VFS-308	8.Y00291	234	APBL-M3-Ø4	1.Y13282	251
VFN1421-G18	8.Y00065	227	VFS-3012	8.Y00292	234	APBL-M5-Ø4	1.Y13283	251
VFN1436-G18	8.Y00322	227	VFMT-5M12	8.Y00293	234	APBL-M5-Ø6	1.Y13284	251
VFN2026-G18	8.Y00066	227	VFMT-10M12	8.Y00294	234	APBL-G18-Ø6	1.Y13285	251
VFN2051-G18	8.Y00067	227	VFMT-20M12	8.Y00295	234	KQ2H02-M3G	1.Y13101	252
VFNT1011-M5	8.Y00068	227	VFMT-30M12	8.Y00296	234	KQ2H02-M5A	1.Y13102	252
VFNT1021-M5	8.Y00323	227	VFM-512	8.Y00297	234	KQ2H23-M3G	1.Y13103	252
VFNT1421-G18	8.Y00204	227	VFM-520	8.Y00298	234	KQ2H23-M5A	1.Y13104	252
VFNT1621-G18	8.Y00383	227	VFM-1012	8.Y00299	234	KQ2H04-M3G	1.Y13105	252
VFNT1436-G18	8.Y00324	227	VFM-1020	8.Y00300	234	KQ2H04-M5A	1.Y04451	252
VFNT1636-G18	8.Y00384	227	VFM-2012	8.Y00301	234	KQ2H04-M6A	1.Y13106	252
VFNT2026-G18	8.Y00205	227	VFM-2020	8.Y00302	234	KQ2H06-M5A	1.Y00452	252
VFNT2051-G18	8.Y00206	227	VFM-3012	8.Y00303	234	KQ2H06-M6A	1.Y13107	252
VFR1011-M5	8.Y00060	228	VFM-3020	8.Y00304	234	KQ2H23-01AS	1.Y13108	252
VFR1021-M5	8.Y00325	228	VUUG-LK14-M52-AT-G18-1HZL-S	1.Y06040	235	KQ2H23-02AS	1.Y13109	252
VFR1421-G18	8.Y00061	228	VUUG-LK14-B52-T-G18-1HZL-W1-S	1.Y06288	235	KQ2H04-01AS	1.Y03599	252
VFR1436-G18	8.Y00326	228	VUUG1/8-LK-2F	1.Y06289	235	KQ2H04-02AS	1.Y05147	252
VFR2026-G18	8.Y00062	228	VUUG1/8-LK-3F	1.Y06290	235	KQ2H06-01AS	1.Y13110	252
VFR2051-G18	8.Y00063	228	VUUG1/8-LK-4F	1.Y06291	235	KQ2H06-02AS	1.Y07090	252
VFRT1011-M5	8.Y00074	228	VUUG1/8-LK-5F	1.Y06292	235	KQ2H06-03AS	1.Y05164	252
VFRT1021-M5	8.Y00327	228	VUUG1/8-LK-6F	1.Y06293	235	KQ2H08-01AS	1.Y07162	252
VFRT1421-G18	8.Y00075	228	VUUG1/8-LK-7F	1.Y06294	235	KQ2H08-02AS	1.Y05101	252
VFRT1621-G18	8.Y00381	228	VUUG1/8-LK-8F	1.Y06042	235	KQ2H08-03AS	1.Y02228	252
VFRT1436-G18	8.Y00328	228	VUUG1/8-LK-9F	1.Y07453	235	KQ2H10-01AS	1.Y13111	252
VFRT1636-G18	8.Y00382	228	VUUG1/8-LK-10F	1.Y06295	235	KQ2H10-02AS	1.Y07142	252
VFRT2026-G18	8.Y00076	228	VUUG1/8-LK-11F	1.Y09872	235	KQ2H10-03AS	1.Y07632	252
VFRT2051-G18	8.Y00077	228	VUUG1/8-LK-12F	1.Y09873	235	KQ2H10-04AS	1.Y13112	252
VFE1011-M5	8.Y00070	229	VUUG1/8-LK-13F	1.Y09874	235	KQ2H12-02AS	1.Y13113	252
VFE1021-M5	8.Y00371	229	VUUG1/8-LK-14F	1.Y09875	235	KQ2H12-03AS	1.Y13114	252
VFE1421-G18	8.Y00071	229	VUUG1/8-LK-15F	1.Y09876	235	KQ2H12-04AS	1.Y13115	252
VFE1436-G18	8.Y00372	229	VUUG1/8-LK-16F	1.Y09877	235	KQ2H16-02AS	1.Y13116	252
VFE2026-G18	8.Y00072	229	VUUG1/8-LK-17F	1.Y09878	235	KQ2H16-03AS	1.Y13117	252
VFE2051-G18	8.Y00073	229	VUUG1/8-LK-18F	1.Y09879	235	KQ2H16-04AS	1.Y13118	252
VFET1011-M5	8.Y00069	229	VUUG1/8-LK-19F	1.Y09880	235	KQ2H02-00A	1.Y13119	253
VFET1021-M5	8.Y00374	229	VUUG1/8-LK-20F	1.Y09881	235	KQ2H23-00A	1.Y13120	253
VFET1421-G18	8.Y00228	229	COMPACT 20CE PNP	1.Y13062	236	KQ2H04-00A	1.Y13121	253
VFET1621-G18	8.Y00379	229	COMPACT 20CE NPN	1.Y13063	236	KQ2H06-00A	1.Y13122	253
VFET1436-G18	8.Y00375	229	COMPACT10E PNP	1.Y13064	238	KQ2H08-00A	1.Y13123	253
VFET1636-G18	8.Y00380	229	COMPACT10E NPN	1.Y13279	238	KQ2H10-00A	1.Y13124	253
VFET2026-G18	8.Y00229	229	VLCLASSIC XI x 2	1.Y13065	240	KQ2H12-00A	1.Y13125	253
VFET2051-G18	8.Y00230	229	piLINE® vacuum generator MINI S1, 6-6 mm	1.Y13066	241	KQ2H16-00A	1.Y13126	253
VFC2030-G18	8.Y00313	230	piLINE® vacuum generator MINI S1, 8-8 mm	1.Y13067	241	KQ2H02-23A	1.Y13127	253



# 索引 Index

型号(Model)	货号(PN)	页码(Page)
KQ2H02-04A	1.Y13128	253
KQ2H23-04A	1.Y13129	253
KQ2H23-06A	1.Y13130	253
KQ2H04-06A	1.Y13131	253
KQ2H06-08A	1.Y13132	253
KQ2H08-10A	1.Y13133	253
KQ2H10-12A	1.Y13134	253
KQ2H12-16A	1.Y13135	253
KQ2L02-M3G	1.Y13136	254
KQ2L02-M5A	1.Y13137	254
KQ2L23-M3G	1.Y13138	254
KQ2L23-M5A	1.Y13139	254
KQ2L04-M3G	1.Y13140	254
KQ2L04-M5A	1.Y02599	254
KQ2L04-M6A	1.Y13141	254
KQ2L06-M5A	1.Y02345	254
KQ2L06-M6A	1.Y13142	254
KQ2L23-01AS	1.Y13143	254
KQ2L23-02AS	1.Y13144	254
KQ2L04-01AS	1.Y05151	254
KQ2L04-02AS	1.Y05751	254
KQ2L06-01AS	1.Y02343	254
KQ2L06-02AS	1.Y11935	254
KQ2L06-03AS	1.Y10180	254
KQ2L08-01AS	1.Y07560	254
KQ2L08-02AS	1.Y04922	254
KQ2L08-03AS	1.Y05070	254
KQ2L10-01AS	1.Y13145	254
KQ2L10-02AS	1.Y06994	254
KQ2L10-03AS	1.Y08074	254
KQ2L10-04AS	1.Y13146	254
KQ2L12-02AS	1.Y13147	254
KQ2L12-03AS	1.Y13148	254
KQ2L12-04AS	1.Y13149	254
KQ2L16-02AS	1.Y13150	254
KQ2L16-03AS	1.Y13151	254
KQ2L16-04AS	1.Y13152	254
KQ2V04-M5A	1.Y13153	255
KQ2V06-M5A	1.Y13154	255
KQ2V04-01AS	1.Y13155	255
KQ2V06-01AS	1.Y13156	255
KQ2V06-02AS	1.Y13158	255
KQ2V08-01AS	1.Y13159	255
KQ2V08-02AS	1.Y13157	255
KQ2V08-03AS	1.Y13160	255
KQ2V10-02AS	1.Y13161	255
KQ2V10-03AS	1.Y13162	255
KQ2V12-03AS	1.Y13163	255
KQ2V12-04AS	1.Y13164	255
KQ2V16-03AS	1.Y13165	255
KQ2V16-04AS	1.Y13166	255
KQ2T02-M3G	1.Y13167	256
KQ2T02-M5A	1.Y13168	256
KQ2T23-M3G	1.Y13169	256
KQ2T23-M5A	1.Y13170	256
KQ2T04-M3G	1.Y13171	256
KQ2T04-M5A	1.Y01536	256
KQ2T04-M6A	1.Y13172	256
KQ2T06-M5A	1.Y03052	256
KQ2T06-M6A	1.Y13173	256
KQ2T23-01AS	1.Y13174	256
KQ2T23-02AS	1.Y13175	256
KQ2T04-01AS	1.Y13176	256
KQ2T04-02AS	1.Y13177	256
KQ2T06-01AS	1.Y05154	256
KQ2T06-02AS	1.Y13178	256
KQ2T06-03AS	1.Y13179	256

型号(Model)	货号(PN)	页码(Page)	
KQ2T08-01AS	1.Y13180	256	
KQ2T08-02AS	1.Y13181	256	
KQ2T08-03AS	1.Y13182	256	
KQ2T10-01AS	1.Y13183	256	
KQ2T10-02AS	1.Y13184	256	
KQ2T10-03AS	1.Y13185	256	
KQ2T10-04AS	1.Y13186	256	
KQ2T12-02AS	1.Y13187	256	
KQ2T12-03AS	1.Y13188	256	
KQ2T12-04AS	1.Y13189	256	
KQ2T16-02AS	1.Y13190	256	
KQ2T16-03AS	1.Y13191	256	
KQ2T16-04AS	1.Y13192	256	
KQ2T02-00A	1.Y13193	257	
KQ2T23-00A	1.Y13194	257	
KQ2T04-00A	1.Y03077	257	
KQ2T06-00A	1.Y03076	257	
KQ2T08-00A	1.Y00761	257	
KQ2T10-00A	1.Y13195	257	
KQ2T12-00A	1.Y13196	257	
KQ2T16-00A	1.Y13197	257	
KQ2T23-04A	1.Y13198	257	
KQ2T04-06A	1.Y04160	257	
KQ2T06-08A	1.Y04159	257	
KQ2T08-10A	1.Y07561	257	
KQ2T10-12A	1.Y13199	257	
KQ2T12-16A	1.Y13200	257	
KQ2T06-04A	1.Y13201	257	
KQ2T08-06A	1.Y13202	257	
KQ2T10-08A	1.Y13203	257	
KQ2T12-10A	1.Y13204	257	
KQ2U02-00A	1.Y13205	258	
KQ2U23-00A	1.Y13206	258	
KQ2U04-00A	1.Y02601	258	
KQ2U06-00A	1.Y02600	258	
KQ2U08-00A	1.Y03078	258	
KQ2U10-00A	1.Y13207	258	
KQ2U12-00A	1.Y13208	258	
KQ2U16-00A	1.Y13209	258	
KQ2UD04-06A	1.Y06909	258	
KQ2UD06-08A	1.Y08529	258	
型号(Model)	进气节流	排气节流	页码(Page)
AS12□1F-M5-02A	1.Y13218	1.Y13222	259
AS12□1F-M5-23A	1.Y13219	1.Y13223	259
AS12□1F-M5-04A	1.Y13220	1.Y13224	259
AS12□1F-M5-06A	1.Y13221	1.Y03830	259
AS22□1F-01-23SA	1.Y13225	1.Y13246	259
AS22□1F-01-04SA	1.Y13226	1.Y13247	259
AS22□1F-01-06SA	1.Y13227	1.Y05040	259
AS22□1F-01-08SA	1.Y13228	1.Y13248	259
AS22□1F-01-10SA	1.Y13229	1.Y13249	259
AS22□1F-02-23SA	1.Y13230	1.Y13250	259
AS22□1F-02-04SA	1.Y13231	1.Y13251	259
AS22□1F-02-06SA	1.Y13232	1.Y06906	259
AS22□1F-02-08SA	1.Y13233	1.Y08260	259
AS22□1F-02-10SA	1.Y13234	1.Y13252	259
AS32□1F-02-06SA	1.Y13235	1.Y13253	259
AS32□1F-02-08SA	1.Y13236	1.Y13254	259
AS32□1F-02-10SA	1.Y13237	1.Y13255	259
AS32□1F-02-12SA	1.Y13238	1.Y13256	259
AS32□1F-03-06SA	1.Y13239	1.Y13257	259
AS32□1F-03-08SA	1.Y13240	1.Y13258	259
AS32□1F-03-10SA	1.Y13241	1.Y13259	259
AS32□1F-03-12SA	1.Y13242	1.Y13260	259
AS42□1F-04-10SA	1.Y13243	1.Y13261	259
AS42□1F-04-12SA	1.Y13244	1.Y13262	259
AS42□1F-04-16SA	1.Y13245	1.Y13263	259

型号(Model)	货号(PN)	页码(Page)
AS1002F-02	1.Y13264	260
AS1002F-23	1.Y13265	260
AS1002F-04	1.Y04457	260
AS1002F-06	1.Y04777	260
AS2002F-04	1.Y13266	260
AS2002F-06	1.Y13267	260
AS2052F-06	1.Y13268	260
AS2052F-08	1.Y13269	260
AS3002F-06	1.Y13270	260
AS3002F-08	1.Y13271	260
AS3002F-10	1.Y13272	260
AS3002F-12	1.Y13273	260
AS4002F-10	1.Y13274	260
AS4002F-12	1.Y13275	260
KCH04-M5	1.Y03525	261
KCH04-01S	1.Y13286	261
KCH06-M5	1.Y03524	261
KCH06-01S	1.Y13287	261
KCH08-01S	1.Y13288	261
KJP-02	1.Y13210	261
KQ2P-23	1.Y13211	261
KQ2P-04	1.Y13212	261
KQ2P-06	1.Y13213	261
KQ2P-08	1.Y13214	261
KQ2P-10	1.Y13215	261
KQ2P-12	1.Y13216	261
KQ2P-16	1.Y13217	261
AH4B	1.Y00824	262
AH4BU	1.Y03687	262
AH4G	1.Y00823	262
AH4T	1.Y03686	262
AH4Y	1.Y00821	262
AH4R	1.Y00822	262
AH4O	1.Y05661	262
AH6B	1.Y00830	262
AH6BU	1.Y00829	262
AH6G	1.Y00825	262
AH6T	1.Y00827	262
AH6Y	1.Y00828	262
AH6R	1.Y00826	262
AH6O	1.Y04640	262
AH8B	1.Y04478	262
AH8BU	1.Y00831	262
AH10B	1.Y04476	262
AH10BU	1.Y05660	262



A series of horizontal dashed lines for writing, spanning the width of the page.